

**City of Mansfield, Ohio  
Finance Department  
Report**

**01/01/10 to 12/31/10**

**Kelly Blankenship  
Finance Director**

# City of Mansfield, Ohio

**KELLY BLANKENSHIP, FINANCE DIRECTOR**

30 N. Diamond Street  
Mansfield, Ohio 44902

Phone (419) 755-9781  
Fax (419) 755-9405

February 8, 2011

To: City Council  
Mayor Culliver  
Elected Officials  
City Employees  
Citizens of Mansfield


Enclosed is the 2010 Finance Department Report in accordance with the City of Mansfield Charter. This report is presented on a cash basis of accounting as opposed to the annual CAFR which is prepared on the modified accrual and accrual basis of accounting. An addition to this year's report is a Vendor Invoice Summary which lists all the vendors who received any funds from the City above a threshold of \$500.00.

In these uncertain economic times, I am often the bearer of bad financial news. However, I do have some good news to report. Income Tax revenue stabilized for this year and hopefully, the decline is over. We continue to monitor the economic indicators and the local business climate to forecast expectations for the future. While the increase in anticipated revenue is something to celebrate, we must be cognizant of the fact that the Safety Fund consumed the increased revenue and still the deficit grew from \$1.8 million to \$2.0 million.

With the arrival of the Fiscal Emergency Supervision Commission came firm counsel and directives to formulate a budget that is balanced to anticipated revenue and maintains its integrity. The days of overspending appropriations are over for good! And now I have the backing of the state auditors and their oversight in this order. As a result, we fully expect to be fighting court battles for employment contract violations but the undisputable fact is that the labor contracts have bound the City to benefits we can no longer afford.

The administration has been very busy forging a financial recovery plan in compliance with state code. It contains cost-saving measures as well as anticipated/suggested revenue increases. According to the elements of the plan, if they are all enacted, the City could request termination from fiscal emergency in 2013. A key element of that plan is the ratification of a .25% increase in the Safety tax levied on all income earned in the City. This tax increase was first introduced to the voters in November and as expected, it failed. We will see what the voters say about the levy later this year as they are asked to reconsider foregoing more income.

During the fourth quarter our bond rating was reviewed by Moody's Investors Service Ltd., resulting in the downgrading of our rating to A3 from A1 and placed under review for further downgrade based on our status of fiscal emergency. This is bad news indeed. Fortunately we don't anticipate the need to



issue bonds in the immediate future, but if such a need arises, we will pay higher interest than we have in the past. Moody's will review the financial recovery plan and update their rating based upon their opinion of the City's plan to eliminate the deficit and gain sound financial footing for the future.

Fiscal Emergency has also brought about a performance audit, concentrating on various areas of the City government. They have scrutinized our functions, the costs of performing our duties, and the impact on the community. They are comparing our operations to selected peers as well as an average of entities previously audited to gauge our effectiveness. I am eager to receive their final recommendations to see how we can improve the value of our services to the citizens of Mansfield.

A major improvement I'm excited to report is the implementation of new accounting software. The legacy package we had in place for the last 20+ years had outlived its useful life a long time ago and obtaining information in any usable form for decision making was extremely cumbersome. The Finance Department has been hit hard in this economic downturn and in response to the budget crunch I have lost by either lay-off or through attrition eleven employees or 40% of my staff. I haven't given anyone a merit raise since I took office and we have had our workload triple with the requests for financial analysis from City employees, Council members, fiscal emergency auditors, performance auditors, financial auditors as well as the public. I anticipate the software improvements to alleviate much of the burden and allow us to produce more with less.

Department heads can expect to have financial information in real time and won't have to wait for month end for reports or make special requests for us to gather them. They will have more input during the budget process and can manage their finances more easily throughout the year. It is my desire in the near future to have installed a public access computer that will allow the public to inspect our financial information at their leisure.

Looking back over the past year and the slide of the City into fiscal emergency one principal is clear. What was lacking first and foremost was sound fiscal policy – policy that dictates practice, requires planning and ensures healthy fiscal sustainability. As Finance Director it is my chief aim in 2011 to assist City Council and the Mayor in addressing this deficiency. We have learned lessons only experience can teach and I am thoroughly excited to meet the challenges ahead.

Respectfully submitted,

A handwritten signature in black ink, appearing to read 'Kelly Blankenship', written in a cursive style.

Kelly Blankenship  
Finance Director

## TABLE OF CONTENTS

<u>Section</u>	<u>Page</u>
Revenue and Expenditures	1
Investments	35
Income Tax Activity	40
Delinquent Income Tax Collections	49
Inventory	54
Miscellaneous	55

## Revenues and Expenditures

As of December 31, 2010 the City received 95.93% of estimated revenue and expended or encumbered 87.45% of appropriations. The General Fund received 102.20% of estimated revenue, and expended or encumbered 96.54% of appropriations. The Safety Services Fund received 100.47% of estimated revenue, and expended or encumbered 112.49% of appropriations.

From 2009 to 2010, General Fund revenues decreased \$118,195 and Safety Services Fund revenues increased \$331,879. Water Fund revenues increased \$1,771,339 primarily because of higher commercial collections. Sewer Fund revenues decreased \$650,378 due to the timing of receipts from the Richland County sewer contract.

Expenditure comparisons show decreases in all of the major funds. Expenditures in the General Fund are down \$2,013,615 because of departmental cuts and reduced health care and utility expenses. Expenditures in the Safety Services Fund are down \$1,264,472. This reduction in expenditures can be attributed to an increase in the number of safety services grants. All safety services grant activity is located in the Grant Fund. Expenditures in the Water Fund are down \$2,128,530 because of departmental cuts at the Water Repair Department and Water Treatment Plant. Expenditures in the Sewer Fund are down \$1,915,140 partly because of a reduction in contract services with the Street and Engineering Departments.

The City's overall cash balance decreased in the fourth quarter primarily because of annual debt payments. The General Fund finished the year with a negative cash balance of \$1,628,093. This negative amount can be attributed to year end cash advances made to the Safety Services Fund (\$1,994,476) and Grant Fund (\$59,168). These amounts will be repaid in January 2011. The Grant Fund will be reimbursed with federal money in 2011, however the Safety Services Fund will continue to operate with a negative cash balance unless expenditures are significantly cut, or a new revenue source is identified.

**City of Mansfield, Ohio**  
**Statement of Actual and Estimated Revenues**  
**As of December 31, 2010**

	<u>2010 Actual &amp; Estimated Revenue</u>			<u>2009 Actual &amp; Estimated Revenue</u>		
	<u>Estimated Revenue</u>	<u>Actual Y-T-D Revenue</u>	<u>Percent Received</u>	<u>Estimated Revenue</u>	<u>Actual Y-T-D Revenue</u>	<u>Percent Received</u>
<u>General Fund</u>						
General Fund	\$ 11,229,068.00	\$ 11,475,873.96	102.20%	\$ 11,555,912.00	\$ 11,594,069.10	100.33%
<u>Special Revenue Funds</u>						
Street Fund	1,908,931.00	2,003,215.43	104.94%	2,702,164.00	2,663,859.31	98.58%
State Highway Fund	140,626.00	148,031.10	105.27%	151,201.00	149,024.31	98.56%
RCAdvancement Fund	1,111,307.00	1,094,271.14	98.47%	1,042,692.00	1,103,574.66	105.84%
Community Development Fund	2,694,139.99	2,553,598.48	94.78%	2,724,759.45	2,216,179.97	81.33%
Drug Enforcement Fund	5,000.00	3,004.21	60.08%	5,001.00	3,833.87	76.66%
Law Enforcement Fund	96,100.00	48,034.25	49.98%	165,589.00	226,610.72	136.85%
Safety-Services Fund	20,346,371.00	20,441,127.71	100.47%	19,848,133.00	20,109,249.06	101.32%
Permissive Sales Tax Fund	650,000.00	696,181.72	107.10%	904,001.00	896,662.25	99.19%
Industrial Development Fund	293,608.00	264,276.65	90.01%	370,424.00	325,357.07	87.83%
Indigent Drivers Fund	45,000.00	58,718.88	130.49%	35,001.00	50,469.71	144.20%
Court Computerization Fund	56,000.00	69,941.50	124.90%	170,001.00	174,342.31	102.55%
Local Law Enforcement Fund	28,860.00	28,860.00	100.00%	156,618.00	156,661.72	100.03%
Grant Fund	11,719,303.08	8,032,335.94	68.54%	2,619,592.50	1,691,367.68	64.57%
Probation Fund	159,000.00	177,592.31	111.69%	124,601.00	168,460.63	135.20%
Court Costs Fund	655,000.00	741,369.00	113.19%	860,000.00	833,098.59	96.87%
<u>Debt Service Fund</u>						
Debt Service Fund	1,426,630.00	1,569,116.58	109.99%	1,311,665.00	1,335,621.34	101.83%
<u>Capital Improvement Funds</u>						
Street Resurfacing Fund	3,090,097.35	3,090,099.84	100.00%	3,242,858.00	3,083,308.71	95.08%

**City of Mansfield, Ohio**  
**Statement of Actual and Estimated Revenues**  
**As of December 31, 2010**

	<u>2010 Actual &amp; Estimated Revenue</u>			<u>2009 Actual &amp; Estimated Revenue</u>		
	<u>Estimated Revenue</u>	<u>Actual Y-T-D Revenue</u>	<u>Percent Received</u>	<u>Estimated Revenue</u>	<u>Actual Y-T-D Revenue</u>	<u>Percent Received</u>
Issue II Improvements Fund	1,074,012.00	900,816.23	83.87%	680,000.00	425,000.00	62.50%
Section 108/Fire Station Fund	424,929.00	424,929.92	100.00%	2,481,250.00	2,486,281.44	100.20%
WWTP Final Clarification Fund	51,174.00	51,173.05	100.00%	1,049,561.00	1,049,561.00	100.00%
Fixed Asset Acquisition Fund	-	-	-	51,793.00	51,791.96	100.00%
Reid Industrial Park Fund	2,073,565.00	1,265,129.97	61.01%	1,154,547.00	693,938.45	60.10%
<u>Enterprise Funds</u>						
Water Fund	8,250,100.00	8,546,259.16	103.59%	6,600,800.00	6,774,920.30	102.64%
Sewer Fund	7,551,944.00	7,546,909.60	99.93%	7,901,137.00	8,197,287.37	103.75%
Airport Fund	456,182.00	437,495.81	95.90%	448,254.00	442,295.14	98.67%
<u>Internal Service Funds</u>						
Garage Operating Fund	1,365,500.00	1,213,738.77	88.89%	1,411,032.00	1,253,829.69	88.86%
Information Technology Fund	767,033.00	644,056.84	83.97%	400,711.00	378,741.33	94.52%
Utility Collections Fund	2,044,808.00	1,680,471.36	82.18%	1,725,077.00	1,652,543.46	95.80%
Health Insurance Fund	7,315,647.00	7,314,477.76	99.98%	7,154,083.00	7,144,976.63	99.87%
OML Self Insurance Fund	1,500,000.00	1,279,319.84	85.29%	484,657.00	484,169.00	99.90%
Workers Compensation Fund	853,240.00	862,495.25	101.08%	853,932.00	850,921.65	99.65%
Benefit Fund	2,754,658.00	2,560,625.44	92.96%	2,828,699.00	2,757,979.87	97.50%
<u>Trust Funds</u>						
Sub-Division Fees Fund	7,500.00	-	0.00%	23.20	23.20	100.00%
Unclaimed Money Fund	15,000.00	42,500.39	283.34%	-	17,349.62	100.00%
Adopt-A-Park Fund	1,000.00	900.00	90.00%	1,001.00	1,040.00	103.90%
Safety Town Fund	10,344.00	10,550.00	101.99%	11,500.00	10,935.00	95.09%

**City of Mansfield, Ohio**  
**Statement of Actual and Estimated Revenues**  
**As of December 31, 2010**

	<u>2010 Actual &amp; Estimated Revenue</u>			<u>2009 Actual &amp; Estimated Revenue</u>		
	<u>Estimated Revenue</u>	<u>Actual Y-T-D Revenue</u>	<u>Percent Received</u>	<u>Estimated Revenue</u>	<u>Actual Y-T-D Revenue</u>	<u>Percent Received</u>
<u>Agency Funds</u>						
Income Tax Holding Fund	22,700,000.00	22,888,941.52	100.83%	22,700,000.00	22,743,937.80	100.19%
OSP Fines - Law Library Fund	66,500.00	70,718.02	106.34%	60,000.00	61,807.35	103.01%
Sewer/Street Opening Fund	3,500.00	4,080.00	116.57%	3,500.00	4,140.00	118.29%
Building Security Fund	30,000.00	43,654.24	145.51%	30,000.00	79,713.89	265.71%
Transient Occupancy Tax Fund	203,500.00	201,778.36	99.15%	190,001.00	188,369.88	99.14%
Board of Standards Fund	2,186.07	1,707.16	78.09%	6,488.00	1,237.45	19.07%
Utility Deposit Fund	500.00	-	0.00%	500.00	-	0.00%
<b>TOTALS</b>	<u><u>\$ 115,177,863.49</u></u>	<u><u>\$ 110,488,377.39</u></u>	<u><u>95.93%</u></u>	<u><u>\$ 106,218,759.15</u></u>	<u><u>\$ 104,534,542.49</u></u>	<u><u>98.41%</u></u>



**City of Mansfield, Ohio**  
**Statement of Expenditures, Encumbrances & Appropriations**  
**As of December 31, 2010**

	2010 Expenditures, Encumbrances & Appropriations				2009 Expenditures, Encumbrances & Appropriations			
	Appropriations	Actual Y-T-D Expenditures	Outstanding Encumbrances*	Percent Expended/ Encumbered	Appropriations	Actual Y-T-D Expenditures	Outstanding Encumbrances	Percent Expended/ Encumbered
<b>General Fund</b>								
General Fund	\$ 11,433,862.42	\$ 11,038,416.94	\$ -	96.54%	\$ 13,202,715.45	\$ 13,052,031.86	\$ 48,215.42	99.22%
<b>Special Revenue Funds</b>								
Street Fund	2,216,848.16	1,975,255.66	-	89.10%	2,945,696.49	2,577,334.18	93,669.16	90.67%
State Highway Fund	181,460.00	173,176.42	-	95.44%	169,437.00	126,426.42	1,892.00	75.73%
RCAdvancement Fund	1,233,137.76	1,130,321.55	-	91.66%	1,052,865.39	1,006,168.94	1,800.76	95.74%
Community Development Fund	3,014,568.81	2,482,742.29	-	82.36%	2,894,186.60	2,075,748.42	20,788.82	72.44%
Drug Enforcement Fund	37,519.00	5,171.48	-	13.78%	40,880.00	7,194.16	-	17.60%
Law Enforcement Fund	196,090.00	155,566.91	-	79.33%	327,520.00	245,886.63	300.00	75.17%
Safety-Services Fund	18,624,793.82	20,951,771.17	-	112.49%	20,232,051.02	22,216,243.60	45,565.82	110.03%
Permissive Sales Tax Fund	1,339,344.35	270,415.44	-	20.19%	1,635,673.89	924,400.06	97,615.35	62.48%
Industrial Development Fund	484,477.00	206,764.66	-	42.68%	1,059,341.22	827,084.35	-	78.08%
Indigent Drivers Fund	96,930.00	14,035.94	-	14.48%	38,261.00	1,800.00	-	4.70%
Court Computerization Fund	486,717.00	222,844.56	-	45.79%	670,880.90	244,504.72	3,924.00	37.03%
Local Law Enforcement Fund	172,421.00	77,691.86	-	45.06%	247,214.54	104,095.66	4,000.00	43.73%
Grant Fund	12,254,787.24	8,437,417.79	-	68.85%	3,012,676.87	1,587,237.65	44,554.16	54.16%
Probation Fund	225,005.94	186,355.99	-	82.82%	145,992.99	125,272.40	4,001.94	88.55%
Court Costs Fund	951,568.00	577,279.19	-	60.67%	1,177,039.00	1,033,570.92	2,231.00	88.00%
<b>Debt Service Fund</b>								
Debt Service Fund	1,450,588.00	1,450,585.00	-	100.00%	1,311,665.00	1,311,663.18	-	100.00%
<b>Capital Improvement Funds</b>								
Street Resurfacing Fund	3,752,914.52	1,811,125.49	-	48.26%	3,976,412.97	2,875,224.83	230,022.52	78.09%
Issue II Improvements Fund	1,074,012.00	900,816.23	-	83.87%	680,000.00	425,000.00	-	62.50%
Section 108/Fire Station Fund	656,114.11	656,087.74	-	100.00%	2,996,290.27	2,794,813.26	26,291.11	94.15%
WWTP Final Clarification Fund	89,213.00	89,212.49	-	100.00%	1,089,250.00	1,051,211.26	-	96.51%
Fixed Asset Acquisition Fund	763,291.00	763,291.00	-	100.00%	2,002.00	2,001.55	-	99.98%
Reid Industrial Park Fund	1,641,794.00	282,508.39	-	17.21%	872,967.00	872,965.37	-	100.00%
<b>Enterprise Funds</b>								
Water Fund	7,709,781.85	6,054,841.51	-	78.53%	8,949,083.48	8,183,371.57	161,076.85	93.24%
Sewer Fund	11,411,243.93	7,581,888.45	-	66.44%	13,012,344.29	9,497,028.67	1,799,600.93	86.81%

**City of Mansfield, Ohio**  
**Statement of Expenditures, Encumbrances & Appropriations**  
**As of December 31, 2010**

	2010 Expenditures, Encumbrances & Appropriations				2009 Expenditures, Encumbrances & Appropriations			
	Appropriations	Actual Y-T-D Expenditures	Outstanding Encumbrances*	Percent Expended/ Encumbered	Appropriations	Actual Y-T-D Expenditures	Outstanding Encumbrances	Percent Expended/ Encumbered
Airport Fund	453,858.00	435,172.72	-	95.88%	477,772.83	474,137.54	950.00	99.44%
<u>Internal Service Funds</u>								
Garage Operating Fund	1,406,499.74	1,254,284.18	-	89.18%	1,420,921.84	1,237,721.39	38,376.74	89.81%
Information Technology Fund	769,444.87	646,469.07	-	84.02%	457,909.00	438,570.44	2,019.87	96.22%
Utility Collections Fund	2,061,214.38	1,696,878.36	-	82.32%	1,758,032.05	1,669,090.94	15,724.38	95.84%
Health Insurance Fund	7,333,878.80	7,333,878.56	-	100.00%	7,154,083.00	7,125,575.83	19,400.80	99.87%
OML Self Insurance Fund	1,500,000.00	1,279,319.84	-	85.29%	484,657.00	484,169.00	-	99.90%
Workers Compensation Fund	812,243.00	787,242.01	-	96.92%	875,756.00	875,754.90	-	100.00%
Benefit Fund	2,751,331.00	2,560,625.44	-	93.07%	2,828,399.27	2,757,979.87	-	97.51%
<u>Trust Funds</u>								
Sub-Division Fees Fund	45,793.00	-	-	0.00%	5,943.00	172.80	-	2.91%
Unclaimed Money Fund	73,615.00	6,838.45	-	9.29%	44,316.00	3,050.00	-	6.88%
Adopt-A-Park Fund	5,158.00	770.78	-	14.94%	4,769.00	650.00	-	13.63%
Safety Town Fund	14,288.00	10,089.60	-	70.62%	15,543.00	13,366.97	-	86.00%
<u>Agency Funds</u>								
Income Tax Holding Fund	22,743,937.00	22,737,813.58	-	99.97%	22,700,000.00	22,700,000.00	-	100.00%
OSP Fines - Law Library Fund	70,522.00	69,840.07	-	99.03%	60,000.00	57,785.15	-	96.31%
Sewer/Street Opening Fund	21,867.00	1,760.00	-	8.05%	21,042.00	3,315.00	-	15.75%
Building Security Fund	92,865.00	51,129.32	-	55.06%	90,902.00	77,750.61	-	85.53%
Transient Occupancy Tax Fund	215,992.71	214,271.07	-	99.20%	201,592.00	187,470.01	12,492.71	99.19%
Board of Standards Fund	2,669.84	1,724.45	-	64.59%	6,973.00	1,238.21	170.84	20.21%
Utility Deposit Fund	1,350.00	200.00	-	14.81%	1,550.00	200.00	-	12.90%
<b>TOTALS</b>	<b>\$ 121,875,010.25</b>	<b>\$ 106,583,891.65</b>	<b>\$ -</b>	<b>87.45%</b>	<b>\$ 120,352,608.36</b>	<b>\$ 111,276,278.32</b>	<b>\$ 2,674,685.18</b>	<b>94.68%</b>

\* All purchase orders were closed at year end due to the City's software conversion.

City of Mansfield, Ohio  
Cash Balances by Fund  
As of December 31, 2010

Fund	Cash Balance October 31, 2010	Cash Balance November 30, 2010	Cash Balance December 31, 2010
<u>General Fund</u>			
General Fund (101)	\$ 1,351,242.15	\$ 1,080,209.77	\$ (1,628,093.39)
<u>Special Revenue Funds</u>			
Street Fund (202)	257,358.28	328,516.67	358,017.97
State Highway Fund (203)	104,583.13	73,504.79	15,689.25
RCAdvancement Fund (205)	101,191.54	56,580.84	85,780.72
Community Development Fund (207)	292,681.45	439,217.92	392,215.53
Drug Enforcement Fund (210)	32,302.88	32,510.88	30,352.40
Law Enforcement Fund (211)	98,651.65	95,442.33	74,554.47
Safety-Services Fund (214)	(1,365,498.95)	(1,332,548.54)	-
Permissive Sales Tax Fund (215)	1,119,594.90	1,133,399.28	1,129,702.00
Industrial Development Fund (216)	230,194.17	258,739.74	248,383.63
Indigent Drivers Fund (217)	84,648.86	100,397.82	96,613.21
Court Computerization Fund (219)	311,044.11	293,925.40	277,814.24
Local Law Enforcement Fund (222)	120,041.39	96,490.03	56,587.89
Grant Fund (224)	765,504.73	501,650.08	-
Probation Fund (225)	80,559.06	83,924.85	57,242.39
Court Costs Fund (226)	412,754.80	441,437.82	460,658.01
<u>Debt Service Fund</u>			
Debt Service Fund (301)	996,460.51	13,968.01	201,045.85
<u>Capital Improvement Funds</u>			
Street Resurfacing Fund (404)	2,595,931.20	2,164,611.48	2,266,029.15
Issue II Improvements Fund (409)	-	-	-
Section 108/Fire Station Fund (411)	227,257.22	227,177.31	-
WWTP Final Clarification Fund (413)	-	-	-
Fixed Asset Acquisition Fund (414)	-	-	-
Reid Industrial Park Fund (417)	550,851.51	550,851.51	550,851.51
<u>Enterprise Funds</u>			
Water Fund (502)	3,383,542.05	3,761,561.50	3,854,351.03
Sewer Fund (503)	7,197,668.22	7,090,386.96	6,983,838.47
Airport Fund (504)	50.00	50.00	50.00
<u>Internal Service Funds</u>			
Garage Operating Fund (601)	-	-	-
Information Technology Fund (602)	-	-	-
Utility Collections Fund (603)	150.00	150.01	250.00
Health Insurance Fund (606)	-	-	-
OML Self Insurance Fund (607)	(14,138.33)	(25,135.33)	-
Workers Compensation Fund (608)	70,471.20	75,868.96	99,202.84
Benefit Fund (609)	-	-	-

City of Mansfield, Ohio  
Cash Balances by Fund  
As of December 31, 2010

Fund	Cash Balance October 31, 2010	Cash Balance November 30, 2010	Cash Balance December 31, 2010
<u>Trust Funds</u>			
Sub-Division Fees Fund (702)	38,293.43	38,293.43	38,293.43
Unclaimed Money Fund (703)	94,934.69	94,927.87	95,624.54
Adopt-A-Park Fund (707)	4,287.91	4,287.91	4,287.91
Safety Town Fund (708)	1,029.44	1,882.07	4,405.07
Shade-Tree Commission Fund (710)	7.40	7.40	7.40
<u>Agency Funds</u>			
Income Tax Holding Fund (801)	-	-	195,065.74
OSP Fines - Law Library Fund (802)	-	-	4,900.15
Sewer/Street Opening Fund (803)	20,687.21	20,687.21	20,687.21
Building Security Fund (805)	35,488.44	50,257.22	55,390.56
Transient Occupancy Tax Fund (808)	434.46	-	-
U.S. Savings Bonds (809)	102.50	102.50	-
Board of Standards Fund (811)	522.45	519.83	467.48
Utility Deposit Fund (812)	200.00	200.00	-
TOTAL FOR ALL LISTED FUNDS	<u>\$ 19,201,085.66</u>	<u>\$ 17,754,055.53</u>	<u>\$ 16,030,266.66</u>

**CITY OF MANSFIELD, OHIO  
2010 BUDGET ADJUSTMENTS  
ORDINANCE #10-172**

<u>DATE</u>	<u>DEPARTMENT</u>	<u>ACCOUNT</u>	<u>INCREASE AMOUNT</u>	<u>DECREASE AMOUNT</u>
<b><u>General Fund (101)</u></b>				
8/6/2010	Law Director	101-006-651.25-41 Supplies		500.00
8/6/2010	Law Director	101-006-651.24-29 Codified Ordinances	500.00	
8/6/2010	Finance Director	101-007-681.11-11 Salaries		5,000.00
8/6/2010	Finance Director	101-007-681.15-29 Contracts/Services	5,000.00	
8/16/2010	Finance Director	101-008-685.18-51 County Auditor/Treasurer Fees		15,840.00
8/16/2010	Finance Director	101-008-685.18-50 County Auditor Election Fees	15,840.00	
8/16/2010	Service-Safety Director	101-010-631.13-22 Training/Travel		2,000.00
8/16/2010	Human Resources	101-011-631.13-23 Training/Travel	2,000.00	
11/3/2010	Service-Safety Director	101-010-631.13-22 Training/Travel		1,500.00
11/3/2010	Service-Safety Director	101-010-631.25-41 Supplies	1,500.00	
8/23/2010	Maintenance	101-017-632.21-30 Improvements		20,000.00
8/23/2010	Maintenance	101-017-632.16-25 Contracts	20,000.00	
8/30/2010	Municipal Court	101-003-671.13-22 Training/Travel		369.13
8/30/2010	Municipal Court	101-003-581.40-04 Transfer to Community Corrections	369.13	
9/9/2010	Human Resources	101-011-631.25-41 Supplies		800.00
9/9/2010	Human Resources	101-011-631.13-23 Training	800.00	
9/9/2010	Municipal Court	101-003-671.11-11 Salaries		32,756.00
9/9/2010	Municipal Court	101-003-671.12-09 Longevity		700.00
9/9/2010	General Government	101-034-581.40-94 Benefits		4,657.00
9/9/2010	General Government	101-034-581.40-72 Health		14,916.00
9/9/2010	Municipal Court	101-003-581.40-04 Transfer to Grant Fund	27,286.00	
9/9/2010	General Government	101-034-691.27-33 Street Lighting	25,743.00	
9/22/2010	Mayor	101-009-631.13-22 Training		240.00
9/22/2010	Engineering	101-012-561.13-22 Training	240.00	
10/05/10	Codes & Permits	101-013-562.71.69 Demo & Nuisance		1,062.00
10/05/10	Codes & Permits	101-013-562.16.28 Contracts/Services	1,062.00	
10/05/10	Income Tax	101-019-641.25-41 Supplies		800.00
10/05/10	Income Tax	101-019-641.17-34 Rentals & Leases	800.00	
10/12/2010	Law Director	101-006-651.11-11 Salaries		103.00
10/12/2010	Law Director	101-006-581.38-07 Transfer to Grant Fund-Crime Victims	103.00	
10/12/2010	Law Director	101-006-651.11-11 Salaries		14,301.00
10/12/2010	Law Director	101-006-651.12-09 Longevity		1,900.00
10/12/2010	Law Director	101-034-581.40-94 Transfer to Benefit Fund		2,559.00
10/12/2010	Law Director	101-034-581.40-72 Transfer to Health Insurance		6,102.00
10/12/2010	Law Director	101-006-581.38-07 Transfer to Grant Fund-Crime Victims	12,795.00	
10/12/2010	General Government	101-034-691.27-33 Street Lighting	12,067.00	
10/13/2010	Clerk of Court	101-004-671.11-11 Salaries		13,500.00
10/13/2010	Clerk of Court	101-004-671.16.28 Contracts/Services	3,500.00	
10/13/2010	Clerk of Court	101-004-671.25-41 Supplies	10,000.00	
10/19/2010	Clerk of Court	101-004-671.16-28 Contracts/Services		300.00
10/19/2010	Clerk of Court	101-004-671.25-41 Supplies	300.00	
10/20/2010	Maintenance	101-017-632.21-30 Improvements		10,000.00
10/20/2010	Maintenance	101-017-632.25-41 Supplies	10,000.00	
11/12/2010	Codes & Permits	101-013-562.71-69 Demo & Nuisance		800.00
11/12/2010	Codes & Permits	101-013-562.16-28 Contracts/Services	800.00	
11/22/2010	Engineering	101-012-561.11-11 Salaries		534.00
11/22/2010	Engineering	101-012-561.12-09 Longevity	534.00	
11/23/2010	Law Director	101-006-651.30-07 Claims Against the City		634.00
11/23/2010	Law Director	101-006-651.12-09 Longevity	634.00	

**CITY OF MANSFIELD, OHIO  
2010 BUDGET ADJUSTMENTS  
ORDINANCE #10-172**

<u>DATE</u>	<u>DEPARTMENT</u>	<u>ACCOUNT</u>	<u>INCREASE AMOUNT</u>	<u>DECREASE AMOUNT</u>
11/23/2010	Municipal Court	101-003-671.25-41 Supplies		117.00
11/23/2010	Municipal Court	101-003-671.12-09 Longevity	117.00	
11/23/2010	Maintenance	101-017-632.11-11 Salaries		1,000.00
11/23/2010	Maintenance	101-017-632.12-09 Longevity	1,000.00	
12/10/2010	City Council	101-002-651.30-48 Legal Ad		100.00
12/10/2010	City Council	101-002-651.25-41 Supplies	100.00	
12/10/2010	Municipal Court	101-003-671.13-22 Training		552.00
12/10/2010	Municipal Court	101-003-671.17.34 Rentals and Leases	552.00	
12/16/2010	Municipal Court	101-003-581.40-04 Transfer to Community Corrections		3,920.03
12/16/2010	Municipal Court	101-003-581.40-05 Transfer to Byrne Grant	3,920.03	
<b>Total General Fund</b>			<u>157,562.16</u>	<u>157,562.16</u>
 <b><u>Street Fund (202)</u></b>				
8/24/2010	Streets	202-053-613.25-44 Materials		10,000.00
8/24/2010	Streets	202-053-613.16-28 Contracts/Services	10,000.00	
9/7/2010	Streets	202-053-613.27-33 Utilities		3,000.00
9/7/2010	Streets	202-053-691.30-055 Unemployment	3,000.00	
11/29/2010	Streets	202-053-613.11-11 Salaries		3,409.00
11/29/2010	Streets	202-053-613.12-09 Longevity	3,409.00	
12/20/2010	Streets	202-053-613.27-33 Utilities		15,000.00
12/20/2010	Streets	202-053-581.40-94 Benefits	15,000.00	
<b>Total Street Fund</b>			<u>31,409.00</u>	<u>31,409.00</u>
 <b><u>Street Highway (203)</u></b>				
11/12/2010	Street Highway	203-053-613.25-44 Highway Material		79,038.00
11/12/2010	Street Highway	203-053-613.11-11 Salaries	79,038.00	
<b>Total Street Highway Fund</b>			<u>79,038.00</u>	<u>79,038.00</u>
 <b><u>Regional Community Advancement (205)</u></b>				
8/28/2010	Rupp Afterschool	205-062-772.16-28 Contracts		2,867.00
8/28/2010	Rupp Afterschool	205-062-772.11-11 Salaries	2,867.00	
8/28/2010	Rupp Afterschool	205-062-772.25-41 Supplies		13,710.25
8/28/2010	Rupp Afterschool	205-062-772.11-11 Salaries	11,853.00	
8/28/2010	Rupp Afterschool	205-062-772.40-16 Workers' Comp	1,316.00	
8/28/2010	Rupp Afterschool	205-062-772.40-94 Benefits	541.25	
8/28/2010	Kinship	205-062-665.39-22 Training/Travel		264.00
8/28/2010	Kinship	205-062-665.38-41 Supplies	264.00	
10/13/2010	Kinship	205-062-665.11-11 Salaries		10,420.00
10/13/2010	Kinship	205-062-665.38-41 Supplies	10,000.00	
10/13/2010	Kinship	205-062-665.12-09 Longevity	420.00	
10/18/2010	Kinship	205-062-665.38.41 Supplies		10,000.00
10/18/2010	Kinship	205-062-665.16-28 Contracts/Services	10,000.00	
11/12/2010	Administrative	205-062-770.30-55 Unemployment		3,591.98
11/12/2010	Administrative	205-062-770.30-55 Unemployment		1,803.93
11/12/2010	Administrative	205-062-770.27-33 Utilities		9,660.32
11/12/2010	HMG Family Support	205-062-662.39-78 Admin	3,591.98	
11/12/2010	Richland Co. Youth & Family	205-062-668.39-78 Admin	1,803.93	
11/12/2010	MCS Attendance	205-062-664.39-78 Admin	9,660.32	

**CITY OF MANSFIELD, OHIO  
2010 BUDGET ADJUSTMENTS  
ORDINANCE #10-172**

<u>DATE</u>	<u>DEPARTMENT</u>	<u>ACCOUNT</u>	<u>INCREASE AMOUNT</u>	<u>DECREASE AMOUNT</u>
11/29/2010	Administrative	205-062-770.27-33 Utilites		3,060.58
11/29/2010	Administrative	205-062-770.30-55 Unemployment		207.93
11/29/2010	Administrative	205-062-770.27-33 Utilites		1,016.39
11/29/2010	Administrative	205-062-770.11-11 Salaries		0.36
11/29/2010	HMG Service Coord	205-062-661.39-78 Admin	3,060.58	
11/29/2010	HMG Family Support	205-062-662.39-78 Admin	207.93	
11/29/2010	Mansfield Conversion Schools	205-062-667.39-78 Admin	1,016.39	
11/29/2010	MCS TANF	205-062-771.39-78 Admin	0.36	
11/30/2010	Rupp Afterschool	205-062-772.39-78 Admin		1,286.00
11/30/2010	Rupp Afterschool	205-062-772.40-94 Benefits	1,286.00	
12/20/2010	Rupp Afterschool	205-062-772.11-11 Salaries		110.00
12/20/2010	Rupp Afterschool	205-062-772.40-94 Benefits	110.00	
<b>Total Regional Community Advancement Fund</b>			<b>57,998.74</b>	<b>57,998.74</b>
 <b><u>Community Development (207)</u></b>				
10/18/2010	Community Development Admin	207-065-565.21-30 Improvements		5,000.00
10/18/2010	Community Development Admin	207-065-565.11-11 Salaries	3,000.00	
10/18/2010	Community Development Admin	207-065-565.13-22 Training/Travel	2,000.00	
11/3/2010	Community Development Projects	207-066-565.66-69 Program Income		34,782.00
11/3/2010	Community Development Admin	207-065-565.11-11 Salaries	22,000.00	
11/3/2010	Community Development Admin	207-065-565.12-09 Longevity	2,300.00	
11/3/2010	Community Development Admin	207-065-692.12-08 Medicare	300.00	
11/3/2010	Community Development Admin	207-065-692.12-10 PERS Pickup	2,000.00	
11/3/2010	Community Development Admin	207-065-692.12-12 City PERS	3,000.00	
11/3/2010	Community Development Admin	207-065-692.12-13 Health Insurance	5,132.00	
11/3/2010	Community Development Admin	207-065-692.12-14 Life Insurance	50.00	
11/10/2010	Community Development Projects	207-066-565.94-69 First Time Homebuyers		50,000.00
11/10/2010	Community Development Projects	207-066-565.94-69 Community Services	50,000.00	
12/9/2010	Community Development Projects	207-066-565.57-69 First Time Homebuyers		12,186.50
12/9/2010	Community Development Projects	207-066-565.63.69 Sidewalk	12,186.50	
12/15/2010	Community Development Projects	207-066-565.53-69 Home Rehab		393.00
12/15/2010	Community Development Admin	207-065-692.12-12 PERS	293.00	
12/15/2010	Community Development Admin	207-065-692.12-08 Medicare	100.00	
12/16/2010	Community Development Projects	207-066-565.53-69 Home Rehab		393.00
12/16/2010	Community Development Admin	207-065-692.12-12 City Share PERS	293.00	
12/16/2010	Community Development Admin	207-065-692.12-08 Medicare	100.00	
<b>Total Community Development Fund</b>			<b>102,754.50</b>	<b>102,754.50</b>
 <b><u>Law Enforcement Fund (211)</u></b>				
11/24/2010	Law Enforcement Fund	211-020-511.30-69 METRICH State Covert		25,000.00
11/24/2010	Law Enforcement Fund	211-015-511.30-69 MPD State Covert	25,000.00	
<b>Total Law Enforcement Fund</b>			<b>25,000.00</b>	<b>25,000.00</b>
 <b><u>Safety Services Fund (214)</u></b>				
8/6/2010	General Expenditures	214-034-691.30-55 Unemployment		2,000.00
8/6/2010	General Expenditures	214-034-691.30-05 Transport Fee Refunds	2,000.00	
8/16/2010	Fire Department	214-016-522.49-69 EMS Equipment/Supplies		60,000.00
8/16/2010	Fire Department	214-016-522.16-28 Contracts/Services	60,000.00	
8/31/2010	Crime Lab	214-026-511.11-11 Crime Lab Salaries		282.07
8/31/2010	Crime Lab	214-026-581.40-53 Transfer to FY08 Backlog	282.07	
10/29/2010	General Expenditures	214-034-691.30-55 Unemployment		1,001.00
10/29/2010	Police	214-015-692.12-17 Uniform Allowance	917.00	
10/29/2010	Fire	214-016-692.12-17 Uniform Allowance	84.00	

**CITY OF MANSFIELD, OHIO  
2010 BUDGET ADJUSTMENTS  
ORDINANCE #10-172**

<u>DATE</u>	<u>DEPARTMENT</u>	<u>ACCOUNT</u>	<u>INCREASE AMOUNT</u>	<u>DECREASE AMOUNT</u>
11/18/2010	Police Lab	214-026-511.11-11 Salaries		7,000.00
11/18/2010	Police Parking	214-025-611.11-11 Salaries	7,000.00	
11/23/2010	Fire	214-016-522.49-69 EMS Equip/Supplies		843.00
11/23/2010	Fire	214-016-521.12-09 Longevity	843.00	
11/23/2010	Communications	214-024-511.25-41 Supplies		209.00
11/23/2010	Communications	214-024-511.12-09 Longevity	209.00	
12/1/2010	Safety Services Fund Expenditures	214-034-691.30-55 Unemployment		1,400.00
12/1/2010	Police	214-015-692.12-18 Education Reimbursement	1,400.00	
12/2/2010	Fire	214-016-521.16-28 Contract Services		121.25
12/2/2010	Police	214-015-511.16.28 Contract Services	121.25	
12/7/2010	Safety Services Fund Expenditures	214-034-691.30-55 Uemployment		7,468.00
12/7/2010	Fire	214-016-521.12-19 Pension	7,468.00	
12/20/2010	Crime Lab	214-026-511.25-41 Supplies		200.00
12/20/2010	Crime Lab	214-026-511.12-09 Longevity	200.00	
12/27/2010	Police	214-015-511.11-11 Salaries		26,472.00
12/27/2010	Police	214-015-581.40-14 Transfer to Grant (Family Violence)	26,472.00	
12/29/2010	Police	214-015-511.12-09 Longevity		1,456.00
12/29/2010	Police	214-015-511.12-10 Accrued Liability		300.48
12/29/2010	Police	214-015-511.12-19 City Share Pension		88,089.71
12/29/2010	Police	214-015-511.12-20 City Share Pickup 7%		38,125.69
12/29/2010	Police	214-015-511.13-21 Canine Purchases		1,911.36
12/29/2010	Police	214-015-511.13-22 Training		8,605.24
12/29/2010	Police	214-015-511.16-28 Contract Services		33,853.72
12/29/2010	Police	214-015-511.20-11 STEP Fines/Overtime		3,687.19
12/29/2010	Police	214-015-511.20-48 STEP Fines/Equipment		167,528.32
12/29/2010	Police	214-015-511.25-41 Supplies		25,963.55
12/29/2010	Police	214-015-511.30-48 Equipment		4,998.47
12/29/2010	Police	214-015-511.30-68 Covert Operations		2,000.00
12/29/2010	Police	214-015-512.30-60 DARE		3,452.40
12/29/2010	Police	214-015-512.30-69 Crime Prevention		2,438.00
12/29/2010	Police	214-015-512.30-70 Joint Policing		2,500.00
12/29/2010	Police	214-015-518.43-69 Volunteer Program		2,000.00
12/29/2010	Police	214-015-581.40-13 Transfer Grant Fund (Police Retention)		49,589.41
12/29/2010	Police	214-015-581.40-15 Transfer Grant Fund (METRICH Ret)		4,257.00
12/29/2010	Police	214-015-691.30-27 Prisoner Medical		1,603.30
12/29/2010	Police	214-015-691.79-30 PAL Operations		4,502.35
12/29/2010	Police	214-015-692.12-18 Educational Reimb		2,230.75
12/29/2010	Police	214-015-511.11-11 Police Salaries	449,092.94	
12/29/2010	Fire	214-016-521.12-10 Accrued Liability		0.58
12/29/2010	Fire	214-016-521.12-19 City Share Pension		0.47
12/29/2010	Fire	214-016-521.13-22 Training		27,129.58
12/29/2010	Fire	214-016-521.16-28 Contract Services		28,788.14
12/29/2010	Fire	214-016-521.25-41 Supplies		54,823.48
12/29/2010	Fire	214-016-521.27-33 Utilities		2,723.38
12/29/2010	Fire	214-016-521.28-23 Prevention Education		250.00
12/29/2010	Fire	214-016-521.30-48 Equipment		9,282.09
12/29/2010	Fire	214-016-522.49-69 EMS Supplies		45,983.72
12/29/2010	Fire	214-016-692.12-15 Uniform Repair		761.87
12/29/2010	Fire	214-016-692.12-18 Educational Reimb		3,837.00
12/29/2010	Fire	214-016-521.11-11 Fire Salaries	173,580.31	
		<b>Total Safety Services Fund</b>	<u>729,669.57</u>	<u>729,669.57</u>
 <b><u>Court Computerization Fund (219)</u></b>				
9/7/2010	Court Computerization	219-003-671.30-69 Contracts/Services		1,784.00
9/7/2010	Court Computerization	219-003-671.11-11 Salaries	1,784.00	
		<b>Total Court Computerization Fund</b>	<u>1,784.00</u>	<u>1,784.00</u>



**CITY OF MANSFIELD, OHIO  
2010 BUDGET ADJUSTMENTS  
ORDINANCE #10-172**

<u>DATE</u>	<u>DEPARTMENT</u>	<u>ACCOUNT</u>	<u>INCREASE AMOUNT</u>	<u>DECREASE AMOUNT</u>
<b><u>Grant Fund (224)</u></b>				
8/10/2010	Crime Lab	224-026-529.11-11 DNA Backlog FY09 Salaries		16,000.00
8/10/2010	Crime Lab	224-026-529.30-48 DNA Backlog FY09 Improvements	16,000.00	
8/17/2010	Muni-Court Grant	224-003-671.11-11 Comm. Correction Salaries		8.59
8/17/2010	Muni-Court Grant	224-003-671.40-16 Transfer to Workers' Comp		300.31
8/17/2010	Engineering	224-012-615.21-30 FAA Improvement		369.30
8/17/2010	Muni-Court Grant	224-003-671.40-94 Transfer to Benefits	678.20	
8/31/2010	Crime Lab	224-026-528.40-94 Transfer to Benefits		333.16
8/31/2010	Crime Lab	224-026-528.40-72 Transfer to Health Ins		170.35
8/31/2010	Crime Lab	224-026-528.40-16 Transfer to Workers Comp	354.39	
8/31/2010	Crime Lab	224-026-528.11-11 Personnel DNA Backlog FY08	149.12	
8/31/2010	Crime Lab	224-026-520.11-11 Personnel Byrne Crime Lab		785.51
8/31/2010	Crime Lab	224-026-528.11-11 Personnel DNA Backlog FY08	785.51	
9/2/2010	Crime Lab	224-026-510.13-22 Coverdell Training/Travel		92.00
9/2/2010	Crime Lab	224-026-510.11-11 Coverdell Salary OT	92.00	
9/30/2010	Police	224-015-519.12-17 Family ViolenceUniform Allowance		250.00
9/30/2010	Police	224-015-519.11-11 Family Violence Salaries		3,508.93
9/30/2010	Police	224-015-519.12-19 Family Violence OP&F Employer	3,346.81	
9/30/2010	Police	224-015-519.12-20 Family Violence 7% Pickup	412.12	
10/5/2010	Crime Lab	224-026-520.11-11 Personnel Byrne Crime Lab		6,000.00
10/5/2010	Crime Lab	224-026-520.25-41 Supplies Byrne Crime Lab	6,000.00	
10/22/2010	Police	224-015-513.11-11 Drug Prevention Salaries		0.48
10/22/2010	Engineering	224-012-551.21-30 North Lake Park Project	0.48	
10/22/2010	Police	224-015-513.11-11 Drug Prevention Salaries		1,500.00
10/22/2010	Police	224-015-511.37-60 NFL Youth Football	1,500.00	
10/22/2010	Police	224-015-513.11-11 Drug Prevention Salaries		250.00
10/22/2010	Police	224-015-511.25-41 PAL Supplies	250.00	
11/15/2010	METRICH	224-015-513.13-22 DLEF Training		6,000.00
11/15/2010	METRICH	224-015-513.17-34 DLEF Rentals/Leases		54,700.00
11/15/2010	METRICH	224-015-513.30-68 DLEF Contract Services		17,250.00
11/15/2010	METRICH	224-015-513.21-30 DLEF Improvements	43,700.00	
11/15/2010	METRICH	224-015-513.30-48 DLEF Equipment	34,250.00	
11/15/2010	Crime Lab	224-026-520.11-11 Byrne Salaries		200.00
11/15/2010	Crime Lab	224-026-520.12-09 Byrne Longevity	200.00	
11/23/2010	Police	224-015-518.11-11 Retention Salaries		2,134.00
11/23/2010	Police	224-015-518.12-09 Retention Longevity	2,134.00	
12/14/2010	Crime Lab	224-026-520.11-11 Byrne Salaries		1,432.01
12/14/2010	Crime Lab	224-026-520.12-09 Byrne Supplies	1,432.01	
12/14/2010	Police	224-015-519.16-28 Family Violence Contract Services		1,891.00
12/14/2010	Police	224-015-519.13-22 Family Violence Training	1,891.00	
12/14/2010	METRICH	224-020-513.21-30 DLEF Improvements		40,779.16
12/14/2010	METRICH	224-020-513.25-41 DLEF Supplies		2,300.00
12/14/2010	METRICH	224-020-513.30-68 DLEF Contract Services		1,500.00
12/14/2010	METRICH	224-020-513.13-22 DLEF Training	1,981.52	
12/14/2010	METRICH	224-020-513.17-34 DLEF Rentals/Leases	5,967.57	
12/14/2010	METRICH	224-020-513.30-48 DLEF Equipment	36,630.07	
12/14/2010	METRICH	224-020-513.21-30 DLEF Improvements		7,146.84
12/14/2010	METRICH	224-020-513.30-48 DLEF Equipment	7,146.84	
12/14/2010	METRICH	224-020-511.30-69 Confidential Funds		16,465.00
12/14/2010	METRICH	224-020-511.17-34 Rentals/Leases	16,465.00	

**CITY OF MANSFIELD, OHIO  
2010 BUDGET ADJUSTMENTS  
ORDINANCE #10-172**

<u>DATE</u>	<u>DEPARTMENT</u>	<u>ACCOUNT</u>	<u>INCREASE AMOUNT</u>	<u>DECREASE AMOUNT</u>
12/22/2010	Police	224-015-525.13-22 SMART Training		0.38
12/22/2010	Police	224-015-525.30-48 SMART Equipment	0.38	
12/27/2010	Police	224-015-519.16-28 Family Violence Contract Services		15,775.35
12/27/2010	Police	224-015-519.11-11 Family Violence Salaries	12,900.89	
12/27/2010	Police	224-015-519.40-72 Family Violence Health Insurance	2,781.23	
12/27/2010	Police	224-015-519.40-94 Family Violence Benefits	93.23	
12/27/2010	Engineering	224-012-615.21-30 FAA Improvements		1.00
12/27/2010	Municipal Court	224-012-520.11-11 Byrne Grant Salaries	1.00	
12/27/2010	Crime Lab	224-026-510.11-11 Coverdell Salaries		531.44
12/27/2010	Crime Lab	224-026-510.13-22 Coverdell Training		558.84
12/27/2010	Crime Lab	224-026-520.13-22 Byrne Training		0.86
12/27/2010	Crime Lab	224-026-510.40-94 Coverdell Benefits	1,091.14	
12/27/2010	METRICH	224-020-513.17-34 DLEF Rental/Leases		6,000.00
12/27/2010	METRICH	224-020-513.21-30 DLEF Improvements	6,000.00	
12/27/2010	Engineering	224-012-615.21-30 FAA Improvements		31.00
12/27/2010	Municipal Court	224-003-520.40-94 Transfer to Benefit Fund (byrne)	22.00	
12/27/2010	Municipal Court	224-003-671.40-94 Transfer to Benefit Fund (comm corr)	9.00	
<b>Total Grant Fund</b>			<u>204,265.51</u>	<u>204,265.51</u>
 <b><u>Probation Fund (225)</u></b>				
11/23/2010	Probation	225-003-671.19-69 Probation Services/Miscellaneous		3,978.26
11/23/2010	Probation	225-003-671.38-80 House Arrest	3,978.26	
12/8/2010	Probation	225-003-671.19-69 Probation Services/Miscellaneous		3,544.00
12/8/2010	Probation	225-003-671.38-80 House Arrest	3,544.00	
<b>Total Court Costs Fund</b>			<u>7,522.26</u>	<u>7,522.26</u>
 <b><u>Court Costs Fund (226)</u></b>				
9/7/2010	Court Costs	226-003-671.25-41 Supplies		1,862.00
9/7/2010	Court Costs	226-003-671.11-11 Salaries	1,862.00	
9/22/2010	Court Costs	226-003-671.21-30 Court Security Construction		11,976.49
9/22/2010	Court Costs	226-003-671.40-86 Transfer to Debt Service	11,976.49	
11/29/2010	Court Costs-Special General	226-074-671.11-11 Salaries		483.00
11/29/2010	Court Costs-Special General	226-074-671.40-16 Workers Comp	483.00	
<b>Total Court Costs Fund</b>			<u>14,321.49</u>	<u>14,321.49</u>
 <b><u>Section 108 Fund (411)</u></b>				
12/27/2010	Mayor	411-009-561.21-30 Improvements		8,748.00
12/27/2010	Mayor	411-009-561.21-31 Fire Station Building		83,211.68
12/27/2010	Mayor	411-009-561.21-69 Legal / Miscellaneous		24.91
12/27/2010	Mayor	411-009-561.30-48 Fire Trucks / Equipment		1,462.02
12/27/2010	Mayor	411-009-621.40-86 Transfer to Debt Service	93,446.61	
<b>Total Section 108 Fund</b>			<u>93,446.61</u>	<u>93,446.61</u>
 <b><u>Water Operating Fund (502)</u></b>				
9/22/2010	General Government	502-040-691.30-55 Unemployment		1,000.00
9/22/2010	General Government	502-040-592.30-05 Refunds	1,000.00	
10/06/10	Water Repair	502-039-592.25-41 Supplies		2,240.00
10/06/10	Water Repair	502-039-592.16-28 Contracts/Services	2,240.00	

**CITY OF MANSFIELD, OHIO  
2010 BUDGET ADJUSTMENTS  
ORDINANCE #10-172**

<u>DATE</u>	<u>DEPARTMENT</u>	<u>ACCOUNT</u>	<u>INCREASE AMOUNT</u>	<u>DECREASE AMOUNT</u>
11/15/2010	General Government	502-040-592.21-30 Water Improvements		2,674.00
11/15/2010	General Government	502-040-692.35-02 OWDA Miller Park Loan Interest	2,674.00	
11/12/2010	Water Treatment	502-038-592.11-11 Salaries		1,300.00
11/12/2010	Water Treatment	503-038-592.12-09 Longevity	1,300.00	
11/22/2010	Water Treatment	502-038-592.27-33 Utilities		25,000.00
11/22/2010	Water Treatment	502-038-592.25-41 Supplies		15,000.00
11/22/2010	Water Treatment	502-038-592.16-28 Contract Services	40,000.00	
12/14/2010	General Government	502-040-691.30-55 Unemployment		1,475.00
12/14/2010	General Government	502-040-592.30-05 Refunds	1,475.00	
12/20/2010	General Government	502-040-691.30-55 Unemployment		50.00
12/20/2010	General Government	502-040-592.30-05 Refunds	50.00	
<b>Total Water Operating Fund</b>			<b>48,739.00</b>	<b>48,739.00</b>
 <b><u>Sewer Operating Fund (503)</u></b>				
9/20/2010	Sewer Repair	503-044-593.25-41 Supplies		6,000.00
9/20/2010	Sewer Repair	503-044-593.16-28 Contracts/Services	6,000.00	
11/12/2010	Waste Water Treatment	503-043-593.21-30 Improvements		100,000.00
11/12/2010	Waste Water Treatment	503-043-593.11-11 Salaries	97,400.00	
11/12/2010	Waste Water Treatment	503-043-593.12-09 Longevity	2,600.00	
11/15/2010	General Government	503-046-593.21-30 Sewer Other Improvements		6,207.00
11/15/2010	General Government	503-046-692.35-02 OWDA Miller Park Loan Interest	6,207.00	
11/23/2010	General Government	503-046-691.30-55 Unemployment		10,639.00
11/23/2010	General Government	503-046-593.30-06 Easements & Taxes	10,639.00	
<b>Total Sewer Operating Fund</b>			<b>122,846.00</b>	<b>122,846.00</b>
 <b><u>Airport Fund (504)</u></b>				
11/10/2010	Aiport	504-048-615.21-30 Improvements		2,000.00
11/10/2010	Aiport	504-048-615.16-28 Contracts/Services	2,000.00	
11/12/2010	Airport	504-048-691.30-55 Unemployment		3,466.00
11/12/2010	Airport	504-048-615.11-11 Salaries	3,466.00	
11/12/2010	Airport	504-048-615.21-30 Improvements		16,000.00
11/12/2010	Airport	504-048-615.30-48 Equipment	16,000.00	
12/27/2010	Airport	504-048-615.21-30 Improvements		70.00
12/27/2010	Airport	504-048-581.40-94 Transfer to Benefit Fund	70.00	
<b>Total Airport Fund</b>			<b>21,536.00</b>	<b>21,536.00</b>
 <b><u>Repair Garage Fund (601)</u></b>				
12/10/2010	Repair Garage	601-050-632.11-11 Salaries		1,500.00
12/10/2010	Repair Garage	601-050-632.30-48 Equipment	1,500.00	
<b>Total Repair Garage Fund</b>			<b>1,500.00</b>	<b>1,500.00</b>
 <b><u>Management Information System Fund (602)</u></b>				
12/7/2010	IT	602-051-631.17-34 Rentals & Leases		10,000.00
12/7/2010	IT	602-054-631.30-48 Equipment	6,750.00	
12/7/2010	IT	602-054-631.16-28 Contract Services	3,250.00	
<b>Total Management Information Fund</b>			<b>10,000.00</b>	<b>10,000.00</b>

**CITY OF MANSFIELD, OHIO  
2010 BUDGET ADJUSTMENTS  
ORDINANCE #10-172**

<u>DATE</u>	<u>DEPARTMENT</u>	<u>ACCOUNT</u>	<u>INCREASE AMOUNT</u>	<u>DECREASE AMOUNT</u>
<b><u>Health Insurance Fund (606)</u></b>				
11/12/2010	Health Insurance	606-034-692.12-13 Claims-Med/Den/Vis/Rx		3,600.00
11/12/2010	Health Insurance	606-034-631.29-72 Administration Fee	3,600.00	
<b>Total Health Insurance Fund</b>			<u>3,600.00</u>	<u>3,600.00</u>
<b><u>Income Tax Holding Fund (801)</u></b>				
12/23/2010	Income Tax Holding Fund	801-055-581.40-94 Transfer to Safety Svcs. .5%		145,549.38
12/23/2010	Income Tax Holding Fund	801-055-581.40-97 Transfer to Street Resurf. .25%		72,773.69
12/23/2010	Income Tax Holding Fund	801-055-581.40-96 Transfer to Safety Svcs. 1%	218,323.07	
12/23/2010	Income Tax Holding Fund	801-055-580.30-05 Income Tax Refunds		99,687.84
12/23/2010	Income Tax Holding Fund	801-055-581.40-93 Transfer to Airport		25,225.00
12/23/2010	Income Tax Holding Fund	801-055-581.40-98 Transfer to Industrial Development		18,630.00
12/23/2010	Income Tax Holding Fund	801-055-581.40-96 Transfer to Safety Svcs. 1%	143,542.84	
12/23/2010	Income Tax Holding Fund	801-055-581.40-94 Transfer to Safety Svcs. .5%		159,973.99
12/23/2010	Income Tax Holding Fund	801-055-581.40-97 Transfer to Street Resurf. .25%		79,982.90
12/23/2010	Income Tax Holding Fund	801-055-581.40-96 Transfer to Safety Svcs. 1%	239,956.89	
<b>Total Income Tax Withholding Fund</b>			<u>601,822.80</u>	<u>601,822.80</u>
<b><u>Transient Occupancy Tax Fund (808)</u></b>				
12/17/2010	Visitor & Convention Bureau	808-086-563.31-66		44.26
12/17/2010	Admin	808-086-581.31-68	44.26	
<b>Total Transient Occupancy Tax Fund</b>			<u>44.26</u>	<u>44.26</u>



# Vendor Invoice Summary

01/31/10 - 12/31/10

Payments Greater than or Equal to \$500.00

Vendor	Number of Invoices	Total Invoice Amount
2093 - OHIO JUDICIAL COLLEGE	3	500.00
1693 - MANSFIELD SISTER CITIES ASSOC	1	500.00
1939 - NATIONAL BAR ASSOCIATION	1	500.00
259 - BENJAMIN, CHADWICK	1	500.00
887 - EVENT METAL DETECTORS	1	500.00
2325 - RAMADA INN	1	501.60
1063 - GFOA	3	505.00
2337 - RDP CORPORATION	1	510.80
1208 - HENRYS KEY & LOCK SHOP	9	513.86
1654 - MAGLOCLEN	2	525.00
256 - BENDER COMMUNICATION INC	2	526.00
177 - ATCO INTL	3	534.00
2068 - OHIO CONFERENCE OF COMMUNITY DEVELOPMENT INC	4	535.00
1808 - METTLER TOLEDO INC	2	539.00
2025 - NORTRAX-GREAT LAKES	2	547.16
2191 - PERFORMANCE SERVICE CONSULTANTS OF NE OHIO INC	3	549.50
2323 - RAHALLS CUSTOM VANS, STEVE RAHALLS DBA	2	550.00
1678 - MANSFIELD ELECTRIC SUPPLY INC	3	554.11
1342 - INVITROGEN CORP	1	564.45
1461 - KENNON, MARSHALL	1	570.00
2313 - R J MILLER	1	570.00
2132 - OPENONLINE LLC	12	570.00
294 - BLUE CROSS BLUE SHIELD OF ILLINOIS	1	572.89
1807 - METS MACHINE SHOP INC	5	574.75
1591 - LIND OUTDOOR ADVERTISING	2	577.24
2780 - SWOOPE, MICHELLE	1	583.50
1455 - KELLYS PROPANE SERVICE	2	585.32
1947 - NATIONAL FIRE SPRINKLER ASSOCIATION	1	594.00
1825 - MID OHIO TROPHY & AWARDS	3	597.25
2281 - PROGRESSIVE MEDICAL INTERNATIONAL	1	599.40
2120 - OHIO WATER ENVIRONMENT ASSOCIATION	2	600.00
1170 - HANSEN, MICHAEL & SHERYL	1	600.00
446 - CAUDILL, JAMES & DONNA	1	600.00
647 - CRUTCHFIELD, BONNIE	1	600.00
2443 - ROBY FOSTER MILLER EARICK INC	2	608.00
343 - BRIGHT.NET	12	611.72
2919 - TRI-TECH INC	1	612.50
2238 - POLK CITY DIRECTORIES	2	615.00
111 - AMERICAN MESSAGING	11	617.04
1474 - KIMBALL MIDWEST	3	619.53
201 - BAKER, CYNTHIA	2	622.90
211 - BANDY, JERRY	7	625.94
748 - DICKMAN DIRECTORIES INC	3	628.00
1907 - MOTION INDUSTRIES	2	633.14
62 - AGILENT TECHNOLOGIES INC	1	640.00
401 - CAFE ON MAIN	2	647.50
742 - DETWILER, GEORGE	1	650.00



# Vendor Invoice Summary

01/31/10 - 12/31/10

Payments Greater than or Equal to \$500.00

Vendor	Number of Invoices	Total Invoice Amount
2319 - RADIOLOGY ASSOCIATES INC	2	663.00
2048 - OHIO ASSOCIATION OF CHIEFS OF POLICE	3	670.00
1607 - LOCK IT UP ASHLAND RD LLC	3	670.20
2683 - SOUTH MAIN ANIMAL HOSPITAL	8	673.60
305 - BODE TECHNOLOGY	1	675.00
1324 - INTERLAB SUPPLY	5	679.00
3193 - ZENKO PROPERTIES LLC	1	689.92
407 - CALDWELL, MICHAEL	2	690.00
2370 - REX GILBERT AUTO ELECTRIC INC	5	690.72
1946 - NATIONAL FIRE PROTECTION ASSOCIATION	4	693.06
1593 - LINDSAY, ANGELA	4	693.62
53 - ADVANCED KEY & LOCK SHOP	22	694.59
1305 - IMLA	1	695.00
325 - BOYER, CHARLES	3	696.52
1760 - MCGOWAN REID & SANTOS FUNERAL HOME	1	700.00
2103 - OHIO NARCO	2	700.00
1954 - NATIONAL MID YEAR CONFERENCE	2	710.00
991 - FRANKLIN COUNTY AUDITOR	1	712.41
1184 - HARSCH, JOHN	5	724.28
3206 - FALLSWAY EQUIPMENT CO	1	734.25
3127 - WILLIAMS FUNERAL SERVICES INC	1	750.00
2674 - SNYDER FUNERAL HOMES INC	1	750.00
1404 - JON JAY ASSOCIATES INC	2	750.00
860 - EMPLOYERS HEALTH COALITION OF OH	1	750.00
475 - CHAMPION OPTICAL NETWORK ENGINEERING LLC	1	754.00
2698 - SPITZER MOTORS OF MANSFIELD INC	2	755.08
2278 - PROFESSIONAL IMAGE UNIFORMS INC	2	756.17
173 - ASSOCIATION OF MUNICIPAL COUNTY JUDGES INC	3	770.00
2286 - PRORIDER INC	2	774.00
420 - CAPITAL INDUSTRIAL SUPPLY	1	780.39
2177 - PAVEMENT STENCIL COMPANY	2	787.97
850 - EMBROIDER YOUR OWN INC	1	788.80
91 - ALLMAX SOFTWARE INC	1	800.00
671 - D & S ADVERTISING INC	1	802.00
2655 - SMITH, DANIEL	5	809.96
1565 - LEHR AWNING COMPANY	2	810.00
950 - FITTS, MARTIN	1	828.00
1910 - MPH INDUSTRIES INC	1	831.56
1083 - GLENWOOD PARKWOOD BLVD ASSOC	2	838.50
2024 - NORTHWEST FUEL INJECTION SERVICE INC	1	856.80
2806 - TEFFNER, DONALD	2	859.31
2852 - THE SHERWIN WILLIAMS COMPANY	2	882.41
1225 - HILTI INC	14	885.57
3031 - WALTER GRAPHICS INC	1	895.00
2070 - OHIO CRIME PREVENTION ASSOCIATION	3	900.00
2127 - ON-CALL TOWING & RECOVERY	7	900.00
293 - BLUBAUGH BODY & FRAME SERVICE	1	900.00



# Vendor Invoice Summary

01/31/10 - 12/31/10

Payments Greater than or Equal to \$500.00

Vendor	Number of Invoices	Total Invoice Amount
1922 - MUSICKS SERVICE STATION MAINT INC	1	900.38
605 - COPECO INC	3	913.74
159 - ASCLD	1	924.00
51 - ADVANCED DRAINAGE SYSTEMS	1	927.11
34 - ADAMS, DONALD	1	933.48
3177 - YOST TECH INC	9	937.63
3194 - ZEP MANUFACTURING CO	2	944.37
203 - BAKERS COLLISION REPAIR SPECIALISTS INC	17	945.00
1460 - KENDLE, MATTHEW	1	948.87
2523 - SCHAFER APPRAISAL SERVICE	2	950.00
69 - AIRGAS GREAT LAKES	12	950.27
1689 - MANSFIELD RICHLAND CHAMBER OF COMMERCE	1	958.00
2877 - THOMSON REUTERS TAX & ACCOUNTING INC	1	975.00
2362 - REMY, DAVID	7	989.53
1815 - MICRO-TEL INC	1	998.00
1918 - MUNICIPAL INCOME TAX SOLUTIONS	1	1,000.00
3099 - WILBUR SMITH ASSOCIATES	1	1,000.00
1731 - MATRE ARMS & AMMUNITION INC	1	1,005.00
2113 - OHIO STATE BAR ASSOCIATION	3	1,015.00
3035 - WARD DIESEL FILTER SYSTEMS	1	1,015.75
649 - CULLIGAN QUALITY WATER	6	1,025.29
332 - BREATHING AIR SYSTEMS	3	1,027.15
1470 - KIESLER POLICE SUPPLY	1	1,027.44
856 - EMERSON, MATTHEW	2	1,032.66
1625 - LOWES COMPANIES INC	3	1,034.36
2208 - PHILADELPHIA INDUSTRIAL DEVELOPMENT CORP	1	1,050.00
673 - D & W AUTO GLASS INC	5	1,064.02
2383 - RICHLAND BLUE PRINT INC	2	1,065.12
2954 - UNITED STATES PLASTIC CORP	1	1,082.84
1383 - JERRYS HOME FURNITURE	1	1,099.95
3004 - VECTOR SECURITY INC	22	1,104.00
2592 - SHEARER EQUIPMENT	3	1,123.84
2857 - THE SUMMERS RUBBER CO	6	1,130.15
2185 - PELTON ENVIRONMENTAL PRODUCTS INC	1	1,133.68
2726 - STATEWIDE EMERGENCY PRODUCTS LLC	2	1,137.00
2248 - POWELL SUPPLY INC	10	1,147.11
2854 - THE SPORTSMANS DEN INC	2	1,166.28
1453 - KELLEY, ENOLA	1	1,175.00
877 - ERS CLEVELAND	1	1,182.60
2976 - USA BLUEBOOK	3	1,183.65
564 - COLLABORATIVE TESTING	1	1,195.00
1084 - GLOBAL CORPORATE XPANSION	3	1,200.00
2690 - SPAULDING, JONATHAN	1	1,200.00
1257 - HOOVER INSTRUMENT SERVICE INC	6	1,205.88
1723 - MAR-ZANE INC	6	1,207.14
2556 - SEFAC INC	1	1,207.35
899 - FACKLER EQUIPMENT CO	6	1,222.07



# Vendor Invoice Summary

01/31/10 - 12/31/10

Payments Greater than or Equal to \$500.00

Vendor	Number of Invoices	Total Invoice Amount
2844 - THE OLD ELEVATOR INC	2	1,236.00
2039 - OFFICE DEPOT	7	1,236.51
2051 - OHIO ASSOCIATION OF MUNICIPAL/COUNTY COURT CLERKS	4	1,250.00
1881 - MOLECULAR REPAIR SYSTEMS INC	1	1,253.00
3046 - WB MARKETING INC	3	1,256.03
1426 - K&R SUPPLY LLC	11	1,269.29
1701 - MAPSYS INC	1	1,300.00
2627 - SIGNATURE CONTROL SYSTEMS	2	1,314.50
2775 - SWAN CLEANERS	24	1,318.95
176 - ASTOR CROWNE PLAZA	1	1,350.00
108 - AMERICAN ELECTRIC POWER	9	1,369.20
2558 - SEILER & CRAIG SURVEYING INC	1	1,370.00
2104 - OHIO PEACE OFFICER TRAINING ACADEMY	3	1,370.00
922 - FERGUSON WATER WORKS 527	1	1,372.00
170 - ASSOCIATED BAG CO	1	1,372.87
573 - COLUMBUS POLICE ETP	7	1,373.00
875 - ENVIROSCIENCE INC	1	1,375.00
1142 - H & H SUPPLY	1	1,375.00
378 - BURGESS HEARSE & AMBULANCE SALES	4	1,405.88
2257 - PRECISION ODOR INC	3	1,415.00
2355 - REINDL SPRING SERVICE INC	5	1,420.03
918 - FEDEX	24	1,440.59
37 - ADAMS EVIDENCE GRADE TECHNOLOGY INC	1	1,502.93
1086 - GLOBAL FLUID TECHNOLOGIES INC	2	1,589.03
116 - AMERICAN RED CROSS	4	1,602.75
797 - DRUCKER ESQ, JAQUELINE	1	1,622.00
29 - ACCARDI, TONY	1	1,650.00
2090 - OHIO HEARTLAND COMMUNITY ACTION COMMISSION	1	1,650.00
321 - BOWERSOCK, TIM	7	1,672.17
186 - AUMA ACTUATORS INC	1	1,677.83
15 - A K ATHLETIC EQUIP INC	1	1,680.00
2163 - PARK LANES BOWLING	1	1,689.33
1129 - GREEN GUARD	21	1,696.21
2118 - OHIO UTILITIES PROTECTION SERVICE	1	1,700.20
1534 - LAKE COUNTY CRIME LAB	1	1,750.00
1793 - MERE SOFTWARE INC	1	1,781.25
3212 - FLASH INDUSTRIES CORP	1	1,797.50
2472 - RURAL FARM DISTRIBUTORS CO	2	1,842.70
2721 - STARK & KNOLL CO	2	1,850.10
1006 - FRYBACK, DAWN	3	1,851.52
2133 - OPERATOR TRAINING COMMITTEE OF OHIO INC	3	1,855.00
2600 - SHERMAN TRANSMISSION INC	2	1,856.56
79 - ALERT-ALL CORP	4	1,871.84
2404 - RICHLAND COUNTY RECORDER	14	1,877.30
1346 - IVCI LLC	1	1,920.00
1761 - MCGRANAHAN ASSOCIATES INC	2	1,944.00
2012 - NORTH CENTRAL INSULATION INC	1	1,949.00





# Vendor Invoice Summary

01/31/10 - 12/31/10

Payments Greater than or Equal to \$500.00

Vendor	Number of Invoices	Total Invoice Amount
2099 - OHIO MUNICIPAL ATTORNEYS ASSOCIATION	2	1,975.00
1706 - MARION ELECTRIC MOTOR SERVICE INC	1	1,975.00
171 - ASSOCIATION FOR PSYCHOTHERAPY INC	3	2,000.00
2636 - SIMPLEXGRINNELL LP	4	2,003.54
750 - DICKSON	2	2,033.00
2129 - OP AQUATICS	1	2,047.50
2420 - RIEHL SYSTEMS CO	1	2,064.13
1348 - J & B LAWN & GARDEN	9	2,087.38
1899 - MORRISON DRAPERY & BLINDS	1	2,133.40
865 - ENFORCEMENT TECHNOLOGY INC	1	2,150.00
2226 - PIRATE PRINTING	3	2,178.00
1819 - MID OHIO EMERGENCY PHYSICIANS LLP	4	2,236.00
130 - ANDERSONS REPAIR INC	16	2,255.00
2295 - PUBLIC AGENCY TRAINING COUNCIL	2	2,265.00
276 - BIOMEDICAL INSTRUMENTATION SERVICES	4	2,267.70
2269 - PRIMROSE RETIREMENT COMMUNITY OF MANSFIELD	2	2,284.22
77 - AKZO NOBEL PAINTS INC	9	2,304.73
192 - AWARDSMITH LLC	11	2,307.45
144 - APPLIED INDUSTRIAL TECH	8	2,327.67
2809 - TELEDYNE ISCO INC	2	2,373.60
2725 - STATE OF OHIO UST FUND	1	2,400.00
826 - EATON CORP	2	2,403.66
464 - CENTRAL SOFT WATER	2	2,432.75
58 - AFFILIATED COMPUTER SERVICES	3	2,445.00
2371 - REXS LAWNCARE & OUTDOOR SERVICES	9	2,515.00
873 - ENVIRONMENTAL RESOURCE	6	2,545.51
2249 - POWER & TELEPHONE SUPPLY CO	2	2,551.52
2385 - RICHLAND CO MENTAL HEALTH & RECOVERY SERVICES BOAR	2	2,554.98
3224 - REINING PAINTERS LTD	1	2,570.00
2027 - NOWEL, THOMAS J	1	2,571.42
971 - FORENSIC DIAGNOSTIC CENTER	3	2,600.00
1495 - KLINE PEST CONTROL INC	12	2,601.00
2732 - STERICYCLE INC	10	2,607.45
1600 - LITTLE, GEORGE & JAME	1	2,666.67
990 - FRANKLIN BODY SHOP INC	2	2,681.98
2811 - TELVENT DTN	5	2,688.00
118 - AMERICAN TEST CENTER	2	2,734.00
2417 - RICHLAND UNIFORM CO	10	2,738.10
1273 - HUFF, CAROL ANN	28	2,750.00
412 - CALLAHAN DOOR SALES INC	1	2,775.00
2791 - TAKEDOWN TACTICAL LLC	1	2,780.00
752 - DILLIN CONTROL SYSTEMS	1	2,788.50
1350 - J D EQUIPMENT INC	1	2,794.00
1122 - GRAYBAR ELECTRIC CO	7	2,808.02
1786 - MEDICAL REPAIR INC	3	2,837.95
2794 - TASER INTL	2	2,882.88
134 - ANTRICAN, GINGER	6	2,887.77



# Vendor Invoice Summary

01/31/10 - 12/31/10

Payments Greater than or Equal to \$500.00

Vendor	Number of Invoices	Total Invoice Amount
2387 - RICHLAND COUNTY ADULT COURT SERVICES	1	2,924.00
1493 - KLEEM INC	1	2,929.04
2703 - SPRINT	34	2,978.70
309 - BOHL CRANE INC	3	2,984.35
1411 - JONES & HENRY LAB INC	2	2,991.00
3017 - VON DER HAUS GILL GERMAN SHEPHERDS INC	1	3,000.00
52 - ADVANCED GAS ENGINE SOLUTIONS INC	1	3,006.87
2952 - UNITED ROTARY BRUSH CORP	1	3,035.25
2174 - PATH MASTER INC	1	3,050.00
2972 - US JETTING INC	5	3,086.38
1944 - NATIONAL ELECTRIC SUPPLY CO INC	24	3,110.25
452 - CDW GOVERNMENT INC	2	3,123.99
2815 - TERRA WYNCOOP	2	3,124.72
1829 - MID-OHIO HEART CLINIC INC	2	3,200.00
2677 - SOLOMON DIVING INC	2	3,206.00
140 - APPLESEED TRUE VALUE HARDWARE	68	3,206.09
1145 - H F SCIENTIFIC INC	3	3,245.36
1125 - GREAT LAKES COMPUTER CORP	2	3,251.03
471 - CERIDIAN BENEFITS SERVICE	12	3,286.32
3023 - WADE & GATTON NURSERIES	1	3,293.55
3211 - DAVES TELEPHONE INSTALLATION, DORIS KING DBA	1	3,329.00
213 - BANK UP CORPORATION	1	3,331.00
3210 - WENGERD MINI BARNS	1	3,351.69
195 - B&B DRAIN SERVICE	2	3,363.00
2301 - PURRFORMANCE DIESEL INC	3	3,374.82
2884 - TIME WARNER CABLE	34	3,377.69
640 - CROSSROADS CENTER FOR CHANGE	1	3,410.00
2366 - RENTEQUIP INC	2	3,500.70
2561 - SENECA COUNTY METRICH	2	3,502.22
910 - FASTENAL CO	26	3,502.47
2317 - RADIO SHACK	6	3,534.11
3231 - SMITH, JERRY	2	3,534.26
652 - CUMMINS BRIDGEWAY LLC	2	3,572.45
1635 - LYNN PEAVEY	3	3,587.00
2793 - TAMBASCO, ANTHONY	4	3,623.86
2156 - PARABEN CORP	1	3,625.00
487 - CHEMSEARCH	4	3,629.55
2927 - TUCKER BROS AUTO WRECKING	15	3,641.00
1966 - NCR CORP	1	3,689.12
143 - APPLIED DIGITAL SOLUTIONS	1	3,693.00
3215 - WEST PARK DEVELOPMENT CO	1	3,710.00
2063 - OHIO CAT	1	3,716.60
858 - EMPLOYEE PARTICIPATION COUNCIL OF NCO	1	3,750.00
2988 - VALLEY NATIONAL GASES LLC	36	3,757.03
1694 - MANSFIELD STRUCTURAL & ERECTING CO	11	3,783.96
2596 - SHELLY SMITH & SONS LTD	25	3,835.00
456 - CENTER FOR INDIVIDUAL & FAMILY SVS	1	3,870.96



# Vendor Invoice Summary

01/31/10 - 12/31/10

Payments Greater than or Equal to \$500.00

Vendor	Number of Invoices	Total Invoice Amount
408 - CALEA	1	3,915.00
2002 - NOREX INC	1	3,940.00
1298 - ICI PAINTS	3	3,960.37
2011 - NORTH AMERICAN SWAT TRAINING ASSOCIATION	2	4,000.00
232 - BASSI PUMP LLC	2	4,000.65
1820 - MID OHIO GRAVELY INC	37	4,031.81
399 - C E SOLUTIONS	2	4,050.00
923 - FERNICO INC	1	4,085.00
1903 - MORROW COUNTY TREASURER	2	4,167.30
1078 - GLA WATER INC	4	4,170.37
766 - DISTIN ATTORNEY AT LAW, JOHN	5	4,196.77
1573 - LESCH BATTERY & POWER	21	4,205.62
530 - CLEARVENT INC	1	4,263.00
1310 - INDUSTRIAL TECHNICAL SALES & SERVICE INC	9	4,284.90
1914 - MUFFLER WISE WAREHOUSE	22	4,295.66
527 - CLARK FOWLER ENTERPRISES INC	4	4,321.34
646 - CRT LANDSCAPING & LAWN SERVICE LTD	4	4,424.00
1444 - KBZ ELECTRIC INC	8	4,446.57
459 - CENTRAL OH EMS TRAINING INSTITUTE	1	4,500.00
164 - ASHLAND IMPLEMENT INC	5	4,588.18
2076 - OHIO DEPARTMENT OF REHABILITATION & CORRECTION	1	4,633.50
1374 - JEFFERSON, ANTOINE	1	4,700.00
1309 - INDUSTRIAL FABRICS CORP	1	4,767.60
99 - ALPHA OMEGA ENVIRONMENTAL LABORATORY INC	5	4,778.00
1218 - HIGH TOUCH COMPANIES LLC	1	4,849.00
3204 - POLICE TRAK SYSTEMS	2	4,950.00
3214 - TOTAL SECURITY CONCEPTS	1	4,960.00
3227 - THE SHELBY DAILY GLOBE INC	4	4,975.06
1656 - MAIL PROCESSING SYSTEMS INC	1	4,995.00
3209 - CELLULAR RECOVERY INFORMATION SPECIALIST LLC	1	5,000.00
3050 - WEBB, KYLE	8	5,024.50
1500 - KNOX COMPANY	1	5,032.75
237 - BAUMBERGER APPRAISALS	11	5,050.00
455 - CEMENT PRODUCTS INC	10	5,113.28
2989 - VALUE CITY FURNITURE	2	5,219.32
1415 - JONES PRINTING	20	5,293.74
642 - CROW CONTROLS LTD	3	5,335.50
733 - DENT, ROY	1	5,350.00
3228 - STANDARD LAW ENFORCEMENT SUPPLY CO	1	5,359.00
2858 - THE TRAINING CONSORTIUM LLC	2	5,370.00
2863 - THE WALTER H DRANE CO	3	5,454.44
2414 - RICHLAND LUMBER INC	14	5,461.74
166 - ASHLAND TRACTOR SALES INC	7	5,475.06
2101 - OHIO MUNICIPAL LEAGUE	2	5,590.00
2393 - RICHLAND COUNTY CLERK OF COURTS	8	5,643.69
2195 - PERRY CORP	14	5,791.63
1286 - HUTCHESON TRANSMISSION	5	5,793.38



# Vendor Invoice Summary

01/31/10 - 12/31/10

Payments Greater than or Equal to \$500.00

Vendor	Number of Invoices	Total Invoice Amount
1913 - MT VERNON NAZARENE UNIVERSITY	4	5,828.00
806 - DUKES SEWER ROOT CONTROL	1	5,902.82
818 - EAB TRUCK SERVICE	3	5,910.57
2848 - THE REX PIPE & SUPPLY CO INC	28	5,912.04
1029 - GANDERT DOOR & OPERATOR	21	5,946.05
2602 - SHERWIN WILLIAMS AUTOMOTIVE FINISHES	33	6,128.15
1109 - GOVDEALS	12	6,232.74
1081 - GLEDHILL RD MACHINERY	5	6,265.88
366 - BUCKEYE PUMPS INC	2	6,384.56
1443 - KAYLINE	12	6,435.09
2922 - TRUCK SALES & SERVICE INC	24	6,440.68
662 - CUSTOM CLUTCH JOINT & HYDRAULICS INC	24	6,458.73
1302 - IDEXX DISTRIBUTION INC	4	6,493.49
2568 - SERVICE EXPRESS INC	2	6,568.20
2539 - SCHUMACHER HOMES	1	6,657.91
3080 - WEST	11	6,669.12
796 - DRM PRODUCTION	7	6,677.50
3022 - W W WILLIAMS	4	6,680.96
3034 - WAPPNER FUNERAL DIRECTORS INC	9	6,750.00
2089 - OHIO HEALTH CONSORTIUM INC	12	7,020.50
2254 - PRECISE DIGITAL	3	7,278.07
1361 - JACOBS EXCAVATING INC	8	7,392.00
1536 - LAKE ERIE CONSTRUCTION CO	3	7,575.00
2147 - PACE ANALYTICAL SERVICES INC	6	7,619.70
2681 - SOS INTEGRATION SERVICES	5	7,780.71
1967 - NEENAH FOUNDRY CO	1	7,872.00
2845 - THE PAUL PETERSON CO	1	7,921.00
2579 - SHAFFER POMEROY LTD	1	7,980.67
445 - CATHOLIC CHARITIES	1	8,000.00
41 - ADENA CORPORATION	1	8,000.00
2255 - PRECISION CARTRIDGE INC	2	8,181.00
961 - FLOREA, DENNIS	13	8,259.32
188 - AUTO ZONE COMMERCIAL CREDIT	39	8,315.65
2918 - TRI-STATE PUMP SYSTEMS	1	8,321.64
1639 - M TECH COMPANY	5	8,353.61
1422 - JUSTICE TRAX	1	8,450.00
484 - CHEM TECH CONSULTANTS INC	10	8,499.23
190 - AUTOMATIC FIRE PROTECTION SYSTEMS INC	5	8,583.00
1685 - MANSFIELD ONTARIO RICHLAND CO HEALTH DEPT	11	8,702.99
2079 - OHIO EARTH TOOLS	4	8,719.16
1276 - HULL BUILDERS	2	8,725.00
2300 - PURDY CONSTRUCTION CO INC	1	8,861.50
2119 - OHIO WATER & WASTE SUPPLY CO INC	2	8,880.98
1505 - KOKOSING MATERIALS INC	17	8,953.06
2640 - SJ COBB & ASSOCIATES INC	22	8,970.03
454 - CELLEBRITE USA CORP	1	9,063.00
2535 - SCHROEDER, GARRY	16	9,440.00



# Vendor Invoice Summary

01/31/10 - 12/31/10

Payments Greater than or Equal to \$500.00

Vendor	Number of Invoices	Total Invoice Amount
2289 - PROUT, WILLIS	1	9,600.00
3051 - WEBB, MICHELE	1	9,642.50
3168 - XEROX CORPORATION	25	9,683.99
96 - ALLTEK TECHNICAL SERVICES	6	9,704.25
1555 - LAWYERS TITLE	1	9,790.63
2893 - TOMLIN EQUIPMENT	1	9,797.33
1340 - INTERSTATE BATTERY	38	9,805.61
2773 - SUSTEEN INC	3	9,900.00
2250 - POWER LINE SUPPLY	8	9,933.65
2192 - PERRAM ELECTRIC INC	2	9,956.88
1861 - MISS OHIO PAGEANT	1	10,000.00
2552 - SCOTTY'S EXCAVATING	2	10,088.00
3226 - SENECA COUNTY COMMISSIONERS	1	10,500.00
580 - COMMUNICATION OPTIONS INC	10	10,664.52
1424 - K&D OF OHIO INC	15	10,688.87
710 - DAWSON INSURANCE INC	2	10,982.00
3200 - ZIMMERMAN PAINT CONTRACTORS CO	1	11,030.00
719 - DEARMAN MOVING	5	11,579.11
3059 - WEEKLEY CHRYSLER JEEP DODGE	1	11,776.50
271 - BEST EQUIPMENT CO INC	11	11,856.95
2277 - PRODUCTIVE PORTFOLIOS INC	4	12,000.00
1841 - MILLER, ARDANE	6	12,266.58
3028 - WALKER MACHINERY CO	6	12,325.09
3216 - WYANDOT COUNTY COMMISSIONERS	1	12,482.50
1970 - NEOTEC	1	12,500.00
2228 - PITNEY BOWES GLOBAL FINANCIAL SERVICES LLC	7	12,526.48
3100 - WILCOX SALES & SERVICES INC	9	12,651.04
1705 - MARION COUNTY SHERIFF	2	12,698.07
1434 - KALIDA TRUCK EQUIPMENT INC	1	12,700.00
650 - CULLIVER READING CENTER	2	12,757.08
59 - AFFILIATED ENVIRONMENTAL SERVICES INC	5	12,800.00
3208 - CND SECURITY INC	1	13,096.20
1779 - MECHANICS SAVINGS BANK	50	13,398.15
1679 - MHS INDUSTRIAL SUPPLY	38	13,600.54
68 - AIR SOLUTIONS OF OHIO	16	13,613.42
3201 - GRIFFIN PAVEMENT STRIPPING INC	1	13,796.40
2804 - TCI TIRE CENTERS LLC	46	13,812.31
1674 - MANSFIELD CEMENT FLOORING JACK JUNG & ANDY WALKER	3	13,885.00
88 - ALLIED SUPPLY CO INC	22	13,911.00
1480 - KING EXCAVATING	2	14,000.00
104 - AMBRY ASPHALT INC	4	14,575.00
949 - FISHER SCIENTIFIC	13	14,687.44
2762 - SUN GRAPHICS INC	17	14,731.93
1 - 1 MEDICAL DISTRIBUTION	4	14,733.42
3145 - WOLFF BROTHERS SUPPLY INC	34	14,963.79
1040 - GBS COMPUTER SOLUTIONS	5	14,979.74
1712 - MARMET	1	15,000.00



# Vendor Invoice Summary

01/31/10 - 12/31/10

Payments Greater than or Equal to \$500.00

Vendor	Number of Invoices	Total Invoice Amount
2503 - SARVER PAVING COMPANY	9	15,278.32
2306 - QUILL CORPORATION	12	15,295.32
313 - BONDED CHEMICALS INC	1	15,345.94
2145 - P C R RESTORATIONS INC	1	15,858.50
3041 - WASHINGTON TOWNSHIP	4	15,905.97
3222 - KNOX COUNTY COMMISSIONERS	1	16,000.00
240 - BCU ELECTRIC INC	6	16,058.69
1012 - FUN CENTER POOLS	5	16,164.59
2865 - THERMO ELECTRON NORTH AMERICA LLC	2	16,227.58
2382 - RICHLAND BANK	45	16,279.84
943 - FIRST DATA SERVICE	10	17,065.97
2593 - SHELBY PRINTING	24	17,083.80
3103 - WILDMAN, JOHN	16	17,200.00
1165 - HANCOCK CO METRICH	3	17,445.11
281 - BISS NUSS INC	2	17,868.53
931 - FINLEY FIRE EQUIPMENT	13	18,106.27
1037 - GASSAWAY	2	18,200.00
3020 - VWR SCIENTIFIC INC	20	18,545.21
2881 - THYSSENKRUPP ELEVATOR CORP	7	18,688.06
1075 - GINOSKO LABORATORIES INC	6	18,769.00
1888 - MOORE MEDICAL LLC	11	18,841.06
1123 - GREAT AMERICA LEASING CORP	24	18,947.16
627 - CPM RISK MANAGEMENT INC	15	19,017.83
3221 - KERAMIDA INC	1	19,572.43
633 - CRAWFORD COUNTY	4	19,698.72
142 - APPLIED BIOSYSTEMS	6	19,829.95
1677 - MANSFIELD COMMERCE CENTER INC	190	20,134.82
2016 - NORTH COAST INSTRUMENTS INC	1	20,312.71
2332 - RAWDON MYERS INC	1	20,700.00
533 - CLEMANS NELSON & ASSOCIATES INC	13	20,730.20
1782 - MEDCENTRAL WORKABLE	12	20,789.76
1432 - KAHLS ELECTRIC INC	9	21,330.54
1017 - G & L SUPPLY COMPANY	49	21,447.36
97 - ALLTEL	73	21,449.55
3069 - WELLS FARGO FINANCIAL LEASING	24	21,624.00
1969 - NEOPOST	18	22,198.44
1148 - HACH COMPANY	13	22,521.17
1871 - MOBILE TEK CONSULTING LLC	3	22,670.00
1147 - HABITAT FOR HUMANITY	2	23,233.05
2284 - PROMEGA CORP	6	23,717.75
2405 - RICHLAND COUNTY REGIONAL PLANNING COMMISSION	1	24,100.00
2570 - SERVPRO	1	24,198.74
2712 - STAMPER CONCRETE SERVICE INC	3	24,525.58
1854 - MILTON & RHONDA BURTON, MILTON & RHONDA	1	24,612.65
1603 - LIVE TECHNOLOGIES LLC	2	25,036.22
1987 - MEDIA NETWORK OF CENTRAL OHIO	66	25,064.32
205 - BALDWIN & SOURS INC	6	26,324.47



# Vendor Invoice Summary

01/31/10 - 12/31/10

Payments Greater than or Equal to \$500.00

Vendor	Number of Invoices	Total Invoice Amount
2962 - UNIVERSAL ENTERPRISES INC	6	26,395.17
2652 - SMETZS TIRE CENTER INC	56	27,112.86
1264 - HOWELL RESCUE SYSTEMS INC	3	27,426.75
1056 - GEOFFREY EATON ARCHITECT INC	12	27,684.84
593 - CONSOLIDATED ELECTRIC INC	14	27,845.99
145 - APPLIED SPECIALTIES INC	3	28,062.10
2403 - RICHLAND COUNTY PROSECUTOR	17	28,303.93
1285 - HURSH DRUG INC	16	28,863.05
1583 - LEXIS NEXIS	53	29,448.26
3169 - XPRESS PUBLISHING & PRINTING	39	29,544.00
2584 - SHANNON CHEMICAL CORP	2	29,888.81
330 - BRAINTREE	2	30,000.00
364 - BUCKEYE AUTO CENTER LLC	1	30,000.00
2851 - THE SECKEL GROUP LTD	10	30,446.40
1571 - LEPPERT MACHINE CO INC	18	30,736.00
1481 - KING OFFICE SERVICE INC	63	31,384.92
1675 - MANSFIELD CITY SCHOOLS	9	31,557.00
2935 - UMADAOP	4	31,600.00
1390 - JOHN GARBER MATERIALS INC	5	32,021.68
1114 - GRAINGER	115	32,048.32
1722 - MARY MCLEOD-BETHUNE INTERVENTION & ENRICHMENT CTR	2	32,504.84
2413 - RICHLAND ENGINEERING LTD	6	33,177.11
2862 - THE W H OSWALT COMPANY INC	16	33,315.85
1283 - HURON COUNTY SHERIFF	5	33,584.56
198 - BADGER METER INC	11	33,609.13
2288 - PRO-TECH SECURITY SALES	8	33,660.00
2684 - SOUTHEASTERN EQUIPMENT CO INC	15	34,906.68
2528 - SCHMIDT SECURITY PRO	24	35,023.31
3005 - VERIZON WIRELESS	18	35,323.07
2686 - SOUTHERN TITLE OF OHIO LTD	2	35,862.13
724 - DEER CREEK EXCAVATING LLC	4	36,765.00
26 - ABERS TRUCK CENTER	86	36,837.46
2836 - THE HARTFORD	24	37,358.21
2410 - RICHLAND COUNTY TREASURER	8	37,568.96
100 - ALPINE ELECTRIC INC	8	37,676.24
582 - COMMUNITY ALTERNATIVE CENTER	10	37,680.00
2980 - USPS POSTAGE BY PHONE	4	38,000.00
2287 - PRO-TECH MONITORING INC	11	40,722.26
732 - DENNIS CALDWELL DEMOLITIONS	8	40,958.19
1113 - GRAHAM AUTOMALL	29	42,447.39
1522 - KURTZMAN SANITATION	11	43,375.25
1242 - HOLIDAY INN	8	43,460.09
2086 - OHIO GENERATOR & ENGINE	2	43,717.07
2822 - THATCHER CO OF NEW YORK	2	44,898.56
2409 - RICHLAND COUNTY TRANSIT BOARD	3	45,222.26
2827 - THE CHARLES RITTER CO	258	45,339.78
2010 - NORTH AMERICAN SALT CO	1	46,720.06



# Vendor Invoice Summary

01/31/10 - 12/31/10

Payments Greater than or Equal to \$500.00

Vendor	Number of Invoices	Total Invoice Amount
1423 - K CALDWELL DEMOLITION INC	8	46,992.00
3002 - VASU COMMUNICATIONS INC	45	47,530.78
92 - ALLOWAY TESTING	12	48,175.15
2220 - PIERCE MANUFACTURING INC	2	49,174.00
1159 - HALLS TESTING & CONSULTING INC	11	49,542.46
1638 - M T BUSINESS TECHNOLOGY INC	242	51,986.28
2074 - OHIO DEPARTMENT OF JOB & FAMILY SERVICES	11	53,973.71
1371 - JCI JONES CHEMICALS INC	13	54,407.85
2152 - PAGE EXCAVATING INC	8	54,530.00
3156 - WORNOR ROOFING CO	12	58,647.00
2663 - SMITH PAVING & EXCAVATING INC	5	59,242.60
1902 - MORROW COUNTY SHERIFF	6	59,478.60
2856 - THE STANDARD PLUMBING & HEATING CO	14	59,481.01
1427 - KA STEEL CHEMICALS INC	15	61,339.79
562 - COLE DISTRIBUTING INC	28	62,668.96
2229 - PITNEY BOWES INC	31	64,478.46
1456 - KELSTIN INC	3	64,994.22
2578 - SHAFFER JOHNSTON LICHTENWALTER & ASSOC INC	13	65,531.34
1669 - MANSFIELD AREA Y	1	66,240.54
2402 - RICHLAND COUNTY LAW LIBRARY	9	69,840.07
226 - BARRISTER LAWYERS TITLE	2	69,957.87
1366 - JAMIESON RICCA CO	2	70,100.00
2245 - POSTMASTER	15	72,388.20
2364 - RENAISSANCE THEATRE	1	75,000.00
1670 - MANSFIELD AUTO PARTS	158	79,611.94
1704 - MARION CITY POLICE DEPT	3	80,359.79
160 - ASHLAND CITY POLICE DEPT	6	82,667.98
1893 - MORITZ CONCRETE INC	51	84,096.27
1446 - KE MCCARTNEY & ASSOCIATES INC	15	85,090.92
889 - EXECUTIVE MANAGEMENT SERV	52	86,280.74
1698 - MANSFIELD/RICHLAND CO CONVENTION & VISITORS BUREAU	13	89,613.38
1659 - MAIN STREET MANSFIELD	13	89,613.43
2471 - RUMPKE CONSOLIDATED COMPANIES INC	75	91,115.54
2408 - RICHLAND COUNTY SHERIFF	8	96,239.07
2501 - SANTEK ENVIRONMENTAL OF OHIO LLC	11	96,780.32
1742 - MBI SOLUTIONS INC	12	100,642.62
2719 - STANTEC CONSULTING INC	12	101,163.97
1194 - HD SUPPLY WATERWORKS LTD	52	112,492.62
2635 - SIMONSON CONSTRUCTION SERVICES INC	4	117,269.42
2764 - SUNGARD PUBLIC SECTOR INC	5	120,871.39
148 - ARCADIS G & M INC	26	122,608.09
1799 - MESSER, PHIL	14	128,397.31
2218 - PHYSIO-CONTROL INC	3	132,671.75
2908 - TREASURER STATE OF OHIO	98	134,112.72
935 - FIRE SAFETY SERVICES INC	20	136,179.29
1744 - MCCABE CORPORATION	18	143,576.60
469 - CENTURY LINK	254	144,384.80





# Vendor Invoice Summary

01/31/10 - 12/31/10

Payments Greater than or Equal to \$500.00

Vendor	Number of Invoices	Total Invoice Amount
728 - DELTA CHEMICALS	13	148,853.50
491 - CHICAGO TITLE AGENCY INC	4	159,388.50
569 - COLUMBIA GAS OF OHIO	221	166,240.68
1874 - MOCKS CONSTRUCTION	14	232,420.00
1214 - HESS CORP	38	232,974.06
727 - DELL MARKETING L P	33	235,155.56
841 - ELITE EXCAVATING CO INC	3	240,087.94
3152 - WORKMAN & SON BUILDERS	9	251,808.00
2982 - UTILITY SERVICES AUTHORITY LLC	1	263,409.00
1528 - KYROU CONSTRUCTION LTD	10	270,885.86
1981 - NEW WORLD SYSTEMS CORP	36	275,016.26
2814 - TERRA VALLEY EXCAVATING	9	293,504.63
427 - CARGILL SALT INC	12	419,344.24
2100 - OHIO MUNICIPAL JOINT SELF-INSURANCE POOL	6	450,795.92
2564 - SENSMEIER OIL CO INC	48	475,139.73
1353 - J&B ACOUSTICAL INC	23	715,099.96
1504 - KOKOSING CONSTRUCTION CO INC	6	735,398.57
1805 - METRON-FARNIER LLC	8	764,246.50
396 - BWC STATE INSURANCE FUND	2	787,242.01
1384 - JESS HOWARD ELECTRIC CO	7	805,149.05
2595 - SHELLY & SANDS INC	5	975,043.44
2081 - OHIO EDISON COMPANY	257	1,720,377.68
2394 - RICHLAND COUNTY COMMISSIONERS	15	1,751,964.35
2107 - OHIO PUBLIC EMPLOYEES RETIREMENT SYSTEM	50	1,843,745.07
2106 - OHIO POLICE AND FIRE PENSION FUND	79	2,871,321.47

**CERTIFICATE OF THE TOTAL AMOUNT FROM ALL SOURCES AVAILABLE FOR EXPENDITURES, AND BALANCES**

Rev. Code, Sec. 5705.36

Office of City of Mansfield, Richland County, Ohio  
Mansfield, Ohio, January 17, 2011

To the County Auditor of said County:

The following is the total amount from all sources available for expenditures from each fund set up in the tax budget, with the balances that exist at the end of the fiscal year, December 31st, 2010

FUND TYPE/ CLASSIFICATIONS	CASH BALANCE AS OF 12/31/2010*	ENCUMBRANCES AS OF 12/31/2010	ADVANCES NOT REPAID	CARRYOVER BALANCE AVAILABLE FOR APPROPRIATION	TOTAL AMOUNT FROM ALL SOURCES AVAILABLE FOR EXPENDITURES	TOTAL AMOUNT AVAILABLE PLUS BALANCES
<b>GOVERNMENTAL FUND TYPE</b>						
GENERAL FUND	-1,630,813.39	0.00	2,053,643.35	422,829.96	10,536,949.00	10,959,778.96
SPECIAL REVENUE FUND	3,283,561.71	0.00	-2,053,643.35	1,229,918.36	33,859,109.00	35,089,027.36
DEBT SERVICE FUND	201,045.85	0.00	0.00	201,045.85	1,399,149.00	1,600,194.85
CAPITAL PROJECT FUND	2,816,880.66	0.00	0.00	2,816,880.66	5,397,231.00	8,214,111.66
<b>PROPRIETARY FUND TYPE</b>						
ENTERPRISE FUNDS	10,240,922.06	0.00	0.00	10,240,822.06	15,502,816.00	25,743,638.06
INTERNAL FUNDS	99,202.84	0.00	0.00	99,202.84	10,842,504.00	10,941,706.84
<b>FUDICIARY FUND TYPE</b>						
TRUST AND AGENCY FUNDS	419,129.49	0.00	0.00	419,129.49	22,823,073.00	23,242,202.49
<b>TOTAL ALL FUNDS</b>	<b>15,429,929.22</b>	<b>0.00</b>	<b>0.00</b>	<b>15,429,829.22</b>	<b>100,360,831.00</b>	<b>115,790,660.22</b>

**CERTIFICATE OF THE TOTAL AMOUNT FROM ALL SOURCES AVAILABLE FOR EXPENDITURES, AND BALANCES**

Rev. Code, Sec. 5705.36

Office of City of Mansfield, Richland County, Ohio  
Mansfield, Ohio, January 17, 2011

To the County Auditor of said County:

The following is the total amount from all sources available for expenditures from each fund set up in the tax budget, with the balances that exist at the end of the fiscal year, December 31st, 2010

FUND TYPE/ CLASSIFICATIONS	FUND NUMBER	CASH BALANCE AS OF 12/31/2010*	ENCUMBRANCES AS OF 12/31/2010	ADVANCES NOT REPAID	CARRYOVER BALANCE AVAILABLE FOR APPROPRIATION	TOTAL AMOUNT FROM ALL SOURCES AVAILABLE FOR EXPENDITURES	TOTAL AMOUNT AVAILABLE PLUS BALANCES
<b>GOVERNMENT FUND TYPES</b>							
General	101	(1,630,813.39)	0.00	2,053,643.35	422,829.96	10,536,949.00	10,959,778.96
<i>SPECIAL REVENUE FUNDS</i>							
Street Construction M & R	202	358,017.97	0.00	0.00	358,017.97	1,822,948.00	2,180,965.97
State Highway	203	15,689.25	0.00	0.00	15,689.25	148,000.00	163,689.25
Regional Community Advancement	205	85,780.72	0.00	0.00	85,780.72	801,325.00	887,105.72
Community Development	207	392,165.53	0.00	0.00	392,165.53	4,719,541.00	5,111,706.53
Drug Law Enforcement	210	30,352.40	0.00	0.00	30,352.40	3,400.00	33,752.40
Law Enforcement	211	74,554.47	0.00	0.00	74,554.47	89,660.00	164,214.47
Safety Services	214	0.00	0.00	(1,994,475.74)	(1,994,475.74)	20,152,165.00	18,157,689.26
Permissive Sales Tax	215	1,129,702.00	0.00	0.00	1,129,702.00	678,500.00	1,808,202.00
Industrial Development	216	248,383.63	0.00	0.00	248,383.63	186,000.00	434,383.63
Indigent Drivers Alcohol Treatment	217	96,613.21	0.00	0.00	96,613.21	56,860.00	153,473.21
Court Computerization	219	277,814.24	0.00	0.00	277,814.24	67,033.00	344,847.24
Local Law Enforcement Block Grant	222	56,587.89	0.00	0.00	56,587.89	0.00	56,587.89
Grant Fund	224	0.00	0.00	(59,167.61)	(59,167.61)	4,278,918.00	4,219,750.39
Probation Services	225	57,242.39	0.00	0.00	57,242.39	178,000.00	235,242.39
Court Costs	226	460,658.01	0.00	0.00	460,658.01	676,759.00	1,137,417.01
<b>TOTAL SPECIAL REVENUE FUNDS</b>		<b>3,283,561.71</b>	<b>0.00</b>	<b>-2,053,643.35</b>	<b>1,229,918.36</b>	<b>33,859,109.00</b>	<b>35,089,027.36</b>

**CERTIFICATE OF THE TOTAL AMOUNT FROM ALL SOURCES AVAILABLE FOR EXPENDITURES, AND BALANCES**

Rev. Code, Sec. 5705.36

Office of City of Mansfield, Richland County, Ohio  
Mansfield, Ohio, January 17, 2011

To the County Auditor of said County:

The following is the total amount from all sources available for expenditures from each fund set up in the tax budget, with the balances that exist at the end of the fiscal year, December 31st, 2010

FUND TYPE/ CLASSIFICATIONS	FUND NUMBER	CASH BALANCE AS OF 12/31/2010*	ENCUMBRANCES AS OF 12/31/2010	ADVANCES NOT REPAID	CARRYOVER BALANCE AVAILABLE FOR APPROPRIATION	TOTAL AMOUNT FROM ALL SOURCES AVAILABLE FOR EXPENDITURES	TOTAL AMOUNT AVAILABLE PLUS BALANCES
<i>DEBT SERVICE FUNDS</i>							
General Obligation Debt Service	301	201,045.85	0.00	0.00	201,045.85	1,399,149.00	1,600,194.85
					0.00		0.00
<b>TOTAL DEBT SERVICE FUNDS</b>		<b>201,045.85</b>	<b>0.00</b>	<b>0.00</b>	<b>201,045.85</b>	<b>1,399,149.00</b>	<b>1,600,194.85</b>
<i>CAPITAL PROJECT FUNDS</i>							
Street Resurfacing	404	2,266,029.15	0.00	0.00	2,266,029.15	3,214,286.00	5,480,315.15
Issue II	409	0.00	0.00	0.00	0.00	1,368,314.00	1,368,314.00
Section 108	411	0.00	0.00	0.00	0.00	0.00	0.00
Reid Industrial Park Project	417	550,851.51	0.00	0.00	550,851.51	814,631.00	1,365,482.51
<b>TOTAL CAPITAL PROJECTS FUNDS</b>		<b>2,816,880.66</b>	<b>0.00</b>	<b>0.00</b>	<b>2,816,880.66</b>	<b>5,397,231.00</b>	<b>8,214,111.66</b>
<b>TOTAL GOVERNMENTAL FUNDS</b>		<b>4,670,674.83</b>	<b>0.00</b>	<b>0.00</b>	<b>4,670,674.83</b>	<b>51,192,438.00</b>	<b>55,863,112.83</b>

**CERTIFICATE OF THE TOTAL AMOUNT FROM ALL SOURCES AVAILABLE FOR EXPENDITURES, AND BALANCES**

Rev. Code, Sec. 5705.36

Office of City of Mansfield, Richland County, Ohio  
Mansfield, Ohio, January 17, 2011

To the County Auditor of said County:

The following is the total amount from all sources available for expenditures from each fund set up in the tax budget, with the balances that exist at the end of the fiscal year, December 31st, 2010

FUND TYPE/ CLASSIFICATIONS	FUND NUMBER	CASH BALANCE AS OF 12/31/2010*	ENCUMBRANCES AS OF 12/31/2010	ADVANCES NOT REPAID	CARRYOVER BALANCE AVAILABLE FOR APPROPRIATION	TOTAL AMOUNT FROM ALL SOURCES AVAILABLE FOR EXPENDITURES	TOTAL AMOUNT AVAILABLE PLUS BALANCES
<b>PROPRIETARY FUND TYPE</b>							
<i>ENTERPRISE FUNDS</i>							
Water Operating	502	3,854,351.03	0.00	0.00	3,854,251.03	7,390,300.00	11,244,551.03
Sewer Operating	503	6,386,571.03	0.00	0.00	6,386,571.03	7,642,681.00	14,029,252.03
Airport Operating	504	0.00	0.00	0.00	0.00	469,835.00	469,835.00
					0.00		0.00
<b>TOTAL ENTERPRISE FUNDS</b>		<b>10,240,922.06</b>	<b>0.00</b>	<b>0.00</b>	<b>10,240,822.06</b>	<b>15,502,816.00</b>	<b>25,743,638.06</b>

FUND TYPE/ CLASSIFICATIONS	FUND NUMBER	CASH BALANCE AS OF 12/31/2010*	ENCUMBRANCES AS OF 12/31/2010	ADVANCES NOT REPAID	CARRYOVER BALANCE AVAILABLE FOR APPROPRIATION	TOTAL AMOUNT FROM ALL SOURCES AVAILABLE FOR EXPENDITURES	TOTAL AMOUNT AVAILABLE PLUS BALANCES
<i>INTERNAL SERVICE FUNDS</i>							
Repair Garage	601	0.00	0.00	0.00	0.00	1,378,795.00	1,378,795.00
Information Technology	602	0.00	0.00	0.00	0.00	682,701.00	682,701.00
Utility Collections	603	0.00	0.00	0.00	0.00	1,732,951.00	1,732,951.00
Health Insurance	606	0.00	0.00	0.00	0.00	5,803,057.00	5,803,057.00
OML Self Insurance	607	0.00	0.00	0.00	0.00	500,000.00	500,000.00
Workers Compensation	608	99,202.84	0.00	0.00	99,202.84	745,000.00	844,202.84
Benefits	609	0.00	0.00	0.00	0.00	0.00	0.00
<b>TOTAL INTERNAL SERVICE FUNDS</b>		<b>99,202.84</b>	<b>0.00</b>	<b>0.00</b>	<b>99,202.84</b>	<b>10,842,504.00</b>	<b>10,941,706.84</b>

<b>TOTAL PROPRIETARY FUND</b>		<b>10,340,124.90</b>	<b>0.00</b>	<b>0.00</b>	<b>10,340,024.90</b>	<b>26,345,320.00</b>	<b>36,685,344.90</b>
-------------------------------	--	----------------------	-------------	-------------	----------------------	----------------------	----------------------

**CERTIFICATE OF THE TOTAL AMOUNT FROM ALL SOURCES AVAILABLE FOR EXPENDITURES, AND BALANCES**

Rev. Code, Sec. 5705.36

Office of City of Mansfield, Richland County, Ohio  
Mansfield, Ohio, January 17, 2011

To the County Auditor of said County:

The following is the total amount from all sources available for expenditures from each fund set up in the tax budget, with the balances that exist at the end of the fiscal year, December 31st, 2010

FUND TYPE/ CLASSIFICATIONS	FUND NUMBER	CASH BALANCE AS OF 12/31/2010*	ENCUMBRANCES AS OF 12/31/2010	ADVANCES NOT REPAID	CARRYOVER BALANCE AVAILABLE FOR APPROPRIATION	TOTAL AMOUNT FROM ALL SOURCES AVAILABLE FOR EXPENDITURES	TOTAL AMOUNT AVAILABLE PLUS BALANCES
<b>FUDICIARY FUND TYPE</b>							
Sub-Division	702	38,293.43	0.00	0.00	38,293.43	0.00	38,293.43
Unclaimed Money	703	95,624.54	0.00	0.00	95,624.54	15,000.00	110,624.54
Adopt-A-Park	707	4,287.91	0.00	0.00	4,287.91	1,000.00	5,287.91
Safety Town	708	4,405.07	0.00	0.00	4,405.07	10,123.00	14,528.07
Shade Tree	710	7.40	0.00	0.00	7.40	0.00	7.40
Income Tax	801	195,065.74	0.00	0.00	195,065.74	22,500,000.00	22,695,065.74
OSP Fines	802	4,900.15	0.00	0.00	4,900.15	67,000.00	71,900.15
Sewer & Street Opening	803	20,687.21	0.00	0.00	20,687.21	3,000.00	23,687.21
Building Security	805	55,390.56	0.00	0.00	55,390.56	25,000.00	80,390.56
Transient Occupancy	808	0.00	0.00	0.00	0.00	200,000.00	200,000.00
Board of Building Standards	811	467.48	0.00	0.00	467.48	1,700.00	2,167.48
Utility Deposits	812	0.00	0.00	0.00	0.00	250.00	250.00
<b>TOTAL TRUST &amp; AGENCY FUNDS</b>		<b>419,129.49</b>	<b>0.00</b>	<b>0.00</b>	<b>419,129.49</b>	<b>22,823,073.00</b>	<b>23,242,202.49</b>
<b>TOTAL FUDICIARY FUND</b>		<b>419,129.49</b>	<b>0.00</b>	<b>0.00</b>	<b>419,129.49</b>	<b>22,823,073.00</b>	<b>23,242,202.49</b>
<b>TOTAL ALL FUNDS</b>		<b>15,429,929.22</b>	<b>0.00</b>	<b>0.00</b>	<b>15,429,829.22</b>	<b>100,360,831.00</b>	<b>115,790,660.22</b>

\* NOTE: Certain restricted items (petty cash, cash with fiscal agent and internal bond investment) are not available for appropriation. Therefore these items are not included in the ending cash balance.

## **Investments**

The investment portfolio consists of public funds high yield savings accounts, Star Ohio, securities, and certificates of deposit. The investments reflect all of the cash in the budget. The cash necessary for day-to-day operations is kept in the most liquid form available (checking, savings, etc.). When an excess of cash is not being used for current operations, we invest that money in the highest yielding instrument available while considering the current liquidity needs. As of December 31, 2010, the City had \$3,352,129 (23%) in liquid cash accounts and \$11,500,230 (77%) in securities and/or certificates of deposit.

The next page shows the City's Month End Investment Portfolio for December 31, 2010. Each investment portfolio represents a "snap shot" in time and does not show cash flow during the period.

The City earned \$434,738 in interest during 2010. In the General Fund interest earnings were at 89.62% (\$178,317) of the estimate (\$198,956).

**City of Mansfield, Ohio**  
**Consolidated Investment Portfolio**  
**As of December 31, 2010**

**CASH  
ACCOUNTS**

<u>PAR</u>	<u>TYPE</u>	<u>MATURITY DATE</u>	<u>SETTLE DATE</u>	<u>ORIGINAL PRINCIPAL*</u>	<u>PURCHASE YLD</u>	<u>DAYS TO MATURITY</u>
\$ 80,216.26	STAR OHIO RICHLAND	01/01/11	12/31/10	\$ 80,216.26	0.12%	1
3,271,912.72	BANK PFX	01/01/11	12/31/10	3,271,912.72	0.17%	1

**SECURITIES**

<u>PAR</u>	<u>TYPE</u>	<u>MATURITY DATE</u>	<u>SETTLE DATE</u>	<u>ORIGINAL PRINCIPAL*</u>	<u>PURCHASE YLD</u>	<u>DAYS TO MATURITY</u>
500,000.00	CDARS	01/06/11	12/06/10	500,000.00	0.250%	6
1,000,000.00	CDARS	01/13/11	07/15/10	1,000,000.00	0.400%	13
1,000,000.00	CDARS	04/14/11	10/14/10	1,000,000.00	0.350%	104
1,000,000.00	CD	04/15/11	04/15/09	1,000,000.00	2.500%	105
1,500,000.00	CDARS	05/11/11	11/04/10	1,500,000.00	0.350%	131
1,000,000.00	CDARS	05/19/11	11/17/10	1,000,000.00	0.400%	139
500,000.00	CDARS	06/09/11	12/06/10	500,000.00	0.350%	160
1,000,229.82	CDARS	08/11/11	08/11/10	1,000,229.82	0.600%	223
1,000,000.00	CDARS	10/13/11	10/14/10	1,000,000.00	0.550%	286
2,000,000.00	CDARS	11/03/11	11/03/10	2,000,000.00	0.550%	307
1,000,000.00	CDARS	11/23/12	11/23/10	1,000,000.00	0.750%	693

<u>TOTALS</u>	<u>PAR</u>	<u>ORIGINAL PRINCIPAL</u>	<u>WTD MATURITY</u>	<u>WTD YIELD</u>
CASH ACCOUNTS	\$ 3,352,128.98	\$ 3,352,128.98	1	0.17%
SECURITIES	<u>11,500,229.82</u>	<u>11,500,229.82</u>	214	0.65%
TOTAL	\$ 14,852,358.80	\$ 14,852,358.80		

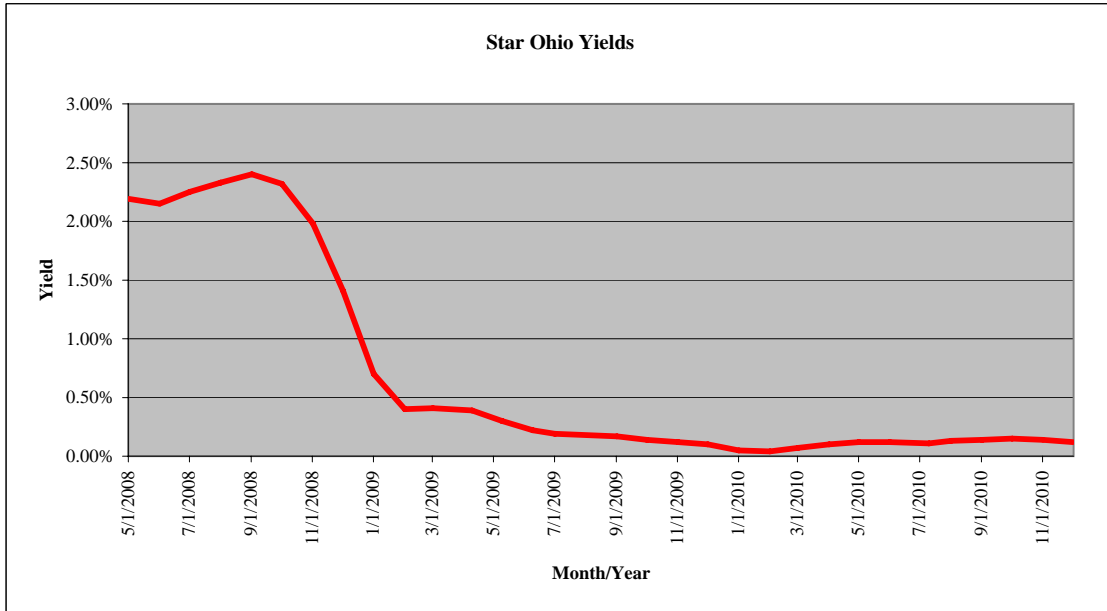
\* Does not include accrued interest, if any, paid at time of purchase.



**City of Mansfield, Ohio**  
**Investment Portfolio Analysis**  
**2006 - 2010**

Year	Cash Accounts	Percentage	Securities/CD's	Percentage	Total Investments
2006	\$ 7,107,776.83	29.96%	\$ 16,615,213.90	70.04%	\$ 23,722,990.73
2007	\$ 9,816,719.71	49.62%	\$ 9,966,818.61	50.38%	\$ 19,783,538.32
2008	\$ 2,035,781.03	12.71%	\$ 13,985,208.05	87.29%	\$ 16,020,989.08
2009	\$ 3,132,919.69	28.17%	\$ 7,988,360.00	71.83%	\$ 11,121,279.69
2010	\$ 3,352,128.98	22.57%	\$ 11,500,229.82	77.43%	\$ 14,852,358.80

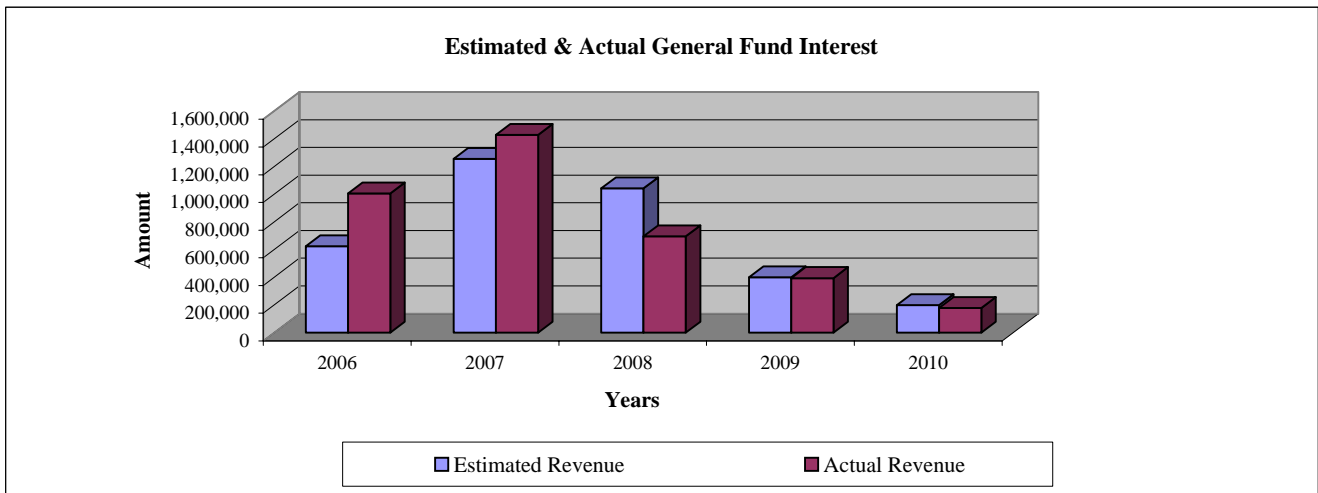
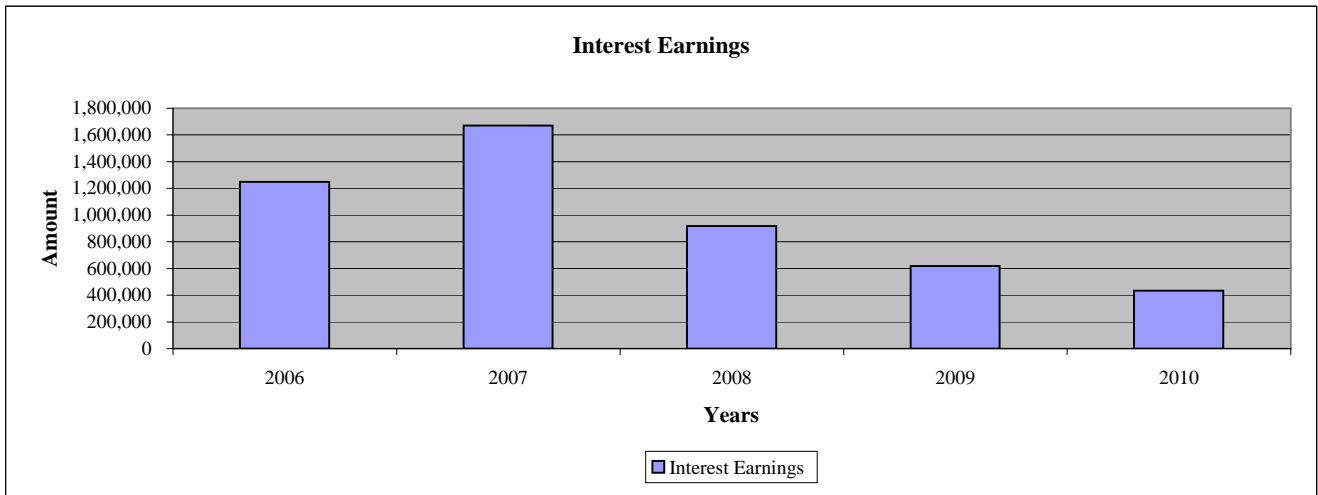
**City of Mansfield, Ohio  
Star Ohio Average Monthly Yields  
As of December 31, 2010**



Average Monthly Yields							
2007		2008		2009		2010	
January	5.16%	January	4.25%	January	0.70%	January	0.05%
February	5.16%	February	3.61%	February	0.40%	February	0.04%
March	5.17%	March	2.98%	March	0.41%	March	0.07%
April	5.18%	April	2.46%	April	0.39%	April	0.10%
May	5.17%	May	2.19%	May	0.30%	May	0.12%
June	5.17%	June	2.15%	June	0.22%	June	0.12%
July	5.18%	July	2.25%	July	0.19%	July	0.11%
August	5.17%	August	2.33%	August	0.18%	August	0.13%
September	5.10%	September	2.40%	September	0.17%	September	0.14%
October	4.92%	October	2.32%	October	0.14%	October	0.15%
November	4.67%	November	1.98%	November	0.12%	November	0.14%
December	4.53%	December	1.41%	December	0.10%	December	0.12%

**City of Mansfield, Ohio  
Interest Earnings (2006 - 2010)  
As of December 31, 2010**

Source	2006	2007	2008	2009	2010
General Fund	\$ 1,006,482.30	\$ 1,429,261.23	\$ 696,252.39	\$ 394,455.45	\$ 178,316.68
Street Construction	18,455.85	16,269.85	6,297.21	170.76	-
State Highway	1,471.57	2,801.73	1,579.89	469.92	-
Law Enforcement	4,464.51	4,285.99	1,126.74	50.12	-
Industrial Development	12,788.91	11,264.70	12,940.04	10,243.21	12,384.19
Local Law Enforcement	22,797.09	28,393.69	4,603.38	443.72	-
Section 108 Improvement	3,995.94	4,198.98	3,357.07	31.44	1.41
Income Tax	178,291.51	173,264.34	192,677.29	213,685.07	244,035.84
<b>TOTAL</b>	<u><u>\$ 1,248,747.68</u></u>	<u><u>\$ 1,669,740.51</u></u>	<u><u>\$ 918,834.01</u></u>	<u><u>\$ 619,549.69</u></u>	<u><u>\$ 434,738.12</u></u>



## **Income Tax Activity**

Income Tax collections (including penalty, interest and court costs) totaled \$23,134,948 in 2010. This is \$241,404 (1%) more than 2009 collections. Actual revenue in the Income Tax Holding Fund was 100.83% of estimated revenue.

The City issued \$518,905 in income tax refunds during 2010. This total is 59% less than the amount of refunds issued last year. As of December 31, 2010 the City owed \$100,112 in pending income tax refunds.

Collections from the City's top 50 withholding accounts were down 3.54% from last year's collections. Thirty-five of the City's top 50 employers reported a decrease in taxable wages when comparing 2009 to 2010.

**City of Mansfield, Ohio**  
**Income Tax Receipt Total Comparisons for 2009 / 2010**  
**As of December 31, 2010**

<u>DEPOSIT DATE</u>	<u>INDIVIDUAL DEPOSIT</u>	<u>NET-PROFIT DEPOSIT</u>	<u>WITHHOLDING DEPOSIT</u>	<u>TOTAL - ALL DEPOSIT</u>	<u>PERCENTAGE INC(+)/DEC(-)</u>
January-10	\$ 70,433.67	\$ 111,465.58	\$ 1,755,375.33	\$ 1,937,274.58	-5
January-09	75,505.38	130,044.94	1,838,067.52	2,043,617.84	
February-10	\$ 116,964.11	\$ 58,711.33	\$ 1,481,347.21	\$ 1,657,022.65	-9
February-09	126,551.08	93,927.67	1,603,704.10	1,824,182.85	
March-10	\$ 205,377.07	\$ 258,178.84	\$ 1,469,036.48	\$ 1,932,592.39	0
March-09	188,666.75	181,296.35	1,562,628.53	1,932,591.63	
April-10	\$ 622,261.82	\$ 698,394.75	\$ 1,362,467.40	\$ 2,683,123.97	-12
April-09	654,135.48	924,399.53	1,457,246.35	3,035,781.36	
May-10	\$ 42,001.98	\$ 46,187.97	\$ 1,718,382.16	\$ 1,806,572.11	18
May-09	53,645.24	60,616.96	1,421,387.56	1,535,649.76	
June-10	\$ 69,293.55	\$ 500,842.61	\$ 1,454,768.76	\$ 2,024,904.92	-2
June-09	60,027.56	373,182.45	1,623,954.56	2,057,164.57	
July-10	\$ 61,992.93	\$ 147,417.99	\$ 1,565,539.16	\$ 1,774,950.08	16
July-09	58,610.12	70,234.00	1,394,766.11	1,523,610.23	
August-10	\$ 52,967.53	\$ 81,393.57	\$ 1,743,767.32	\$ 1,878,128.42	2
August-09	53,672.06	59,087.46	1,731,313.23	1,844,072.75	
September-10	\$ 67,233.11	\$ 495,658.96	\$ 1,238,271.31	\$ 1,801,163.38	-6
September-09	59,353.90	496,571.68	1,359,989.31	1,915,914.89	
October-10	\$ 78,642.13	\$ 164,470.81	\$ 1,467,438.11	\$ 1,710,551.05	10
October-09	70,297.81	97,767.55	1,382,340.44	1,550,405.80	
November-10	\$ 43,103.12	\$ 222,073.15	\$ 1,698,025.66	\$ 1,963,201.93	10
November-09	46,426.41	37,328.99	1,701,310.60	1,785,066.00	
December-10	\$ 52,880.55	\$ 499,681.33	\$ 1,412,901.00	\$ 1,965,462.88	7
December-09	59,275.59	365,539.52	1,420,671.09	1,845,486.20	
2010	\$ 1,483,151.57	\$ 3,284,476.89	\$ 18,367,319.90	\$ 23,134,948.36	1
2009	1,506,167.38	2,889,997.10	18,497,379.40	22,893,543.88	

**City of Mansfield, Ohio**  
**Monthly Income Tax Collections (Including Penalty and Interest)**  
**Tax Years 2006 - 2010**

Month	2006	2007	2008	2009	2010
January	\$ 2,382,213.29	\$ 2,419,158.04	\$ 1,938,471.69	\$ 2,043,617.84	\$ 1,937,274.58
February	1,867,382.94	1,872,262.03	1,915,954.09	1,824,182.85	1,657,022.65
March	1,805,521.91	1,962,429.87	2,090,312.90	1,932,591.63	1,932,592.39
<b>1st Qtr Totals</b>	<b>\$ 6,055,118.14</b>	<b>\$ 6,253,849.94</b>	<b>\$ 5,944,738.68</b>	<b>\$ 5,800,392.32</b>	<b>\$ 5,526,889.62</b>
April	\$ 3,343,960.58	\$ 3,646,458.63	\$ 3,341,267.82	\$ 3,035,781.36	\$ 2,683,123.97
May	2,003,836.37	1,615,337.71	1,721,486.95	1,535,649.76	1,806,572.11
June	1,597,545.78	2,098,253.03	2,173,640.18	2,057,164.57	2,024,904.92
<b>2nd Qtr Totals</b>	<b>\$ 6,945,342.73</b>	<b>\$ 7,360,049.37</b>	<b>\$ 7,236,394.95</b>	<b>\$ 6,628,595.69</b>	<b>\$ 6,514,601.00</b>
July	\$ 2,190,783.21	\$ 2,047,101.40	\$ 1,736,828.64	\$ 1,523,610.23	\$ 1,774,950.08
August	1,649,675.59	1,666,298.64	1,807,539.25	1,844,072.75	1,878,128.42
September	2,073,130.13	2,234,649.80	2,612,038.59	1,915,914.89	1,801,163.38
<b>3rd Qtr Totals</b>	<b>\$ 5,913,588.93</b>	<b>\$ 5,948,049.84</b>	<b>\$ 6,156,406.48</b>	<b>\$ 5,283,597.87</b>	<b>\$ 5,454,241.88</b>
October	\$ 1,905,639.13	\$ 2,042,558.81	\$ 1,679,699.29	\$ 1,550,405.80	\$ 1,710,551.05
November	1,887,425.33	1,666,249.35	1,915,013.75	1,785,066.00	1,963,201.93
December	1,879,305.00	2,681,489.71	2,168,150.76	1,914,870.49	1,965,462.88
<b>4th Qtr Totals</b>	<b>\$ 5,672,369.46</b>	<b>\$ 6,390,297.87</b>	<b>\$ 5,762,863.80</b>	<b>\$ 5,250,342.29</b>	<b>\$ 5,639,215.86</b>
<b>YTD TOTALS</b>	<b>\$ 24,586,419.26</b>	<b>\$ 25,952,247.02</b>	<b>\$ 25,100,403.91</b>	<b>\$ 22,962,928.17</b>	<b>\$ 23,134,948.36</b>

**City of Mansfield, Ohio**  
**Income Tax Collections for Current & Delinquent Tax Years**  
**Collected in 2010**

Year	Tax	Penalty	Interest	Court Fees	Total
1992	(20.03)	20.03	0.00	0.00	0.00
1994	320.26	7.92	7.92	0.00	336.10
1995	93.90	0.00	0.00	20.00	113.90
1996	558.28	144.71	544.85	0.00	1,247.84
1997	566.48	94.05	456.88	25.00	1,142.41
1998	1,607.40	419.56	934.35	199.00	3,160.31
1999	1,097.09	378.32	821.73	151.00	2,448.14
2000	1,678.74	365.69	808.98	247.00	3,100.41
2001	3,510.04	1,204.10	1,486.91	200.00	6,401.05
2002	4,220.58	978.92	1,288.11	41.00	6,528.61
2003	(3,508.31)	1,732.15	2,128.90	262.00	614.74
2004	29,020.57	2,282.06	1,973.26	354.00	33,629.89
2005	17,028.35	5,132.74	4,165.11	472.00	26,798.20
2006	184,662.27	9,179.76	46,218.61	0.00	240,060.64
2007	144,090.63	20,338.45	18,427.22	0.00	182,856.30
2008	264,459.42	38,947.69	22,008.93	0.00	325,416.04
2009	3,092,185.18	37,877.21	12,533.01	0.00	3,142,595.40
2010	19,147,370.67	10,197.60	930.11	0.00	19,158,498.38
<b>TOTAL</b>	<b>\$ 22,888,941.52</b>	<b>\$ 129,300.96</b>	<b>\$ 114,734.88</b>	<b>\$ 1,971.00</b>	<b>\$ 23,134,948.36</b>
January	\$ 1,926,113.02	\$ 8,126.28	\$ 2,819.28	\$ 216.00	\$ 1,937,274.58
February	1,636,806.82	14,142.48	5,617.35	456.00	1,657,022.65
March	1,917,783.54	10,208.95	4,483.90	116.00	1,932,592.39
April	2,663,395.78	13,893.90	5,665.29	169.00	2,683,123.97
May	1,796,829.17	7,285.05	2,336.89	121.00	1,806,572.11
June	1,998,175.65	13,174.05	13,504.22	51.00	2,024,904.92
July	1,755,616.39	8,683.16	10,497.53	153.00	1,774,950.08
August	1,866,507.26	8,362.64	3,234.52	24.00	1,878,128.42
September	1,779,650.60	12,103.92	9,269.86	139.00	1,801,163.38
October	1,694,336.91	9,899.33	6,106.81	208.00	1,710,551.05
November	1,907,251.63	10,590.66	45,234.64	125.00	1,963,201.93
December	1,946,474.75	12,830.54	5,964.59	193.00	1,965,462.88
<b>TOTALS</b>	<b>\$ 22,888,941.52</b>	<b>\$ 129,300.96</b>	<b>\$ 114,734.88</b>	<b>\$ 1,971.00</b>	<b>\$ 23,134,948.36</b>

**City of Mansfield, Ohio**  
**Income Tax Collection Comparisons (2006 - 2010)**  
**Withholding Tax, Net Profit Tax, & Individual Tax**

**Withholding Taxes**

Year	2006	2007	2008	2009	2010
1st Quarter Collections	\$ 5,243,881.78	\$ 5,328,961.65	\$ 5,020,813.28	\$ 5,004,400.15	\$ 4,705,759.02
2nd Quarter Collections	4,700,819.11	4,725,948.28	4,797,856.36	4,502,588.47	4,535,618.32
3rd Quarter Collections	5,200,807.14	5,101,314.52	5,094,300.13	4,486,068.65	4,547,577.79
4th Quarter Collections	4,707,900.15	5,177,572.36	4,705,221.70	4,539,976.27	4,578,364.77
Pending Refunds	0.00	0.00	0.00	0.00	(1,157.23)
Total	<u>\$ 19,853,408.18</u>	<u>\$ 20,333,796.81</u>	<u>\$ 19,618,191.47</u>	<u>\$ 18,533,033.54</u>	<u>\$ 18,366,162.67</u>

**Net Profit Taxes**

Year	2006	2007	2008	2009	2010
1st Quarter Collections	\$ 452,870.55	\$ 531,055.69	\$ 534,322.20	\$ 405,268.96	\$ 428,355.75
2nd Quarter Collections	1,422,643.79	1,791,678.98	1,615,976.22	1,357,411.94	1,245,425.33
3rd Quarter Collections	557,755.26	684,353.70	883,970.83	625,893.14	724,470.52
4th Quarter Collections	780,988.00	1,022,863.55	850,701.89	525,233.62	886,225.29
Pending Refunds	0.00	0.00	0.00	0.00	(97,423.83)
Total	<u>\$ 3,214,257.60</u>	<u>\$ 4,029,951.92</u>	<u>\$ 3,884,971.14</u>	<u>\$ 2,913,807.66</u>	<u>\$ 3,187,053.06</u>

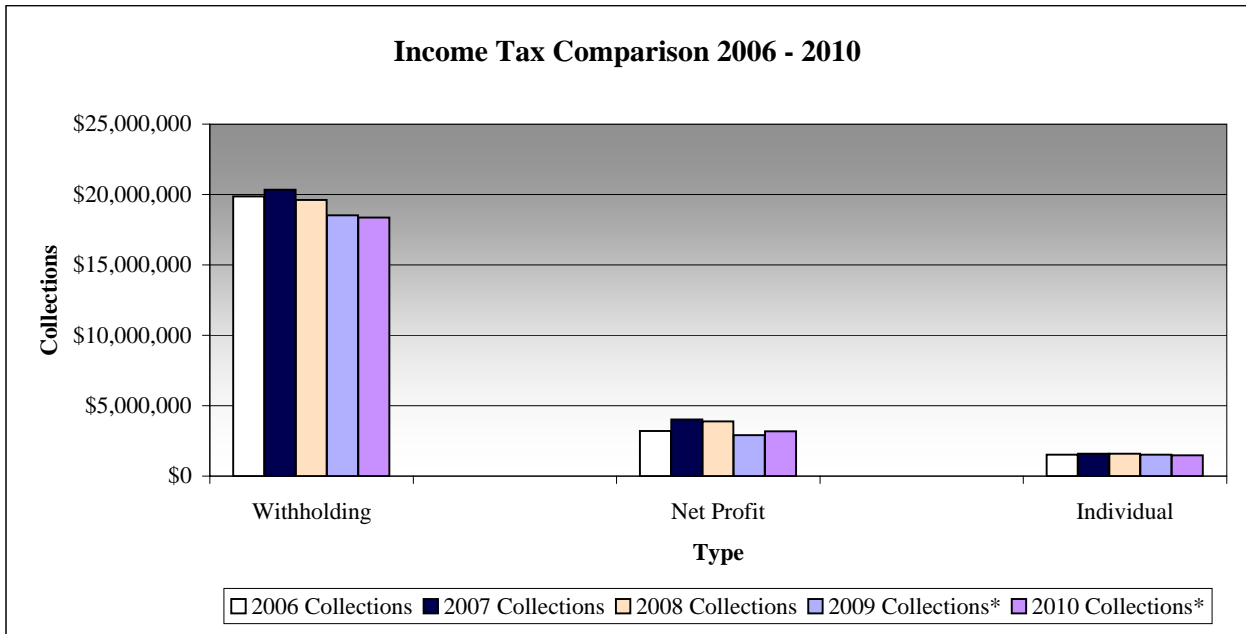
**Individual Taxes**

Year	2006	2007	2008	2009	2010
1st Quarter Collections	\$ 358,365.81	\$ 393,832.60	\$ 389,603.20	\$ 390,723.21	\$ 392,774.85
2nd Quarter Collections	821,879.83	842,422.11	822,562.37	768,595.28	733,557.35
3rd Quarter Collections	155,026.53	162,681.62	178,135.52	171,636.08	182,193.57
4th Quarter Collections	183,481.31	189,861.96	206,940.21	185,132.40	174,625.80
Pending Refunds	0.00	0.00	0.00	0.00	(1,530.67)
Total	<u>\$ 1,518,753.48</u>	<u>\$ 1,588,798.29</u>	<u>\$ 1,597,241.30</u>	<u>\$ 1,516,086.97</u>	<u>\$ 1,481,620.90</u>



**City of Mansfield, Ohio**  
**Income Tax Collection Comparisons (2006 - 2010)**  
**Withholding Tax, Net Profit Tax, & Individual Tax**

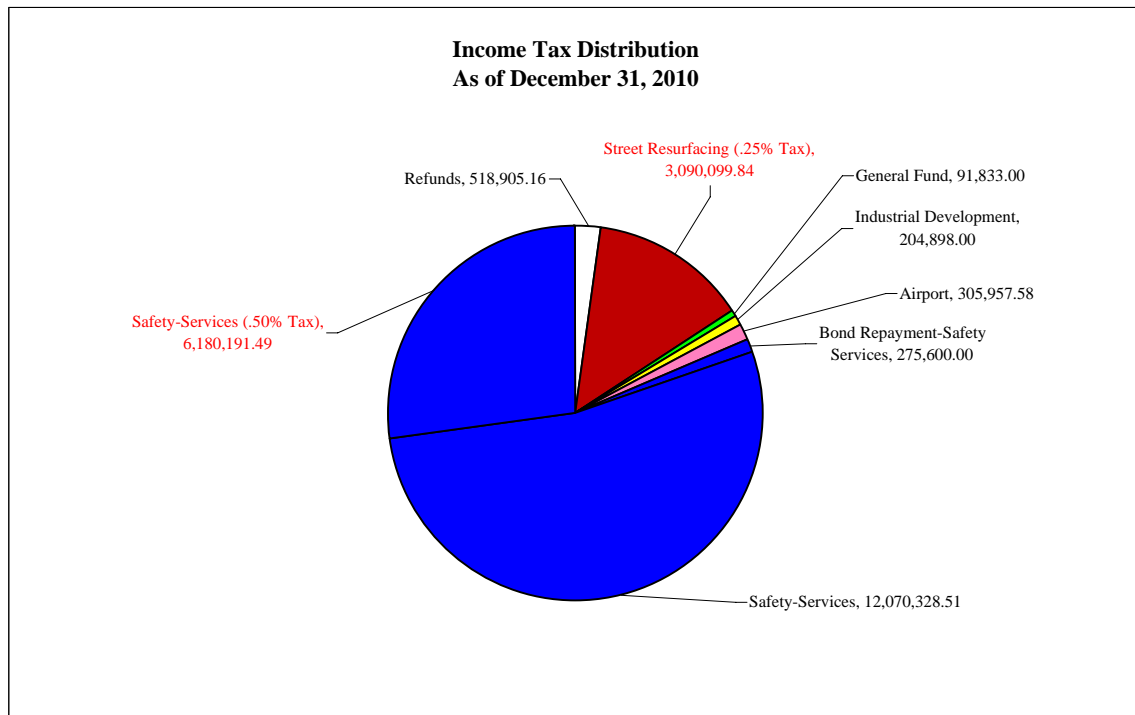
Type	2006 Collections	2007 Collections	2008 Collections	2009 Collections*	2010 Collections*
Withholding	\$ 19,853,408	\$ 20,333,797	\$ 19,618,191	\$ 18,533,034	\$ 18,366,163
Net Profit	3,214,258	4,029,952	3,884,971	2,913,368	3,187,053
Individual	1,518,753	1,588,798	1,597,241	1,514,795	1,481,621
<b>TOTAL</b>	<b>\$ 24,586,419</b>	<b>\$ 25,952,547</b>	<b>\$ 25,100,403</b>	<b>\$ 22,961,197</b>	<b>\$ 23,034,837</b>



\*Collections include pending refunds as of December 31st.

**City of Mansfield, Ohio  
Income Tax Distribution  
As of December 31, 2010**

Type of Distribution	2010		2009	
	Amount	Percentage	Amount	Percentage
Refunds	518,905.16	2.28%	1,257,323.40	5.54%
Street Resurfacing (.25% Tax)	3,090,099.84	13.59%	3,083,308.71	13.58%
General Fund	91,833.00	0.40%	91,833.00	0.40%
Street Construction	0.00	0.00%	42,208.00	0.19%
Industrial Development	204,898.00	0.90%	240,000.00	1.06%
Airport	305,957.58	1.35%	297,220.00	1.31%
Bond Repayment-Safety Services	275,600.00	1.21%	280,670.00	1.24%
Safety-Services	12,070,328.51	53.08%	11,241,298.11	49.52%
Safety-Services (.50% Tax)	6,180,191.49	27.18%	6,166,138.78	27.16%
<b>TOTAL</b>	<b>22,737,813.58</b>	<b>100.00%</b>	<b>22,700,000.00</b>	<b>100.00%</b>



**City of Mansfield, Ohio**  
**Top 50 Withholding Accounts of 2010**  
**(Compared to 2009)**

Rank	Amount Paid in 2010	Amount Paid in 2009	Percentage Inc/(Dec)
1	\$ 1,434,242	\$ 1,460,849	-1.82%
2	1,032,882	1,065,900	-3.10%
3	725,392	736,239	-1.47%
4	543,692	568,618	-4.38%
5	467,484	498,678	-6.26%
6	460,848	423,830	8.73%
7	445,090	493,879	-9.88%
8	436,690	358,432	21.83%
9	428,300	394,788	8.49%
10	283,648	273,831	3.59%
11	269,560	232,559	15.91%
12	252,841	267,769	-5.58%
13	241,824	282,799	-14.49%
14	217,549	243,602	-10.69%
15	209,670	266,886	-21.44%
16	182,218	168,078	8.41%
17	166,238	202,543	-17.92%
18	140,607	154,210	-8.82%
19	139,212	139,235	-0.02%
20	137,773	154,072	-10.58%
21	136,178	140,398	-3.01%
22	134,204	174,200	-22.96%
23	103,546	115,445	-10.31%
24	102,475	74,334	37.86%
25	98,599	119,803	-17.70%
26	98,376	118,478	-16.97%
27	84,623	94,774	-10.71%
28	84,558	78,364	7.90%
29	75,408	71,283	5.79%
30	74,428	48,243	54.28%
31	73,745	80,589	-8.49%
32	70,089	68,951	1.65%
33	65,557	87,286	-24.89%
34	63,744	57,498	10.86%
35	62,747	59,044	6.27%
36	58,564	66,726	-12.23%
37	57,828	91,438	-36.76%
38	55,649	62,536	-11.01%

**City of Mansfield, Ohio**  
**Top 50 Withholding Accounts of 2010**  
**(Compared to 2009)**

Rank	Amount Paid in 2010	Amount Paid in 2009	Percentage Inc/(Dec)
39	54,440	51,452	5.81%
40	53,078	61,552	-13.77%
41	51,195	61,966	-17.38%
42	50,138	55,055	-8.93%
43	49,928	52,257	-4.46%
44	49,740	54,777	-9.20%
45	48,632	92,444	-47.39%
46	48,402	45,673	5.98%
47	48,067	51,982	-7.53%
48	48,016	50,322	-4.58%
49	47,645	57,705	-17.43%
50	47,402	59,356	-20.14%
TOTALS	<u>\$ 10,312,763</u>	<u>\$ 10,690,727</u>	<u>-3.54%</u>

## **Delinquent Income Tax Collections**

### **Delinquent Collections**

The City collected \$916,912.33 in delinquent taxes, penalty, interest and court costs during 2010. This number represents 3.96% of total collections and is \$215,781.42 more than 2009 delinquent receipts.

A summary of activity for 2009 and 2010 is as follows:

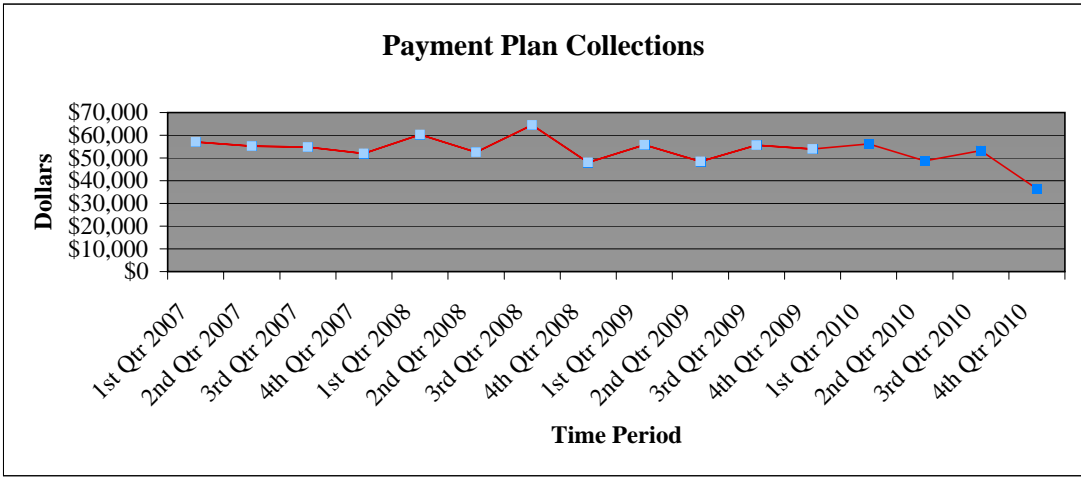
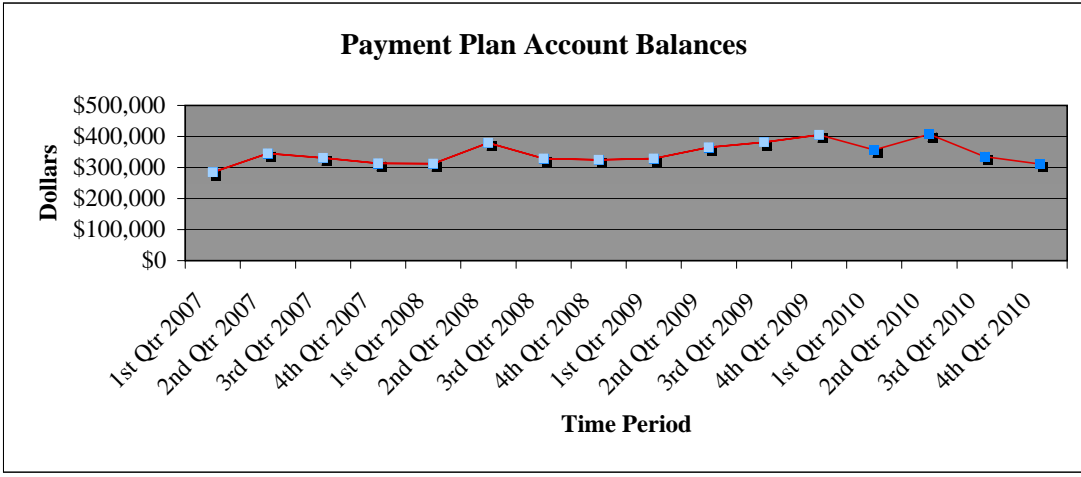
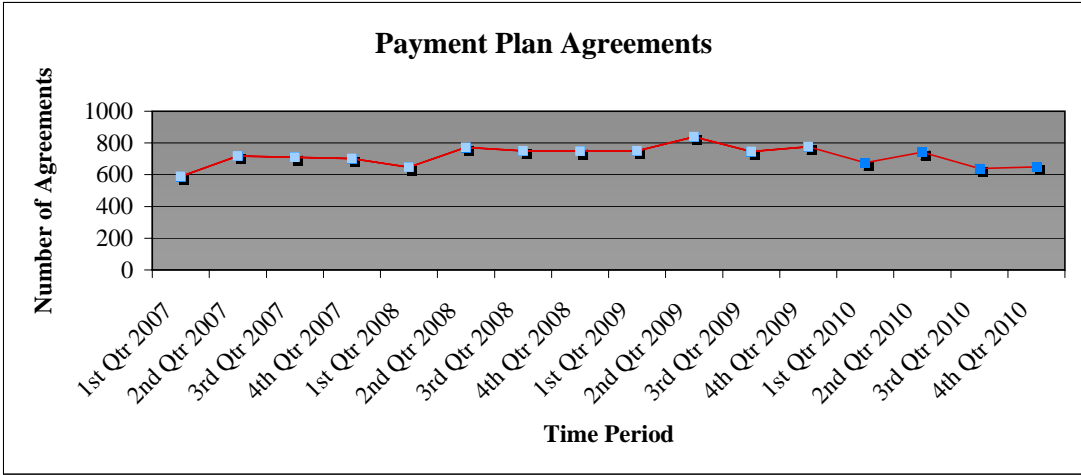
	<u><b>2010</b></u>	<u><b>2009</b></u>
<b>Payment Plans</b>		
Total number of payment plans	650	777
Total number of payment plan delinquencies	293	248
Total amount collected from payment plan activity	\$194,499	\$213,922
<b>Court Activity</b>		
Total number of criminal cases filed	1,367	1,957
Total number of pending court cases	480	505
Total collections from court activity	\$211,190	\$235,086

**City of Mansfield, Ohio**  
**Total Collections & Delinquent Collections (2000 - 2010)**  
**As of December 31, 2010**

<u>YEAR</u>	<u>TOTAL INCOME TAX COLLECTIONS</u>	<u>DELINQUENT INCOME TAX COLLECTIONS</u>	<u>PERCENTAGE OF TOTAL COLLECTIONS</u>
2000	22,779,391.77	1,438,192.53	6.31%
2001	22,679,374.03	948,663.55	4.18%
2002	23,232,422.42	1,218,896.90	5.25%
2003	23,289,855.52	746,589.37	3.21%
2004	22,855,984.07	693,564.19	3.03%
2005	24,229,095.65	668,136.62	2.76%
2006	24,586,419.26	611,973.30	2.49%
2007	25,952,247.02	680,075.10	2.62%
2008	25,100,403.91	613,081.47	2.44%
2009	22,962,928.17	701,130.91	3.05%
2010	23,134,948.36	916,912.33	3.96%

**City of Mansfield, Ohio**  
**Payment Plan History (1st Qtr 2007 - 4th Qtr 2010)**  
**As of December 31, 2010**

	<u>1st Quarter</u>	<u>2nd Quarter</u>	<u>3rd Quarter</u>	<u>4th Quarter</u>
<b>2007</b>				
Quarter Ending	03/31/07	06/30/07	09/30/07	12/31/07
Number of Agreements	588	717	710	701
Total Balance Due	\$ 284,517.10	\$ 344,986.02	\$ 330,962.17	\$ 313,191.06
Delinquent Amount (60 days)	\$ 76,477.12	\$ 89,241.75	\$ 83,979.39	\$ 109,959.82
Quarterly Collections	\$ 57,007.69	\$ 55,193.17	\$ 54,730.75	\$ 51,967.63
<hr/>				
<b>2008</b>				
Quarter Ending	03/31/08	06/30/08	09/30/08	12/31/08
Number of Agreements	648	772	751	747
Total Balance Due	\$ 312,218.01	\$ 379,317.18	\$ 329,059.76	\$ 324,337.56
Delinquent Amount (60 days)	\$ 85,592.47	\$ 90,458.52	\$ 118,356.27	\$ 93,778.39
Quarterly Collections	\$ 60,297.28	\$ 52,578.65	\$ 64,447.70	\$ 48,053.21
<hr/>				
<b>2009</b>				
Quarter Ending	3/31/2009	6/30/2009	9/30/2009	12/31/2009
Number of Agreements	751	839	745	777
Total Balance Due	\$ 328,791.83	\$ 365,396.09	\$ 381,519.65	\$ 405,271.20
Delinquent Amount (60 days)	\$ 108,054.67	\$ 114,737.23	\$ 110,196.80	\$ 105,447.40
Quarterly Collections	\$ 55,788.81	\$ 48,518.67	\$ 55,662.18	\$ 53,953.15
<hr/>				
<b>2010</b>				
Quarter Ending	3/31/2010	6/30/2010	9/30/2010	12/31/2010
Number of Agreements	676	742	639	650
Total Balance Due	\$ 356,627.48	\$ 407,514.73	\$ 335,527.83	\$ 311,521.99
Delinquent Amount (60 days)	\$ 123,517.52	\$ 154,814.64	\$ 117,882.33	\$ 138,745.26
Quarterly Collections	\$ 56,157.53	\$ 48,705.12	\$ 53,179.03	\$ 36,457.38





**City of Mansfield, Ohio**  
**History of Income Tax Court Activity (2006 - 2010)**  
**As of December 31, 2010**

	<u>2006</u>	<u>2007</u>	<u>2008</u>	<u>2009</u>	<u>2010</u>
Criminal Cases Filed During Year	2,814	841	1,588	1,957	1,367
Cases Prosecuted (Cases that actually go to trial)	476	430	250	369	402
Criminal Cases Dismissed With Cost (Taxpayer complied before court)	455	815	721	631	495
Small Claims Cases Filed During Year*	203	173	0	0	0
Judgements Granted	158	110	0	0	0
Total Court Collections	\$ 149,671.98	\$ 149,966.69	\$ 198,260.19	\$ 235,085.73	\$ 211,190.15

\* Small Claims cases were discontinued in 2008. All cases are taken to Criminal Court.

## Inventory

In 2010 the City sold 405 items on Govdeals.com, compared to the 463 items sold in 2009. The City received \$78,675 in online sales, compared to \$72,577 received in 2009.

Types of Items Sold in 2010	
Item	Amount
Aircraft and Aviation Equipment	\$ 1,000.00
Automobiles	7,740.00
Builders Supplies	422.77
Cable TV Equipment and Supplies	436.01
Collectibles	580.50
Communication Equipment	433.99
Computers, Parts and Supplies	1,592.99
Heavy Equipment	30,420.52
Fire and Police Equipment	1,516.00
Furniture	772.51
Jewelry	879.77
Landscaping Equipment	507.00
Lighting and Fixtures	5,098.96
Lumber	300.00
Miscellaneous	1,889.01
Photographic Equipment	937.00
Scrap Metal	359.00
Tools	2,538.52
Traffic Signals	1,050.81
Heavy Duty Trucks	20,200.00
TOTAL	\$ 78,675.36

## **Miscellaneous**

The following reports show the City's sick leave conversion liability as of 12/31/10 for employees upon full retirement and for all employees upon resignation, termination or retirement.

A listing of all employee wages is also included in this section.

**City of Mansfield, Ohio**  
**Sick Leave Conversion For Employees Upon Full Retirement**  
**As of 12/31/10**

---

"Full Retirement is defined as an employee who is eligible for retirement by age, service, or disability requirements of the applicable State Retirement System."

Upon retirement, compensation is made for accrued, unused sick leave. This calculation is 50% or 100% of sick leave balance with some contracts having a maximum of hours that can be converted. The maximum depends on the contract that governs an employee. This amount of sick leave conversion is a liability to the City.

**GENERAL FUND - FUND 101**

**FINANCE DEPARTMENT**

Betty Mills	\$4,932.69
-------------	------------

**MUNICIPAL COURT STAFF**

Fred Brubach	\$12,684.55
Paul Hutchison	\$5,141.00
Dwana Washington	\$593.76
Subtotal Municipal Court	\$18,419.31

**CLERK OF COURT STAFF**

Herscine Adkison	\$4,949.84
Judy Crawford	\$10,255.07
Rebecca Packer	\$5,003.80
Janice Proctor	\$4,454.22
Gary Zeigler	\$12,752.98
Subtotal Clerk of Court	\$37,415.91

**ENGINEERING**

Mary Jill VanHarlingen	\$37,551.78
------------------------	-------------

**CODES & PERMITS**

Bruce Cloes	\$39,165.74
Linda Price	\$39,352.95
Subtotal Codes & Permits	\$78,518.69

**INCOME TAX**

Reatta Cole	\$12,578.79
James Pierce	\$24,307.35
Marsha Scott-Kennedy	\$7,783.02
Subtotal Income Tax	\$44,669.16

<b>TOTAL GENERAL FUND</b>	<b>\$221,507.54</b>
---------------------------	---------------------

**City of Mansfield, Ohio**  
**Sick Leave Conversion For Employees Upon Full Retirement**  
**As of 12/31/10**

---

**STREET DEPARTMENT - FUND 202**

Curlie Lanier	\$23,203.60
<b>TOTAL STREET FUND</b>	<b>\$23,203.60</b>

**COMMUNITY DEVELOPMENT - FUND 207**

Cynthia Baker	\$28,327.58
Christa Pirc	\$280.71
<b>TOTAL COMMUNITY DEVELOPMENT FUND</b>	<b>\$28,608.29</b>

**SAFETY SERVICES - FUND 214**

**POLICE:**

**F.O.P./COMMAND OFFICERS**

Marijan Grogoza	\$28,071.96
Allen Vandayburg	\$30,493.49
John Wendling	\$48,899.62

**F.O.P./PATROL OFFICERS**

Christopher Brunk	\$29,936.95
Cecil Burton	\$63,718.26
John Fuller	\$52,577.09
Ronald Packer Sr	\$15,290.29

**POLICE NON-SWORN/NON-BARGINNING**

Sandra Helsel	\$44,819.63
Jane Ransom	\$6,949.51

	Subtotal Police    \$320,756.80
--	---------------------------------

**FIRE:**

**SWORN/24 HR SHIFT**

Guy Daly	\$47,546.34
Dwight Feldman	\$74,076.35
Michael Goldsmith	\$65,912.23
Donald Gross	\$32,469.34
Jon Heth	\$24,578.29
Daniel Krizan	\$95,238.96

**City of Mansfield, Ohio**  
**Sick Leave Conversion For Employees Upon Full Retirement**  
**As of 12/31/10**

---

Daniel O'Brien	\$91,292.07
Thomas Sqrow	\$35,213.53
Steven Volz	\$56,497.71
Harry Waldman	\$99,081.42
Wesley Welch	\$46,964.09
Donald Yarger	\$94,574.83
Subtotal Fire	\$763,445.16

**TOTAL SAFETY SERVICES FUND** \$1,084,201.96

**WATER OPERATING - FUND 502**

**WATER TREATMENT**

Nick Arron	\$185.33
Theodoros Liavas	\$38,638.49
Daniel Harmon	\$21,998.77
Subtotal Water Treatment	\$60,822.59

**WATER REPAIR**

Jack Vermillion	\$11,391.00
Subtotal Water Repair	\$11,391.00

**TOTAL WATER FUND** \$72,213.59

**SEWER OPERATING - FUND 503**

**WASTEWATER TREATMENT**

Jackie Caldwell	\$13,539.20
Lewis Workman	\$6,005.26
Subtotal Waste Water Treatment	\$19,544.46

**SEWER REPAIR**

Harry Merle	\$9,564.57
Donald Ogle	\$9,906.81
Subtotal Sewer Repair	\$19,471.38

**TOTAL SEWER FUND** \$39,015.84

**City of Mansfield, Ohio**  
**Sick Leave Conversion For Employees Upon Full Retirement**  
**As of 12/31/10**

---

**AIRPORT OPERATING - FUND 504**

Arthur Cheste	\$10,376.26
Mary Russo	\$10,570.46

<b>TOTAL AIRPORT FUND</b>	<u><u>\$20,946.72</u></u>
---------------------------	---------------------------

**REPAIR GARAGE - FUND 601**

Charles Stewart	\$11,082.91
-----------------	-------------

<b>TOTAL REPAIR GARAGE FUND</b>	<u><u>\$11,082.91</u></u>
---------------------------------	---------------------------

**UTILITY COLLECTIONS - FUND 603**

Janet Costello	\$5,127.30
----------------	------------

<b>TOTAL UTILITY COLLECTIONS FUND</b>	<u><u>\$5,127.30</u></u>
---------------------------------------	--------------------------

<b>GRAND TOTAL</b>	<u><u>\$1,505,907.75</u></u>
--------------------	------------------------------

**City of Mansfield, Ohio**  
**Sick Leave Conversion For All Employees Upon Resignation, Termination or Retirement**  
**As of 12/31/10**

---

These calculations include the compensation for employees eligible for full retirement, plus those employees who are eligible for sick leave conversion upon resignation or termination.

Upon resignation or termination an employee with eight (8) or more years of service with the City shall be compensated for accrued, unused sick leave. The calculation is based on the following formula: 33% of the first two hundred forty hours (240), 25% of hours in excess of two hundred forty (240) but less than nine hundred sixty (960), and 15% of any hours in excess of nine hundred sixty (960).

**GENERAL FUND - FUND 101**

Clerk of Council	\$3,288.46
Mayor's Staff	\$6,952.87
Finance	\$47,064.14
Human Resources	\$3,200.08
Law Director's Staff	\$6,866.97
Municipal Court Staff	\$25,152.74
Clerk of Courts Staff	\$62,401.44
Service/Safety Director and Staff	\$3,954.46
Engineering	\$55,100.73
Codes & Permits	\$81,742.81
Maintenance	\$6,748.68
Income Tax	\$57,591.86
<b>TOTAL GENERAL FUND</b>	<b><u>\$360,065.24</u></b>

**STREET DEPARTMENT - FUND 202** \$34,696.58

**REGIONAL COMMUNITY ADVANCEMENT - FUND 205** \$13,855.67



**City of Mansfield, Ohio**  
**Sick Leave Conversion For All Employees Upon Resignation, Termination or Retirement**  
**As of 12/31/10**

---

**COMMUNITY DEVELOPMENT - FUND 207** \$48,797.52

**SAFETY SERVICES - FUND 214**

F.O.P./Patrol Officers	\$320,342.21
F.O.P./Command Officers	\$219,888.52
Police/AFSCME	\$8,828.29
Police Chief/Asst Chief	\$21,233.75
Police: Non-Sworn/Non-Barginning	\$55,889.84
Police Laboratory	\$22,081.66
Parking Meter (Traffic)	\$2,640.31
Communications	\$25,753.51
Fire-Sworn/24 Hr Shift	\$1,386,832.54
Fire-Sworn/8 Hr Shift	\$36,673.89
Fire: Non-Sworn	\$5,382.51
Assistant Chiefs	\$54,220.54
Fire Chief	\$24,700.13

**TOTAL SAFETY SERVICES FUND** \$2,184,467.70

**ECONOMIC DEVELOPMENT - FUND 216** \$9,191.91

**COURT COMPUTERIZATION - FUND 219** \$3,793.45

**COURT COSTS - FUND 226** \$16,870.18

**WATER OPERATING - FUND 502**

**City of Mansfield, Ohio**  
**Sick Leave Conversion For All Employees Upon Resignation, Termination or Retirement**  
**As of 12/31/10**

---

Clearfork Reservoir	\$9,194.63
Water Treatment	\$79,380.53
Water Repair	\$93,698.51
<b>TOTAL WATER FUND</b>	<b>\$182,273.67</b>

**SEWER OPERATING - FUND 503**

Wastewater Treatment	\$70,600.91
Sewer Repair	\$82,066.40
<b>TOTAL SEWER FUND</b>	<b>\$152,667.31</b>

**AIRPORT OPERATING - FUND 504** \$31,623.44

**REPAIR GARAGE - FUND 601** \$26,278.46

**MANAGEMENT INFORMATION SYSTEMS - FUND 602** \$9,724.71

**UTILITY COLLECTIONS - FUND 603**

Meter Personnel	\$14,974.11
Utility Collections	\$11,450.03
<b>TOTAL UTILITY COLLECTIONS FUND</b>	<b>\$26,424.14</b>

**GRAND TOTAL** **\$3,100,729.98**

2010 Wages  
Excluding Separated Employees

EMPLOYEE NAME	ACTUAL GROSS	SALARY AT YEAR END	TITLE	DEPARTMENT
MESSER, PHILIP	202,595.04	86,257.60	DIR SERV/SAFET+	SERVICE-SAFETY DIRECTOR
TAMBASCO, ANTHONY J	109,263.19	76,336.00	FORENS. SCIENT.	POLICE LABORATORY
SMITH, DANIEL F	96,984.94	96,984.94	CLERK OF COURTS	CLERK OF COURT
SGAMBELLONE, DINO P.	88,827.17	80,999.36	CHIEF OF POLIC+	POLICE CHIEF & ASST. CHIEF
VANDAYBURG, ALLEN W	85,601.37	64,559.04	LIEUTENANT	F.O.P. / COMMAND OFFICERS
DESANTO, JAMES L	85,567.96	85,438.08	CITY ENGINEER +	ENGINEERING
HARSCH, JOHN C	83,192.48	80,999.36	CHIEF OF FIRE+	FIRE CHIEF
MARTINCIN, DANIEL W	81,866.23	58,701.76	SERGEANT	F.O.P. / COMMAND OFFICERS
KRIZAN, DANIEL P	81,644.10	58,358.98	FC/NON-EMT	FIRE-SWORN/24 HR SHIFT
CULLIVER, DONALD R	81,586.00	81,585.92	MAYOR	MAYOR
STORTZ, JOY R	81,052.45	58,701.76	SERGEANT	F.O.P. / COMMAND OFFICERS
COMPTON, DAVID M	80,891.75	62,090.50	FC/PARAMEDIC	FIRE-SWORN/24 HR SHIFT
SMITH, TOBIE A	80,693.32	75,556.00	ASST CHIEF POL+	POLICE CHIEF & ASST. CHIEF
BISHOP, JAMES M.	80,448.16	74,655.36	ASST CHIEF FIR+	ASSISTANT FIRE CHIEFS
STRICKLING, STEVEN J	80,448.16	74,655.36	ASST CHIEF FIR+	ASSISTANT FIRE CHIEFS
BOEBEL, JOSEPH P	78,866.98	61,414.08	FC/INTERMEDIATE	FIRE-SWORN/24 HR SHIFT
O'BRIEN, DANIEL E	78,105.80	60,732.67	FC/BASIC	FIRE-SWORN/24 HR SHIFT
SPEELMAN, CHRISTOPHER G.	77,955.36	74,655.36	ASST CHIEF FIR+	ASSISTANT FIRE CHIEFS
WENDLING, JOHN M	77,938.29	64,559.04	LIEUTENANT	F.O.P. / COMMAND OFFICERS
GROGOZA, MARIJAN	77,884.81	71,004.96	CAPTAIN	F.O.P. / COMMAND OFFICERS
BARNHILL, DANIEL L	77,062.31	60,732.67	FC/BASIC	FIRE-SWORN/24 HR SHIFT
FELDMAN, DWIGHT D	76,901.72	60,732.67	FC/BASIC	FIRE-SWORN/24 HR SHIFT
HIGGINS, MICHAEL H	76,752.03	64,559.04	LIEUTENANT	F.O.P. / COMMAND OFFICERS
BOND, SHERMAN A	76,635.65	58,701.76	SERGEANT	F.O.P. / COMMAND OFFICERS
SIEVING, MARK A.	76,510.23	62,090.50	FC/PARAMEDIC	FIRE-SWORN/24 HR SHIFT
REMY, DAVID L.	76,142.00	76,142.04	DIR LAW	LAW DIRECTOR
YARGER, DONALD J	75,755.78	60,732.67	FC/BASIC	FIRE-SWORN/24 HR SHIFT
PORCH, KEITH T	75,273.13	58,701.76	SERGEANT	F.O.P. / COMMAND OFFICERS
DANALS, BRIAN L	74,655.22	61,414.08	FC/INTERMEDIATE	FIRE-SWORN/24 HR SHIFT
BRUCE, DOUGLAS G	74,326.67	62,090.50	FC/PARAMEDIC	FIRE-SWORN/24 HR SHIFT
CAREY, MICHAEL J	74,124.11	57,043.58	SUPR. EQP. / INTMD	FIRE-SWORN/24 HR SHIFT
RIPPEY, GEORGE F	74,077.12	60,732.67	FC/BASIC	FIRE-SWORN/24 HR SHIFT
CARROLL, KENNETH M.	73,722.88	58,701.76	SERGEANT	F.O.P. / COMMAND OFFICERS
METZ, DAVID T	72,957.41	60,732.67	FC/BASIC	FIRE-SWORN/24 HR SHIFT
BLANKENSHIP, KELLY G.	72,879.00	72,879.04	DIR FINANCE+	FINANCE DIRECTOR
NAUMOFF, PHILLIP S	72,360.40	87,505.60	REFEREE+	MUNICIPAL COURT STAFF
GOLDSMITH, MICHAEL J	71,956.19	60,732.67	FC/BASIC	FIRE-SWORN/24 HR SHIFT
DALY, GUY E	71,603.79	60,732.67	FC/BASIC	FIRE-SWORN/24 HR SHIFT
BLUST, STEPHEN F.	71,504.13	50,188.32	POLICE OFFICER	F.O.P. / PATROL OFFICERS
PETRYCKI, JOSEPH D	71,278.53	58,701.76	SERGEANT	F.O.P. / COMMAND OFFICERS
COONTZ JR, KENNETH A	70,810.09	64,559.04	LIEUTENANT	F.O.P. / COMMAND OFFICERS
WHEELER, PERRY A	70,809.87	50,188.32	POLICE OFFICER	F.O.P. / PATROL OFFICERS
VOLZ, STEVEN W	70,787.84	60,732.67	FC/BASIC	FIRE-SWORN/24 HR SHIFT
BOWERSOCK, TIMOTHY R	69,824.44	69,696.64	ECON DEV DIR+	ECONOMIC DEVELOPMENT
HETH, JON A	69,350.99	60,732.67	FC/BASIC	FIRE-SWORN/24 HR SHIFT
SKROPITS, ROBERT	68,662.74	58,701.76	SERGEANT	F.O.P. / COMMAND OFFICERS
SEMAN, DOUGLAS A	68,586.16	58,701.76	SERGEANT	F.O.P. / COMMAND OFFICERS
CALDWELL, MARC A.	68,032.47	51,995.84	FF/BASIC	FIRE SWORN/8 HR SHIFT
KUDRAK, DENISE M	67,600.00	65,000.00	ASST FIN DIR+	FINANCE STAFF
MCKAY, STEPHEN M	67,456.68	53,352.00	FF/PARAMEDIC	FIRE-SWORN/24 HR SHIFT
WELCH, WESLEY T	67,454.49	51,996.67	FF/BASIC	FIRE-SWORN/24 HR SHIFT
HANGE, RICHARD G	67,344.01	51,996.67	FF/BASIC	FIRE-SWORN/24 HR SHIFT
DEBO, DUANE E	67,075.11	51,996.67	FF/BASIC	FIRE-SWORN/24 HR SHIFT
GROSS, DONALD J	67,007.32	51,996.67	FF/BASIC	FIRE-SWORN/24 HR SHIFT

(miscpgms/top\_curr2)

2010 Wages  
Excluding Separated Employees

EMPLOYEE NAME	ACTUAL GROSS	SALARY AT YEAR END	TITLE	DEPARTMENT
HARRIGER, ROBERT W.	66,805.55	52,675.58	FF/INTERMEDIATE	FIRE-SWORN/24 HR SHIFT
SNAVELY, BRET M	66,586.73	58,701.76	SERGEANT	F.O.P. / COMMAND OFFICERS
BURKEPILE, RICHARD L	66,579.03	53,352.00	FF/PARAMEDIC	FIRE-SWORN/24 HR SHIFT
KISER, CHRISTOPHER	66,568.07	51,996.67	FF/BASIC	FIRE-SWORN/24 HR SHIFT
YOHA, JOHN D	66,542.44	57,998.72	OPER SUPVR	WATER REPAIR
REIP, MATTHEW J	66,519.19	53,352.00	FF/PARAMEDIC	FIRE-SWORN/24 HR SHIFT
ROBERTSON, SHARI L	66,102.46	58,701.76	SERGEANT	F.O.P. / COMMAND OFFICERS
GOFF, CURTIS C	65,989.39	51,996.67	FF/BASIC	FIRE-SWORN/24 HR SHIFT
NEWBERRY, TODD S	65,954.70	58,701.76	SERGEANT	F.O.P. / COMMAND OFFICERS
KELLER, DEBRA ANN	65,440.00	60,320.00	PAYROLL DIR+	FINANCE STAFF
WALDMAN, BENJAMIN A	65,437.86	51,996.67	FF/BASIC	FIRE-SWORN/24 HR SHIFT
TAGER, CHRIS E	65,429.20	51,996.67	FF/BASIC	FIRE-SWORN/24 HR SHIFT
BAKER, CYNTHIA	65,420.72	59,627.36	MANAGER+	COMMUNITY DEVELOPMENT
CAREY, MATTHEW J	65,329.33	53,352.00	FF/PARAMEDIC	FIRE-SWORN/24 HR SHIFT
LUCAS, JOSEPH M	65,267.76	53,352.00	FF/PARAMEDIC	FIRE-SWORN/24 HR SHIFT
WALDMAN, HARRY L	65,126.59	51,996.67	FF/BASIC	FIRE-SWORN/24 HR SHIFT
GRANT, PHILIP D	64,707.86	60,732.67	FC/BASIC	FIRE-SWORN/24 HR SHIFT
REHBEIN, PAUL B.	64,684.38	51,996.67	FF/BASIC	FIRE-SWORN/24 HR SHIFT
BAYS, BILLY L	64,683.61	51,996.67	FF/BASIC	FIRE-SWORN/24 HR SHIFT
AHLES, JONATHAN P.	64,606.41	58,701.76	SERGEANT	F.O.P. / COMMAND OFFICERS
MILLER, STEPHEN P	64,605.87	51,996.67	FF/BASIC	FIRE-SWORN/24 HR SHIFT
MCELVAIN, AMY P	64,567.95	60,731.84	FC/BASIC	FIRE SWORN/8 HR SHIFT
VOLZ, COREY B	64,436.89	51,996.67	FF/BASIC	FIRE-SWORN/24 HR SHIFT
KOMIVES, JAMES R.	64,162.74	51,996.67	FF/BASIC	FIRE-SWORN/24 HR SHIFT
SCHWAMBERGER, M J	64,060.00	59,280.00	INTERNAL AUD+	FINANCE STAFF
BRIDGEMAN, AARON T	64,029.52	53,352.00	FF/PARAMEDIC	FIRE-SWORN/24 HR SHIFT
SPENCER, RANDOLPH D	64,000.43	53,352.00	FF/PARAMEDIC	FIRE-SWORN/24 HR SHIFT
EMERSON, MATTHEW R	63,832.69	51,996.67	FF/BASIC	FIRE-SWORN/24 HR SHIFT
MASCAZZINI, THOMAS M	63,781.90	51,996.67	FF/BASIC	FIRE-SWORN/24 HR SHIFT
ATWELL, PHILIP A	63,781.62	53,352.00	FF/PARAMEDIC	FIRE-SWORN/24 HR SHIFT
ARNETT, SCOTT R	63,707.36	59,999.68	CONF ACCOUNTAN+	FINANCE STAFF
DITTRICH, RICHARD E	63,661.15	50,188.32	POLICE OFFICER	F.O.P. / PATROL OFFICERS
CLEMONS, DALE W	63,629.22	51,996.67	FF/BASIC	FIRE-SWORN/24 HR SHIFT
OLSON, CHRISTOPHER L.	63,291.71	53,352.00	FF/PARAMEDIC	FIRE-SWORN/24 HR SHIFT
SHAFLEY, MATTHEW J	63,263.51	53,352.00	FF/PARAMEDIC	FIRE-SWORN/24 HR SHIFT
AULT, JERRY E	63,249.94	61,750.00	JUDGE	JUDGES-MUNICIPAL COURT
PARRELLA JR, FRANK	63,124.77	50,188.32	POLICE OFFICER	F.O.P. / PATROL OFFICERS
SNEERINGER, THOMAS E	63,104.08	53,352.00	FF/PARAMEDIC	FIRE-SWORN/24 HR SHIFT
FUGETT JR, JACK	63,000.44	50,215.36	SUPVR I	WATER REPAIR
WORKMAN, LEWIS A	62,832.30	36,504.00	SHIFT OPERATOR	WASTEWATER TREATMENT
DOLLISH, PHILLIP	62,703.23	51,996.67	FF/BASIC	FIRE-SWORN/24 HR SHIFT
BENSON JR, CLIFFORD L	62,698.57	44,281.12	FOREMAN	STREETS
RANNELS, TRACY	62,642.30	39,665.60	AUTO MECH	FIRE, NON-SWORN
LIFER, MICHAEL R.	62,505.72	51,996.67	FF/BASIC	FIRE-SWORN/24 HR SHIFT
CLARK, GEORGE G	62,351.84	51,996.67	FF/BASIC	FIRE-SWORN/24 HR SHIFT
MAY, DOUGLAS E.	61,959.84	51,996.67	FF/BASIC	FIRE-SWORN/24 HR SHIFT
GARN, ROBERT L	61,944.02	53,352.00	FF/PARAMEDIC	FIRE-SWORN/24 HR SHIFT
WOOD, JAMIE L	61,876.36	60,840.00	COURT ADMIN+	MUNICIPAL COURT STAFF
ABRAMS, LISA MARIE	61,656.21	48,468.16	SUPVR I	PUBLIC SAFETY COMMUNICATIONS
MORGAN, MARC A	61,570.02	62,400.00	MANAGER+	WASTEWATER TREATMENT
FRYBACK, DAWN M	61,416.24	55,868.80	DNA ANALYST	CRIME LAB-EDWARD BYRNE GRANT
KLOUSIADIS, ANGELO N	61,399.06	59,999.68	MANAGER+	WATER TREATMENT
FAWCETT, TIMOTHY W.	61,269.97	51,996.67	FF/BASIC	FIRE-SWORN/24 HR SHIFT
FOSTER, GARY M.	61,244.37	56,209.92	OPER SUPVR	CLEARFORK RESERVOIR

(miscpgms/top\_curr2)

2010 Wages  
Excluding Separated Employees

EMPLOYEE NAME	ACTUAL GROSS	SALARY AT YEAR END	TITLE	DEPARTMENT
PRICE, ALLEN D	61,229.85	51,996.67	FF/BASIC	FIRE-SWORN/24 HR SHIFT
GROSSMAN, BRADLEY M	61,114.34	45,489.60	SUPVR I	SEWER REPAIR
HORNBACK, STEPHEN	61,047.42	50,188.32	POLICE OFFICER	F.O.P. / PATROL OFFICERS
ODSON, JAMES J.	61,032.71	53,352.00	FF/PARAMEDIC	FIRE-SWORN/24 HR SHIFT
BARTLETT, DONALD R	61,016.19	67,000.96	HR DIRECTOR+	HUMAN RESOURCES
DAUGHERTY, MARK T	60,954.46	51,554.88	OPER SUPVR	AIRPORT
COKER JR, ROBERT G	60,934.52	54,080.00	OPER SUPVR	WASTEWATER TREATMENT
KVOCHICK, CHARLES E	60,909.98	59,627.36	ADMINISTRATOR	INFORMATION TECHNOLOGY
BRIGGS, LINK B.	60,875.78	51,996.67	FF/BASIC	FIRE-SWORN/24 HR SHIFT
KASH, TIMOTHY	60,850.95	53,352.00	FF/PARAMEDIC	FIRE-SWORN/24 HR SHIFT
TODD, RENNIE D	60,810.47	51,996.67	FF/BASIC	FIRE-SWORN/24 HR SHIFT
SHAFER, WILLIAM E	60,670.42	52,675.58	FF/INTERMEDIATE	FIRE-SWORN/24 HR SHIFT
MOORE JR, JAMES H	60,137.16	50,188.32	POLICE OFFICER	F.O.P. / PATROL OFFICERS
LANIER, JERMAINE E	59,769.84	51,996.67	FF/BASIC	FIRE-SWORN/24 HR SHIFT
CLEMONS, WILLIAM J	59,726.71	50,188.32	POLICE OFFICER	F.O.P. / PATROL OFFICERS
MATZ, RODNEY J	59,722.76	53,352.00	FF/PARAMEDIC	FIRE-SWORN/24 HR SHIFT
DRUM, MICHAEL N	59,545.91	51,996.67	FF/BASIC	FIRE-SWORN/24 HR SHIFT
LASER, DOUGLAS W	59,241.60	57,241.60	CHF DEP CLERK	CLERK OF COURT STAFF
REED, TROY R.	59,138.64	53,352.00	FF/PARAMEDIC	FIRE-SWORN/24 HR SHIFT
BOEBEL, DONALD C	59,131.99	53,352.00	FF/PARAMEDIC	FIRE-SWORN/24 HR SHIFT
BRIGGS, BRIAN T	59,098.60	51,996.67	FF/BASIC	FIRE-SWORN/24 HR SHIFT
BARD, JEFFREY A	59,081.18	36,504.00	SHIFT OPERATOR	WATER TREATMENT
PRICE, LINDA G	58,581.76	55,581.76	MANAGER +	CODES & PERMITS
LORENZ, DAVID H	58,464.29	45,610.24	SUPVR I	STREETS
COOKE, LANCE A.	58,455.17	36,504.00	SHIFT OPERATOR	WASTEWATER TREATMENT
BICKERS, LAVERNE G	58,153.20	51,996.67	FF/BASIC	FIRE-SWORN/24 HR SHIFT
TASMAN, JEFFREY S	58,113.47	51,996.67	FF/BASIC	FIRE-SWORN/24 HR SHIFT
BAMMANN, JASON M	58,047.10	50,188.32	POLICE OFFICER	F.O.P. / PATROL OFFICERS
EICHINGER, ANGELA M.	57,982.82	50,188.32	POLICE OFFICER	F.O.P. / PATROL OFFICERS
ELDER, JEFFREY A	57,860.75	46,244.64	FOREMAN	WATER REPAIR
ROSCOE, RYAN S	57,810.44	51,996.67	FF/BASIC	FIRE-SWORN/24 HR SHIFT
YERIAN, SHAWN M	57,611.33	53,352.00	FF/PARAMEDIC	FIRE-SWORN/24 HR SHIFT
MINARD, DAVID E	57,441.87	50,188.32	POLICE OFFICER	F.O.P. / PATROL OFFICERS
GILLIS, JEFFREY C	57,379.93	50,188.32	POLICE OFFICER	F.O.P. / PATROL OFFICERS
ROGERS JR, TERRY A	57,362.49	44,484.96	POLICE OFFICER	F.O.P. / PATROL OFFICERS
WEBB, PAUL W.	57,319.21	51,996.67	FF/BASIC	FIRE-SWORN/24 HR SHIFT
WOODS, MICHAEL R	57,076.27	53,352.00	FF/PARAMEDIC	FIRE-SWORN/24 HR SHIFT
ARDIS JR, FRANK	57,000.00	63,249.94	JUDGE PRESIDING	JUDGES-MUNICIPAL COURT
HUGHES, KAY L	56,915.03	55,163.68	OPER SUPVR	PUBLIC SAFETY COMMUNICATIONS
MILLER, RICHARD L.	56,859.33	50,188.32	POLICE OFFICER	F.O.P. / PATROL OFFICERS
MCKINLEY, JEFFREY T	56,834.09	50,188.32	POLICE OFFICER	F.O.P. / PATROL OFFICERS
SCHACHERER, LARRY S	56,768.67	50,188.32	POLICE OFFICER	F.O.P. / PATROL OFFICERS
TINGLEY, TIMOTHY C	56,757.11	48,924.10	FF/PARAMEDIC	FIRE-SWORN/24 HR SHIFT
SHAFER, RONDA K	56,641.98	51,996.67	FF/BASIC	FIRE-SWORN/24 HR SHIFT
BRUBAKER, CHAD A	56,436.07	50,188.32	POLICE OFFICER	F.O.P. / PATROL OFFICERS
EDWARDS, SPENCER D	56,394.98	51,996.67	FF/BASIC	FIRE-SWORN/24 HR SHIFT
BURTON, CECIL B	56,271.70	50,188.32	POLICE OFFICER	F.O.P. / PATROL OFFICERS
CROW, DANIEL R	56,270.70	53,352.00	FF/PARAMEDIC	FIRE-SWORN/24 HR SHIFT
BOOR, ANDREW J	56,212.75	50,188.32	POLICE OFFICER	F.O.P. / PATROL OFFICERS
SHOOK, JEFFREY A	56,201.15	50,188.32	POLICE OFFICER	F.O.P. / PATROL OFFICERS
BUSHONG, WILLIAM L	56,158.58	50,188.32	POLICE OFFICER	F.O.P. / PATROL OFFICERS
YOUNG, CAROLYN D	56,051.77	50,188.32	POLICE OFFICER	F.O.P. / PATROL OFFICERS
LOUGHMAN, MATTHEW R	55,965.95	50,188.32	POLICE OFFICER	F.O.P. / PATROL OFFICERS
BARRICK, HARLAN E.	55,795.65	51,996.67	FF/BASIC	FIRE-SWORN/24 HR SHIFT

(miscpgms/top\_curr2)

2010 Wages  
Excluding Separated Employees

EMPLOYEE NAME	ACTUAL GROSS	SALARY AT YEAR END	TITLE	DEPARTMENT
FULLER, JOHN E	55,682.70	50,188.32	POLICE OFFICER	F.O.P. / PATROL OFFICERS
MCCARRICK, DAVID J	55,548.56	36,504.00	SHIFT OPERATOR	WASTEWATER TREATMENT
ADAMS, DONALD R	55,331.29	53,352.00	FF/PARAMEDIC	FIRE-SWORN/24 HR SHIFT
BAILEY, STACIE G	55,324.25	50,188.32	POLICE OFFICER	F.O.P. / PATROL OFFICERS
TINGLEY, JOHN P	55,319.96	50,188.32	POLICE OFFICER	F.O.P. / PATROL OFFICERS
PACKER SR, RONALD R	55,205.99	50,188.32	POLICE OFFICER	F.O.P. / PATROL OFFICERS
KERR, BRIAN M	55,200.12	50,188.32	POLICE OFFICER	F.O.P. / PATROL OFFICERS
CURRY, CARLINE	55,078.27	51,744.16	SUPVR I	WASTEWATER TREATMENT
RHINEHART JR., DONALD K	55,076.21	44,484.96	POLICE OFFICER	F.O.P. / PATROL OFFICERS
KUNZ, MICHAEL F	54,831.37	44,281.12	FOREMAN	WATER REPAIR
SHOOK, DAVID R	54,758.08	48,380.80	BAILIFF+	MUNICIPAL COURT STAFF
BRUNK, CHRISTOPHER D	54,585.02	50,188.32	POLICE OFFICER	F.O.P. / PATROL OFFICERS
MARSHALL, BILLY	54,562.08	36,504.00	MEO	SEWER REPAIR
LUMADUE, PAUL M	54,560.92	50,188.32	POLICE OFFICER	F.O.P. / PATROL OFFICERS
SOEHNLEN, JOSEPH M	54,338.50	50,188.32	POLICE OFFICER	F.O.P. / PATROL OFFICERS
BLACKWELL JR, FREDERICK	54,236.93	47,170.24	FOREMAN	UTILITY COLL./METER PERSONNEL
SHAY, JACK H	54,228.51	50,188.32	POLICE OFFICER	F.O.P. / PATROL OFFICERS
REMALEY, DARRIN T	54,227.83	50,188.32	POLICE OFFICER	METRICH RETENTION INITIATIVE
SCHEURER, DAVID	54,115.66	50,188.32	POLICE OFFICER	F.O.P. / PATROL OFFICERS
BUTLER JR, TERRY L	54,024.33	44,484.96	POLICE OFFICER	COPS RETNTION/RECLL INITIATIVE
LONG, ROBERT W.	54,021.73	36,504.00	MEO	SEWER REPAIR
HERREL, ROBERT G	53,911.01	48,924.10	FF/PARAMEDIC	FIRE-SWORN/24 HR SHIFT
NAPIER, MICHAEL T	53,595.08	44,484.96	POLICE OFFICER	COPS HIRING RECOVERY GRANT
BRADSHAW, SHEILA L	53,217.53	53,705.60	OPER SUPVR	POLICE: NON-SWORN / NON-BARGN
FOTI, FRANK C	53,178.27	50,188.32	POLICE OFFICER	FAMILY VIOLENCE OFFCER RECOVER
VANAUSSLE, TODD A	52,920.13	50,188.32	POLICE OFFICER	F.O.P. / PATROL OFFICERS
SCOTT-KENNEDY, MARSHA M	52,822.08	49,999.04	DIR INCOME TAX+	INCOME TAX DEPARTMENT
WEBB, TONELI J	52,742.65	40,360.32	POLICE OFFICER	COPS RETNTION/RECLL INITIATIVE
CHATMAN, DOMINGA I	52,585.96	50,188.32	POLICE OFFICER	F.O.P. / PATROL OFFICERS
BURWELL, BRADLEY L	52,527.26	48,924.10	FF/PARAMEDIC	FIRE-SWORN/24 HR SHIFT
MEILLINGER, JUSTIN G	52,450.61	51,996.67	FF/BASIC	FIRE-SWORN/24 HR SHIFT
KENDLE, MATTHEW D	52,316.33	51,996.67	FF/BASIC	FIRE-SWORN/24 HR SHIFT
MITCHELL, DONNIE D	52,262.24	49,753.60	COMM DEV OFCR+	COMMUNITY DEVELOPMENT
CLOES, BRUCE A	52,258.76	47,598.72	CONST MECH INSP	CODES & PERMITS
STOCKSDALE, KENNETH I	52,116.22	55,999.84	OPER SUPVR	MAINTENANCE
MCCUNE JR, JOHNNY R	51,908.74	44,281.12	FOREMAN	SEWER REPAIR
CLAPP, RICHARD F	51,707.89	50,188.32	POLICE OFFICER	F.O.P. / PATROL OFFICERS
NEUMANN, PETER A	51,012.36	36,504.00	SHIFT OPERATOR	WATER TREATMENT
COCHRAN, ANDRE'	51,005.74	51,995.84	FF/BASIC	FIRE SWORN/8 HR SHIFT
HARTSON, JUSTIN R	50,986.22	51,996.67	FF/BASIC	FIRE-SWORN/24 HR SHIFT
BISHOP, SANDRA M	50,676.80	49,004.80	DEPUTY CLERK	CLERK OF COURT STAFF
ABRAMS, MARK M	50,653.19	35,006.40	TELECOMMUNICATO	PUBLIC SAFETY COMMUNICATIONS
NARED, LEE N	50,545.06	39,665.60	AUTO MECH	REPAIR GARAGE
RIETSCHLIN, JACOB J	50,523.86	44,484.96	POLICE OFFICER	F.O.P. / PATROL OFFICERS
GIBSON, JEFFREY H	50,390.07	36,504.00	SHIFT OPERATOR	WATER TREATMENT
WATSON, LARRY G	50,368.00	46,384.00	COURT SYS COORD	COURT COMPUTERIZATION
MCCARRICK, ELAINE A.	50,354.40	49,004.80	DEPUTY CLERK	CLERK OF COURT STAFF
MILLS, REESE F	50,339.34	50,378.12	PT ASST LAW DI+	LAW DIRECTOR'S STAFF
HOUT, SHEILA	50,257.00	36,504.00	SHIFT OPERATOR	WATER TREATMENT
BIANCHI, ROBERT P	50,252.72	54,999.36	DEPUTY CTY ENG+	ENGINEERING
EDWARDS, ALAN R	50,207.43	44,484.96	POLICE OFFICER	COPS RETNTION/RECLL INITIATIVE
PEARSON, PATRICIA K	49,926.48	49,999.04	MANAGER+	UTILITY COLLECTIONS
KEMERER, MICHAEL J	49,895.20	49,999.04	ASST LAW DIR+	LAW DIRECTOR'S STAFF
KUCYR, RICHARD C.	49,854.33	39,665.60	AUTO MECH	REPAIR GARAGE

(miscpgms/top\_curr2)

2010 Wages  
Excluding Separated Employees

EMPLOYEE NAME	ACTUAL GROSS	SALARY AT YEAR END	TITLE	DEPARTMENT
CRAZE, CATHERINE L	49,380.80	48,380.80	BAILIFF+	MUNICIPAL COURT STAFF
MOSIER-NAPIER, SARA L	49,174.54	44,484.96	POLICE OFFICER	COPS RETNTION/RECLL INITIATIVE
LIFER, JOANNE C	49,130.68	36,504.00	SHIFT OPERATOR	WASTEWATER TREATMENT
LANDIN, RYAN J	49,102.03	44,723.33	FF/PARAMEDIC	FIRE-SWORN/24 HR SHIFT
PRICE, MICHAEL L	49,094.23	39,665.60	AUTO MECH	REPAIR GARAGE
HELSEL, SANDRA L	48,903.25	42,585.92	CONF SECY	POLICE: NON-SWORN / NON-BARGN
WILLIAMS, PATRICK D	48,854.13	44,484.96	POLICE OFFICER	F.O.P. / PATROL OFFICERS
KAUFMAN, KOREY P	48,624.86	42,373.76	POLICE OFFICER	COPS RETNTION/RECLL INITIATIVE
BARRY, JOSEPH P	48,533.44	51,051.52	PROJ PLANNER+	ENGINEERING
SAUNDERS, EVELYN L.	48,436.56	35,006.40	TELECOMMUNICATO	PUBLIC SAFETY COMMUNICATIONS
PERRY, J MARK	48,383.82	42,373.76	POLICE OFFICER	COPS HIRING RECOVERY GRANT
KINER, DENNY E	48,344.59	50,188.32	POLICE OFFICER	F.O.P. / PATROL OFFICERS
JOHNSON, DAVID E	48,105.12	42,373.76	POLICE OFFICER	COPS HIRING RECOVERY GRANT
NEELY, MICHAEL J	48,022.79	42,771.46	FF/PARAMEDIC	FIRE-SWORN/24 HR SHIFT
RICE JR., GAYLORD	48,007.05	45,710.08	SUPVR I	CODES & PERMITS
SKOWRONSKI, MARLENE M.	47,877.98	46,797.92	ADMIN ASST+	MAYOR'S STAFF
RISNER, CHRISTOPHER N	47,653.92	48,000.16	MANAGER +	INFORMATION TECHNOLOGY
CHATMAN JR, ORLANDO D	47,561.22	44,484.96	POLICE OFFICER	COPS RETNTION/RECLL INITIATIVE
SQROW, ERIC L	47,182.64	39,665.60	FLTR PRS OPR II	WASTEWATER TREATMENT
CASSIDY, BRIAN J	47,089.81	50,188.32	POLICE OFFICER	F.O.P. / PATROL OFFICERS
HOUT, MICHAEL W	47,033.56	36,504.00	MEO	STREETS
LUMP, STEVE	47,029.20	36,504.00	MEO	SEWER REPAIR
DEAN JR., HAROLD H	46,854.00	72,800.00	RCA-INTERIM	RCA-MANSFIELD CONVERSION SCHLS
ESTEP, JAMES A	46,437.20	39,665.60	SR TRAF TECH	STREETS
BRANE, STEPHEN T	46,357.04	42,373.76	POLICE OFFICER	COPS RETNTION/RECLL INITIATIVE
MESSER JR, PHILIP R	46,252.31	50,188.32	POLICE OFFICER	F.O.P. / PATROL OFFICERS
CALDWELL, JACKIE	46,233.40	41,412.80	LAB TECH	WASTEWATER TREATMENT
KIRKOU, IOANNIS	46,119.87	36,504.00	MEO	SEWER REPAIR
ARRON, NICK R	46,068.85	36,504.00	SHIFT OPERATOR	WATER TREATMENT
GARN, MICHAEL L	46,041.35	40,360.32	POLICE OFFICER	COPS RETNTION/RECLL INITIATIVE
COX, MARK L	46,005.96	44,969.60	PROBATION OFCR+	MUNICIPAL COURT-BYRNE GRANT
WILLIAMS, GEORGE E	45,998.75	42,771.46	FF/PARAMEDIC	FIRE-SWORN/24 HR SHIFT
SWISHER, RONEE L	45,959.08	44,484.96	POLICE OFFICER	COPS HIRING RECOVERY GRANT
ARMSTRONG, DENNIS R	45,939.52	48,131.20	PROJ PLANNER+	ENGINEERING
KINGSBOROUGH, JERED R	45,898.35	42,373.76	POLICE OFFICER	COPS RETNTION/RECLL INITIATIVE
VERMILLION, JACK D	45,824.52	36,504.00	MEO	WATER REPAIR
KISSEL, RICHARD L	45,655.11	39,665.60	MAINT AIDE II	MAINTENANCE
JONES, ARCHIE	45,392.22	36,504.00	MEO	SEWER REPAIR
SCHMIDT, ROBERT J	45,351.22	36,504.00	REPAIR WORKER	WATER REPAIR
VOGUS, DAVID M	45,290.40	36,504.00	REPAIR WORKER	WATER REPAIR
SKEESE, RUSSELL E	45,269.59	41,412.80	LAB TECH	WATER TREATMENT
HARMON, DANIEL T.	45,123.69	39,665.60	MAINT MECH	WATER TREATMENT
GARNER, RYAN DANIEL	45,053.61	42,373.76	POLICE OFFICER	COPS HIRING RECOVERY GRANT
NOBLET JR, DOUGLAS P	44,862.27	58,701.76	SERGEANT	F.O.P./ COMMAND OFFICERS
BANDY, JERALD L	44,790.64	41,412.80	RELOC/REHAB SPC	COMMUNITY DEVELOPMENT
HOLMES, GREGORY A	44,786.85	36,504.00	MEO	SEWER REPAIR
CAUDILL, LAWRENCE E	44,500.00	41,600.00	TAX ENFOR OFCR+	INCOME TAX DEPARTMENT
LIAVAS, THEODOROS	44,436.17	39,665.60	MAINT MECH	WATER TREATMENT
GULLEY, RICHARD M	44,331.52	45,000.80	ADMIN ASST+	FINANCE STAFF
HAMILTON JR, JOHN L	44,256.58	36,504.00	MEO	AIRPORT
HILDRETH, KIMBERLY K	44,204.84	43,372.16	PROGRAM COORD+	LITTER CONTROL
JONES, SHERRI R	44,029.86	43,499.04	DIR RCA+	RCA-ADMINISTRATIVE
CONN, NICOLE C	44,014.96	40,360.32	POLICE OFFICER	COPS RETNTION/RECLL INITIATIVE
GRIMSHAW, RYAN C	43,698.78	42,373.76	POLICE OFFICER	COPS RETNTION/RECLL INITIATIVE

(miscpgms/top\_curr2)

2010 Wages  
Excluding Separated Employees

EMPLOYEE NAME	ACTUAL GROSS	SALARY AT YEAR END	TITLE	DEPARTMENT
PASHEILICH, DEBRA K	43,644.92	39,665.60	REHAB OFFICER	COMMUNITY DEVELOPMENT
KILGORE, NELSON F	43,629.69	50,188.32	POLICE OFFICER	F.O.P. / PATROL OFFICERS
PIERCE, JAMES M	43,472.00	37,980.80	FLD TAX CLERK	INCOME TAX DEPARTMENT
GEARHART, SHANE T	43,317.05	40,360.32	POLICE OFFICER	COPS RETNTION/RECLL INITIATIVE
MAPES, DANIEL G.	43,148.93	36,504.00	MASON	SEWER REPAIR
CARVER, RANDY W	43,119.13	50,188.32	POLICE OFFICER	F.O.P. / PATROL OFFICERS
LEE, TED V	43,026.86	39,665.60	INSTRU TECH	WASTEWATER TREATMENT
SHELL, CHERYL A	43,015.30	43,249.44	ADMIN ASST+	LAW DIRECTOR'S STAFF
LEWIS, CARY L	42,991.88	39,665.60	MAINT TECH	WASTEWATER TREATMENT
CROSS, GEROME	42,981.37	36,504.00	FLTR PRS OPR I	WASTEWATER TREATMENT
FEAGIN III, THOMAS	42,921.01	36,504.00	MEO	WATER REPAIR
SHAW-GOINES, CLAIRE A	42,904.01	37,710.40	ASSGNMT COMMIS+	MUNICIPAL COURT STAFF
OLAR, DAVID M	42,758.43	36,504.00	MEO	WATER REPAIR
BOGGS, JOHNNIE	42,700.76	39,665.60	AUTO MECH	REPAIR GARAGE
CHESTE, ARTHUR L	42,577.63	36,504.00	MEO	AIRPORT
ROBINSON, SIMUEL E	42,518.68	36,504.00	MEO	SEWER REPAIR
SCHUMACHER, THERESE M	42,167.09	41,999.36	ASST LAW DIR+	LAW DIRECTOR'S STAFF
WESSELMAN, SHARON M	42,167.08	41,999.36	ASST LAW DIR+	LAW DIRECTOR'S STAFF
MCCOLLISTER, JOHN DYLAN	42,167.07	41,999.36	ASST LAW DIR+	LAW DIRECTOR'S STAFF
FREDERICI, PAMELA S	42,141.61	39,665.60	FINANCE OFFICER	COMMUNITY DEVELOPMENT
GROVE, LISA M	42,139.66	40,530.88	ASST CLK COUNC+	CLERK OF COUNCIL
CALDWELL, CURTIS	42,091.86	36,504.00	MEO	WATER REPAIR
STEWART JR, CHARLES	42,065.52	39,665.60	BODY SHOP REPWK	REPAIR GARAGE
DEWIEL, GEORGE R	42,012.65	36,504.00	MASON	SEWER REPAIR
MCKEE, KENNETH P	41,942.12	36,504.00	MEO	WATER REPAIR
HUTCHISON, PAUL E	41,692.80	41,017.60	PROBATION OFCR+	MUNICIPAL COURT STAFF
SHOPE, DARRIN C	41,648.09	36,504.00	MEO	SEWER REPAIR
BROWN, STEVEN A	41,357.61	36,504.00	REPAIR WORKER	WATER REPAIR
WHITE, SHIRLEY A	41,310.01	36,504.00	PAYROLL CLERK	FINANCE STAFF
MEADOWS, DENNIS L	41,242.43	36,504.00	MEO	WATER REPAIR
JEFFERSON, LEWANDA	41,211.39	35,006.40	TELECOMMUNICATO	PUBLIC SAFETY COMMUNICATIONS
HUCKLEBERRY, MARK H	41,204.16	25,313.60	TELECOMMUNICATO	PUBLIC SAFETY COMMUNICATIONS
DAVIDSON, BOB G	40,951.08	39,665.60	MAINT TECH	WASTEWATER TREATMENT
EICHAR, CONNIE J	40,907.95	40,125.28	ADMIN ASST +	SERVICE-SAFETY DIRECTOR
ALEXANDER, DOUGLAS S	40,859.21	36,504.00	REPAIR WORKER	SEWER REPAIR
BIRMELIN, BRYAN K	40,624.45	36,504.00	MEO	SEWER REPAIR
PHELPS, MICHAEL	40,258.91	30,950.40	LABORER	SEWER REPAIR
COLE, REATTA	40,206.00	36,504.00	FINANCE CLERK	INCOME TAX DEPARTMENT
RICHARDS, DEBORAH K	40,202.15	36,504.00	FINANCE CLERK	INCOME TAX DEPARTMENT
PRENDERGAST, JEFFERY	40,177.11	36,504.00	SHIFT OPERATOR	WASTEWATER TREATMENT
MERLE, HARRY L	40,044.55	36,504.00	MASON	SEWER REPAIR
LARCK SR, EARL R	39,990.40	30,950.40	LABORER	SEWER REPAIR
LENTZ, ROBIN L.	39,830.47	35,006.40	TELECOMMUNICATO	PUBLIC SAFETY COMMUNICATIONS
CARPENTER, COREY T	39,755.13	36,504.00	MEO	CLEARFORK RESERVOIR
REED, CINDY S	39,652.95	35,006.40	TELECOMMUNICATO	PUBLIC SAFETY COMMUNICATIONS
WORKMAN, BOYD S	39,626.71	36,504.00	REPAIR WORKER	WATER REPAIR
WHISLER, SANDRA K	39,610.45	37,710.40	ASSGNMT COMMIS+	MUNICIPAL COURT STAFF
CLINE, LOREN E	39,470.43	36,504.00	MEO	WATER REPAIR
HINES, LORI J	39,444.31	36,504.00	REPAIR WORKER	WATER REPAIR
BARNES, RONALD A	39,242.24	36,504.00	POLICE MEO	CLEARFORK RESERVOIR
CRAWFORD, JUDY A	39,021.56	36,961.60	DEPUTY CLERK	CLERK OF COURT STAFF
WISE, RONALD K.	39,017.47	36,504.00	REPAIR WORKER	WATER REPAIR
DAY, PEGGY J.	38,824.91	36,504.00	STOREKEEPER	WATER REPAIR
MCCLAIN, CHERYL L.	38,804.00	36,504.00	FINANCE CLERK	FINANCE STAFF

(miscpgms/top\_curr2)



2010 Wages  
Excluding Separated Employees

EMPLOYEE NAME	ACTUAL GROSS	SALARY AT YEAR END	TITLE	DEPARTMENT
WILLIAMS, JAMES D.	38,741.64	36,504.00	TRAFFIC TECH	STREETS
ZEIGLER, GARY L	38,723.83	33,737.60	DEPUTY CLERK	CLERK OF COURT STAFF
BISTLINE, DIANNE L	38,704.00	36,504.00	FINANCE CLERK	INCOME TAX DEPARTMENT
KISSEL, SHIRLEY M	38,689.97	36,504.00	FINANCE CLERK	FINANCE STAFF
SWOOPE, LESLIE M	38,503.36	41,810.08	CONF COORD+	HUMAN RESOURCES
SHOOK, DEBORAH K	38,260.72	33,592.00	ACCOUNT CLERK	UTILITY COLL./METER PERSONNEL
WEBB, TAMIKO K	38,251.16	35,006.40	TELECOMMUNICATO	PUBLIC SAFETY COMMUNICATIONS
BRUBACH, FREDERICK L	38,232.96	40,019.20	PROBATION OFCR+	MUNI COURT SECURITY GENERAL
MEISTER, SUZANNE P	38,226.83	35,006.40	TELECOMMUNICATO	PUBLIC SAFETY COMMUNICATIONS
RIGGLEMAN, DIANA M	38,179.60	35,006.40	HOUSNG INSP	CODES & PERMITS
BOLLES, BARBARA L	38,173.64	34,673.60	BAILIFF+	MUNICIPAL COURT STAFF
DILLE, THERESEA L	38,099.05	36,504.00	MEO	WATER REPAIR
WASHINGTON, DWANA R	38,065.60	37,065.60	CONF SECY+	MUNICIPAL COURT STAFF
VOELP, VALERIE L	38,036.52	35,006.40	TELECOMMUNICATO	PUBLIC SAFETY COMMUNICATIONS
ADAMS, WILLIAM C	38,029.83	35,006.40	EVIDENCE TECH	POLICE LABORATORY
ACKERMAN, ADRIAN L	37,990.16	35,006.40	TELECOMMUNICATO	PUBLIC SAFETY COMMUNICATIONS
VOLZ, MATTHEW J	37,856.22	36,504.00	SAMPLING AIDE	WASTEWATER TREATMENT
BACK, ISAAC M	37,597.33	36,504.00	SAMPLING AIDE	WASTEWATER TREATMENT
BENICK, TROY D	37,249.47	33,592.00	INSTALLER	UTILITY COLL./METER PERSONNEL
EVERHART, JAMES F	37,170.85	30,950.40	LABORER	WATER REPAIR
BANKS, SUSAN A	37,087.33	33,592.00	ACCOUNT CLERK	WATER REPAIR
ROBINSON, LEE	36,767.56	35,006.40	TELECOMMUNICATO	PUBLIC SAFETY COMMUNICATIONS
DONALDSON, LORI A	36,467.85	30,950.40	LABORER	POLICE / AFSCME
GLENN, THOMAS H	36,241.45	33,592.00	INSTALLER	UTILITY COLL./METER PERSONNEL
KRILL, MICHELLE M	36,003.88	33,408.96	VC ADVOCATE+	CRIME VICTIM ASSISTANCE GRANT
CARTER, ALMEDIA	35,988.55	33,592.00	ACCOUNT CLERK	UTILITY COLLECTIONS
ADAMESCU, PATRICK P	35,940.13	30,950.40	LABORER	CLEARFORK RESERVOIR
RAMSEY, DON C	35,889.81	33,592.00	RCD CLRK	POLICE / AFSCME
STRYKER, DENISE M	35,744.34	35,131.20	PROBATION OFCR+	MUNICIPAL COURT STAFF
MCCRUTER-JORDAN, LUCRETIA	35,738.63	33,592.00	ACCOUNT CLERK	UTILITY COLLECTIONS
SWOOPE, ROBERT J.	35,638.74	30,950.40	LABORER	SEWER REPAIR
SEEDERS, RHONDA L	35,602.14	33,592.00	RCD CLRK	POLICE / AFSCME
BOGANTZ, BEVERLY A	35,595.98	33,592.00	RCD CLRK	POLICE / AFSCME
MILLS, BETTY L.	35,586.60	33,592.00	ASST PAY CLK	FINANCE STAFF
REITER, FREDERICK M	35,491.16	33,592.00	INSTALLER	UTILITY COLL./METER PERSONNEL
BALLARD, NETTIE R	35,329.32	32,219.20	CORR OFCR/AIDE	POLICE / AFSCME
SCHOENMAN, DAVID D.	35,282.64	33,592.00	INSTALLER	UTILITY COLL./METER PERSONNEL
RUTH, ROBERT F	35,247.92	35,006.40	TELECOMMUNICATO	PUBLIC SAFETY COMMUNICATIONS
LORENZ, KIMBERLY S	35,228.16	33,592.00	ACCOUNT CLERK	UTILITY COLLECTIONS
TRUMPOWER, JODI P	35,220.01	34,320.00	PROBATION OFCR+	MUNICIPAL COURT STAFF
LINDSAY, ANGELA M	35,184.12	34,424.00	PROBATION OFCR+	MUNI CRT/COMM CORR ACT GRANT
STITT, MARTHA A	34,996.86	33,592.00	ACCOUNT CLERK	UTILITY COLLECTIONS
COSTELLO, JANET L	34,844.89	33,592.00	ACCOUNT CLERK	UTILITY COLLECTIONS
HIGHLANDER, AMY A	34,802.14	33,592.00	ACCOUNT CLERK	UTILITY COLLECTIONS
HARPER, ROELIFF E.	34,741.55	48,547.20	RCA-INTERIM	RCA-KINSHIP NAVIGATOR CARE
SEE, KIMBERLY D	34,584.19	33,592.00	ACCOUNT CLERK	UTILITY COLLECTIONS
AU, VERNITA D.	34,580.00	32,240.00	MANAGER	RCA-HELP ME GROW-PROJ DIR
ROBERTS, TERESA L	34,567.50	33,592.00	ACCOUNT CLERK	UTILITY COLLECTIONS
SNAY, JERRY D	34,552.36	37,440.00	PROBATION OFCR+	MUNI CRT/COMM CORR ACT GRANT
BOWMAN, PRISCILLA E	33,295.68	37,065.60	CONF SECY+	MUNICIPAL COURT STAFF
SWARN, ANDRE'	33,267.83	30,950.40	LABORER	SEWER REPAIR
BOND, ANDREW B	33,148.21	30,950.40	LABORER	STREETS
KEEN, EDDIE M	33,128.93	30,950.40	LABORER	WATER REPAIR
MCNEELY, DUSTIN THOMAS	33,028.84	24,128.00	TELECOMMUNICATO	PUBLIC SAFETY COMMUNICATIONS

(miscpgms/top\_curr2)

2010 Wages  
Excluding Separated Employees

EMPLOYEE NAME	ACTUAL GROSS	SALARY AT YEAR END	TITLE	DEPARTMENT
GEORGE, JANIS L	33,018.48	32,718.40	SPEC. PRJ COORD	MUNICIPAL COURT STAFF
ROSE, SHELIA A	32,770.40	31,470.40	DEPUTY CLERK	CLERK OF COURT STAFF
MCBRIDE, KIMBERLEY S	32,750.40	30,950.40	PARK CTRL OFCR	POLICE / AFSCME
CALDWELL JR, CURTIS L	32,717.87	32,219.20	METER READER	UTILITY COLL./METER PERSONNEL
OGLE, DONALD L	32,550.40	30,950.40	LABORER	SEWER REPAIR
DAVISON, CATHY M	32,473.77	35,000.16	CONF COORD+	HUMAN RESOURCES
LITTLETON, CRYSTAL R	32,342.41	30,430.40	DEPUTY CLERK	CLERK OF COURT STAFF
RUSSO, MARY A	32,284.20	34,837.92	CONF SECY	AIRPORT
MARVIN, DEBRA K	32,278.20	30,950.40	LABORER	WATER REPAIR
ROMAS, ANGELO C	32,234.74	30,950.40	LABORER	SEWER REPAIR
SQUIRES, KRISTIN L	32,062.82	33,592.00	ASST PAY CLK	FINANCE STAFF
MILLER, JUDITH L	31,576.23	29,334.24	CONF SECY+	LAW DIRECTOR'S STAFF
HALL, LISA C	31,575.20	31,075.20	SERVICE COORD	RCA-HELP ME GROW-SRV COORD
ADKISON, HERSCINE	31,468.00	30,368.00	DEPUTY CLERK	CLERK OF COURT STAFF
PROCTOR, JANICE L	31,351.20	30,451.20	DEPUTY CLERK	CLERK OF COURT STAFF
BOEBEL, ROBERT	31,281.52	48,380.80	BAILIFF+	MUNICIPAL COURT STAFF
SIMONS, RITA J	31,023.70	36,608.00	DNA LAB TECH	CRIME LAB-EDWARD BYRNE GRANT
RISNER, ELIJAH	30,760.65	29,203.20	MAINT AIDE II	MAINTENANCE
FULTON, VICTORIA N	30,593.60	29,993.60	SERVICE COORD	RCA-HELP ME GROW-SRV COORD
KRIEGEL, DANIEL L	30,550.76	30,014.40	PROBATION OFCR+	MUNICIPAL COURT-BYRNE GRANT
PACKER, REBECCA A	30,536.00	29,536.00	DEPUTY CLERK	CLERK OF COURT STAFF
JONES, MARTIN ELROY	30,531.00	44,740.80	PROBATION OFCR+	MUNICIPAL COURT STAFF
MARKLEY, HEATHER R	30,450.78	30,014.40	PROBATION OFCR+	MUNICIPAL COURT-BYRNE GRANT
KIEFFER, MICHAEL J	30,414.46	30,014.40	PROBATION OFCR+	MUNICIPAL COURT STAFF
CATRON, ELIZABETH L	30,385.60	29,785.60	DEPUTY CLERK	CLERK OF COURT STAFF
CAMERON, TAMMI L	30,082.50	36,504.00	SHIFT OPERATOR	WATER TREATMENT
PEARCE, JEFFRIE M	30,066.08	29,993.60	MANAGER	RCA-MANSFIELD CONVERSION SCHLS
CLOVER, JESSICA R.	29,867.64	29,120.00	DEPUTY CLERK	CLERK OF COURT STAFF
HOFFERT, JOAN M	29,840.00	29,640.00	SECY DRUG ENF	METRICH ENF. UNIT / NON-SWORN
COOVER, LISA KAYE	29,720.00	31,200.00	CONF SECY	FIRE, NON-SWORN
MYERS, RACHEL A	29,599.38	28,999.36	DEPUTY CLERK	CLERK OF COURT STAFF
DOUGHERTY, JAMES E	29,595.92	40,499.68	ADMINISTRATOR	INFORMATION TECHNOLOGY
DAWSON, SCOTT S	29,365.53	30,950.40	LABORER	WATER REPAIR
FULK, TERRI L	29,116.00	28,288.00	DEPUTY CLERK	CLERK OF COURT STAFF
DAVIS, RENE JANICE	28,900.00	28,600.00	DEPUTY CLERK	CLERK OF COURT STAFF
BOYER, DEBRA J	28,594.01	27,040.00	PROJECT COORD	RCA-RICHL CO YOUTH/FAMLY CNCIL
DURHAM, ANGELA D	28,568.19	29,265.60	CONF SECY+	MUNICIPAL COURT STAFF
WALKER, AMY LYNN	28,059.84	40,530.88	CLERK OF COUNC+	CLERK OF COUNCIL
HOLLEY, EVA G	27,872.00	27,872.00	INTERIM	RCA-MANSFIELD CONVERSION SCHLS
RANSOM, JANE	27,684.66	31,308.16	CONF SECY	POLICE: NON-SWORN / NON-BARGN
WINDSOR, HEATHER LEE	27,586.03	30,950.40	LABORER	SEWER REPAIR
KVOCHICK, JEANNETTE N	27,462.98	27,986.40	VC ADVOCATE+	CRIME VICTIM ASSISTANCE GRANT
ADAMS, AMANDA LESLIE	27,340.00	27,040.00	SERVICE COORD	RCA-HELP ME GROW-SRV COORD
PHILLIPS, DEBRA L	26,636.04	26,520.00	TRANSCRBR CLK	POLICE / AFSCME
ANTRICAN, GINGER L	26,532.59	27,901.12	YOUTH/VOL COORD	POLICE: NON-SWORN / NON-BARGN
CLUFF, JILL S	26,100.00	26,000.00	DEPUTY CLERK	CLERK OF COURT STAFF
FOGLE, STEPHANIE L	26,008.80	25,708.80	INTAKE COORD	RCA-HELP ME GROW-CNTRL INTAKE
HARRIS, JOHNNY L	25,629.90	24,608.48	MAINT WORKER	RCA-ADMINISTRATIVE
DUFFEY, STEVEN D	25,279.15	24,128.00	CLRFK POLICE	CLEARFORK RESERVOIR
HOLBROOK, VICTORIA L	23,841.93	24,876.80	CONF SECY	ENGINEERING
JAMISON, JUDITH LOUISE	23,388.00	24,128.00	ACCOUNT CLERK	CODES & PERMITS
MAYER, MICHAEL J	22,453.12	30,014.40	PROBATION OFCR+	MUNICIPAL COURT STAFF
PAGE, STEPHEN DEON	21,516.00	22,880.00	RCA-INTERIM	RCA-MANSF CITY SCHL-ATTENDENCE
BARR, SUZANNE K	19,556.60	35,089.60	PT-BAILIFF+	MUNICIPAL COURT STAFF

(miscpgms/top\_curr2)

2010 Wages  
Excluding Separated Employees

EMPLOYEE NAME	ACTUAL GROSS	SALARY AT YEAR END	TITLE	DEPARTMENT
LAMBERT, JERRY W	18,410.15	35,360.00	SUPVR I	WATER TREATMENT
REYNOLDS, HOLLY D	18,115.00	20,800.00	RCA-INTERIM	RCA-MANSFIELD CONVERSION SCHLS
NORRIS, LORETTA A	17,610.00	24,960.00	RCA INTERIM	RCA-KINSHIP NAVIGATOR CARE
YANKOVICH, MICHAEL D	16,683.75	31,200.00	SECUR.OFCR PT	MUNICIPAL COURT SECURITY OFCRS
PHILLIPS, BRENDA K	16,489.27	29,993.60	RCA-INTERIM	RCA-RUPP -AFTERSCHOOL PROGRAM
LEWIS, BEVERLY J	16,301.25	11,960.00	INTERMIT	POLICE: NON-SWORN / NON-BARGN
FAITH, LARRY G	16,207.50	31,200.00	SECUR.OFCR PT	MUNICIPAL COURT SECURITY OFCRS
VOELP, VALLIE E	15,566.25	31,200.00	SECUR.OFCR PT	MUNICIPAL COURT SECURITY OFCRS
DIXON-NORRIS, JACQUELINE	14,936.50	20,800.00	RCA-INTERIM	RCA-HELP ME GROW-SRV COORD
SWESEY, STACY ELIZABETH	14,732.00	48,256.00	RCA-INTERIM	RCA-MANSFIELD CONVERSION SCHLS
JONES, TONYA R	14,555.00	20,800.00	RCA-INTERIM	RCA-KINSHIP NAVIGATOR CARE
DETILLION, EDWARD L	13,991.25	31,200.00	SECUR.OFCR PT	MUNICIPAL COURT SECURITY OFCRS
WHISLER, SHAUN MICHAEL	13,373.73	23,046.40	TELECOMMUNICATO	PUBLIC SAFETY COMMUNICATIONS
REYNOLDS, TOCCARA D	13,155.00	10,400.00	RCA INTERIM	RCA-RUPP -AFTERSCHOOL PROGRAM
MYERS, MICHAEL JAY	13,112.00	22,880.00	CONF SECY+	LAW DIRECTOR'S STAFF
LEWIS, LISA A	11,042.50	20,800.00	RCA-INTERIM	RCA-RUPP -AFTERSCHOOL PROGRAM
BARGAHISER, AMY B	10,317.41	32,302.40	INTERIM	RCA-HELP ME GROW-SRV COORD
PHILLIPS, DAVINETTE D	9,950.00	20,800.00	RCA-INTERIM	RCA-RUPP -AFTERSCHOOL PROGRAM
BRENT, AMY JOYCE	9,900.00	20,800.00	RCA INTERIM	RCA-HELP ME GROW-SRV COORD
PFOUTZ, CHARLES O	9,008.25	24,960.00	DEPUTY CLERK PT	CLERK OF COURT STAFF
PHILLIPS JR, DAVID C	8,730.00	20,800.00	RCA-INTERIM	RCA-RUPP -AFTERSCHOOL PROGRAM
DUNN, JENNIFER M	7,572.00	22,880.00	DEPUTY CLERK	CLERK OF COURT STAFF
CARMICHAEL, SANDRA G	7,536.00	7,536.00	COUNCIL WARD 6	CITY COUNCIL
HARING, ELLEN KAY	7,536.00	7,536.00	COUNCIL AT-LRG	CITY COUNCIL
HAZEN, SCOTT E	7,536.00	7,536.00	COUNCIL WARD 3	CITY COUNCIL
HIGHTOWER, ETHEL M	7,536.00	7,536.00	COUNCIL WARD 5	CITY COUNCIL
HILL, MICHAEL N.	7,536.00	7,536.00	COUNCIL WARD 1	CITY COUNCIL
JEFFERSON, WALDEN A	7,536.00	7,536.00	COUNCIL WARD 4	CITY COUNCIL
ROCK, JEFFREY WAYNE	7,536.00	7,536.00	COUNCIL WARD 2	CITY COUNCIL
SCOTT, PHILLIP E	7,536.00	7,536.00	COUNCIL PRES	CITY COUNCIL
VERSAW, DOUGLAS P	7,536.00	7,536.00	COUNCIL AT-LRG	CITY COUNCIL
CLARK, PATRICIA ANN VAUGH	6,259.50	27,040.00	RCA-INTERIM	RCA-HELP ME GROW-FAMLY SUPPORT
DROPSEY, PATRICK W	6,000.00	6,000.00	CLERK CSC	CIVIL SERVICE COMMISSION
NELSON, KERRY COLLEEN	5,285.50	22,880.00	DEPUTY CLERK PT	CLERK OF COURT STAFF
PARKER, DONNA J	4,977.50	20,800.00	RCA-INTERIM	RCA-RUPP -AFTERSCHOOL PROGRAM
BRIGGS, PAMELA WILLIAMS	4,500.00	4,500.00	COMM CIV SERV	CIVIL SERVICE COMMISSION
MIRANDA, ADRIANA E	4,500.00	4,500.00	COMM CIV SERV	CIVIL SERVICE COMMISSION
SHAFFNER, VICKIE L	4,500.00	4,500.00	COMM CIV SERV	CIVIL SERVICE COMMISSION
SINGLETON, KENYATA T.	4,040.00	20,800.00	RCA-INTERIM	RCA-RUPP -AFTERSCHOOL PROGRAM
JAMES, MELODY E	1,526.00	29,120.00	RCA-INTERIM	RCA-KINSHIP NAVIGATOR CARE
GOOLSBY, MARLON M	1,069.50	23,920.00	RCA-INTERIM	RCA-MANSFIELD CONVERSION SCHLS
PAYTON, JEFF	963.30	37,050.00	PT-VISIT JUDGE	JUDGES-MUNICIPAL COURT
JONES, COREY E	598.00	23,920.00	RCA-INTERIM	RCA-MANSFIELD CONVERSION SCHLS
DAVIS, DUSTIN D	520.00	20,800.00	RCA-INTERIM	RCA-MANSFIELD CONVERSION SCHLS
TOTAL	22,389,642.95	20,477,972.44		

\* \* \* E N D O F R E P O R T \* \* \*

(miscpgms/top\_curr2)