

BILL #23-131

RESOLUTION #

23-132

BY: MR. DAVENPORT

Expressing approval and support for the City of Mansfield's Office of Community Development in completion of the Consolidated Annual Performance Evaluation Report (CAPER) for Program Year 2022, July 1, 2022 through June 30, 2023, and declaring an emergency.

WHEREAS, a Public Hearing is being held on September 5, 2023 in Mansfield City Council Chambers to present the Office of Community Development's CAPER for Program Year 2022, and

WHEREAS, this report is being submitted in full compliance with the requirements of United States Department of Housing and Urban Development, and


WHEREAS, this report will detail the accomplishments of City of Mansfield's Office of Community Development for programs sponsored by Community Development Block Grant Funds during Program Year 2022.


NOW, THEREFORE, BE IT RESOLVED BY THE COUNCIL OF THE CITY OF MANSFIELD, STATE OF OHIO:


SECTION 1. That this Council, on behalf of the government and the citizens of the Mansfield community, hereby expresses its approval and support for the submission of the CAPER for Program Year 2022 to the United States Department of Housing and Urban Development. This report is in full compliance with all necessary regulations and a copy of said report is on file in the Office of Community Development.

SECTION 2. That by reason of the immediate necessity for authorizing approval and support for the City of Mansfield's Office of Community Development in completion of the Consolidated Annual Performance Evaluation Report (CAPER) for Program Year 2022, July 1, 2022 through June 30, 2023, this measure is determined to be an emergency Resolution for the immediate preservation of the public peace, health, safety and welfare of the City of Mansfield and its inhabitants and providing it receives the affirmative vote of two-thirds of all members elected to Council, it shall take effect and be in force immediately upon its adoption, otherwise from and after the earliest time allowed by law, after its passage and approval by the Mayor.

Caucus	<u>5 September 2023</u>
Postponed	<u>19 September 2023</u>
1st Reading	<u>3 October 2023</u>
PASSED	<u>3 October 2023</u>

SIGNED  /s/ Phillip E. Scott
President Pro-Tempore

ATTEST  /s/ Amy L. Yockey
Clerk of Council

APPROVED  David Falquette
Acting Mayor

APPROVED AS TO FORM: John R. Spon
Law Director
City of Mansfield, Ohio

CR-05 - Goals and Outcomes

Progress the jurisdiction has made in carrying out its strategic plan and its action plan. 91.520(a)

This could be an overview that includes major initiatives and highlights that were proposed and executed throughout the program year.

The City of Mansfield receives Community Development Block Grant (CDBG) and HOME funds directly from The Department of Housing and Urban Development's entitlement funds.

2022 Program Year Allocations were as follows:

CDBG 2022 B-22-MC-39-0017 \$838,574

HOME 2022 M-22-MC-39-0221 \$342,401

The City of Mansfield's Community Development Department has focused its efforts on housing rehabilitation within the City. The first area of need is emergency rehabilitation. In said program, the Department seeks to repair as many as possible components in a resident's home that threaten the health and safety of the owner occupants. Second, the City has a full rehabilitation program which is focused to bring a residential structure up to the standard of the Ohio Residential Building Code and Ohio Residential Rehabilitation Standard (RRS).

The City also continued working with sub-recipients funding transportation, emergency subsistence payments, and after school programs to benefit low and moderate income residents.

For year four (2022) of the Consolidated Plan (2019-2023), the City continued to make headway despite challenges with contractor shortages, materials shortages, and price increases. The City worked to ensure program monies were spent in a responsible manner and in accordance with Federal regulations. Nearly 93% of the 2022 program activities benefited low to moderate income residents of Mansfield.

Comparison of the proposed versus actual outcomes for each outcome measure submitted with the consolidated plan and explain, if applicable, why progress was not made toward meeting goals and objectives. 91.520(g)

Categories, priority levels, funding sources and amounts, outcomes/objectives, goal outcome indicators, units of measure, targets, actual

outcomes/outputs, and percentage completed for each of the grantee's program year goals.

Goal	Category	Source / Amount	Indicator	Unit of Measure	Expected - Strategic Plan	Actual - Strategic Plan	Percent Complete	Expected - Program Year	Actual - Program Year	Percent Complete
Homelessness Prevention	Homeless Non-Housing Community Development	CDBG: \$ / HOME: \$	Public service activities for Low/Moderate Income Housing Benefit	Households Assisted	0	0		25	0	0.00%
Homelessness Prevention	Homeless Non-Housing Community Development	CDBG: \$ / HOME: \$	Homeless Person Overnight Shelter	Persons Assisted	0	0				
Homelessness Prevention	Homeless Non-Housing Community Development	CDBG: \$ / HOME: \$	Homelessness Prevention	Persons Assisted	50	308	616.00%			
Homelessness Prevention	Homeless Non-Housing Community Development	CDBG: \$ / HOME: \$	Housing Code Enforcement/Foreclosed Property Care	Household Housing Unit	5	50	1,000.00%			
Homelessness Prevention	Homeless Non-Housing Community Development	CDBG: \$ / HOME: \$	Other	Other	1	0	0.00%			

Improve & Expand Neighborhood Facilities	Homeless Non-Homeless Special Needs Non-Housing Community Development	CDBG: \$ / HOME: \$	Public Facility or Infrastructure Activities other than Low/Moderate Income Housing Benefit	Persons Assisted	100	0	0.00%		
Improve & Expand Neighborhood Facilities	Homeless Non-Homeless Special Needs Non-Housing Community Development	CDBG: \$ / HOME: \$	Public Facility or Infrastructure Activities for Low/Moderate Income Housing Benefit	Households Assisted	100	0	0.00%		
Improve & Expand Neighborhood Facilities	Homeless Non-Homeless Special Needs Non-Housing Community Development	CDBG: \$ / HOME: \$	Public service activities other than Low/Moderate Income Housing Benefit	Persons Assisted	0	0			

Improve & Expand Neighborhood Facilities	Homeless Non-Homeless Special Needs Non-Housing Community Development	CDBG: \$ / HOME: \$	Overnight/Emergency Shelter/Transitional Housing Beds added	Beds	0	0	0	0	0				
Improve & Expand Neighborhood Facilities	Homeless Non-Homeless Special Needs Non-Housing Community Development	CDBG: \$ / HOME: \$	Homelessness Prevention	Persons Assisted	0	0	0	0	0				
Improve & Expand Neighborhood Facilities	Homeless Non-Homeless Special Needs Non-Housing Community Development	CDBG: \$ / HOME: \$	Other	Other	1	0	0	0.00%	0				
Improve, Maintain, and Expand Affordable Housing	Affordable Housing Homeless	CDBG: \$ / HOME: \$	Homeowner Housing Added	Household Housing Unit	0	0	0		0				

Improve, Maintain, and Expand Affordable Housing	Affordable Housing Homeless	CDBG: \$ / HOME: \$	Homeowner Housing Rehabilitated	Household Housing Unit	60	24	40.00%	35	24	68.57%
Improve, Maintain, and Expand Affordable Housing	Affordable Housing Homeless	CDBG: \$ / HOME: \$	Direct Financial Assistance to Homebuyers	Households Assisted	20	2	10.00%			
Improve, Maintain, and Expand Affordable Housing	Affordable Housing Homeless	CDBG: \$ / HOME: \$	Homeless Person Overnight Shelter	Persons Assisted	0	0				
Improve, Maintain, and Expand Affordable Housing	Affordable Housing Homeless	CDBG: \$ / HOME: \$	Other	Other	1	0	0.00%			
Increase Economic Opportunities	Non-Housing Community Development any	CDBG: \$ / HOME: \$	Public service activities other than Low/Moderate Income Housing Benefit	Persons Assisted	0	104				
Increase Economic Opportunities	Non-Housing Community Development any	CDBG: \$ / HOME: \$	Facade treatment/business building rehabilitation	Business	5	0	0.00%			

Increase Economic Opportunities	Non-Housing Community Development any	CDBG: \$ / HOME: \$	Jobs created/retained	Jobs	4	8	0	200.00%	7	
Increase Economic Opportunities	Non-Housing Community Development any	CDBG: \$ / HOME: \$	Businesses assisted	Businesses Assisted	4	4	2	100.00%	4	200.00%
Increase Economic Opportunities	Non-Housing Community Development any	CDBG: \$ / HOME: \$	Other	Other	1	0		0.00%		
Planning and Program Administration		CDBG: \$ / HOME: \$	Other	Other	1	1	1	100.00%	0	0.00%
Provide Needed Public Services	Affordable Housing Public Housing Homeless Non-Homeless Special Needs Non-Housing Community Development	CDBG: \$ / HOME: \$	Public Facility or Infrastructure Activities other than Low/Moderate Income Housing Benefit	Persons Assisted	0	50	0		50	

Provide Needed Public Services	Affordable Housing Public Housing Homeless Non-Homeless Special Needs Non-Housing Community Development	CDBG: \$ / HOME: \$	Public service activities other than Low/Moderate Income Housing Benefit	Persons Assisted	400	5188	1,297.00%	2000	1602	80.10%
Provide Needed Public Services	Affordable Housing Public Housing Homeless Non-Homeless Special Needs Non-Housing Community Development	CDBG: \$ / HOME: \$	Public service activities for Low/Moderate Income Housing Benefit	Households Assisted	400	308	77.00%	25	0	0.00%

Revitalize Neighborhoods	Affordable Housing Non-Homeless Special Needs Non-Housing Community Development	CDBG: \$ / HOME: \$	Public service activities other than Low/Moderate Income Housing Benefit	Persons Assisted	0	0	0	0	0
Revitalize Neighborhoods	Affordable Housing Non-Homeless Special Needs Non-Housing Community Development	CDBG: \$ / HOME: \$	Facade treatment/business building rehabilitation	Business	5	0	0.00%		
Revitalize Neighborhoods	Affordable Housing Non-Homeless Special Needs Non-Housing Community Development	CDBG: \$ / HOME: \$	Brownfield acres remediated	Acre	1	0	0.00%		

Revitalize Neighborhoods	Affordable Housing Non-Homeless Special Needs Non-Housing Community Development	CDBG: \$ / HOME: \$	Homeowner Housing Rehabilitated	Household Housing Unit	25	0	0.00%	0.00%				
Revitalize Neighborhoods	Affordable Housing Non-Homeless Special Needs Non-Housing Community Development	CDBG: \$ / HOME: \$	Buildings Demolished	Buildings	5	0	0.00%	0.00%				
Revitalize Neighborhoods	Affordable Housing Non-Homeless Special Needs Non-Housing Community Development	CDBG: \$ / HOME: \$	Housing Code Enforcement/Foreclosed Property Care	Household Housing Unit	100	50	50.00%	0.00%	200	0		

Revitalize Neighborhoods	Affordable Housing Non-Homeless Special Needs Non-Housing Community Development	CDBG: \$ / HOME: \$	Other	Other	1	0	0.00%			
--------------------------	---	---------------------	-------	-------	---	---	-------	--	--	--

Table 1 - Accomplishments – Program Year & Strategic Plan to Date

Assess how the jurisdiction’s use of funds, particularly CDBG, addresses the priorities and specific objectives identified in the plan, giving special attention to the highest priority activities identified.

Community Development worked to implement Homebuyer programs and increase housing units throughout 2022. Due to materials delays, and contractor shortages, construction has been severely delayed. The planned activities are moving forward, though slower than anticipated. The same issues created problems with the homeowner rehabilitation program and we were unable to meet the goal due to lack of qualified contractors available to perform the work.

Revitalize Neighborhoods accomplishment is directly related to the West End Target Area. This area sits within Census Tract 5, and has a total population of 3775. Of that population 58% are low/ mod income, and 32.7% are below the poverty line. Census tract 5 is a qualified census tract. This project completed sooner than anticipated and accomplishments were reported for the 2021 program year.

CR-10 - Racial and Ethnic composition of families assisted

Describe the families assisted (including the racial and ethnic status of families assisted).
91.520(a)

	CDBG	HOME
White	276	0
Black or African American	88	1
Asian	4	0
American Indian or American Native	2	0
Native Hawaiian or Other Pacific Islander	0	0
Total	370	1
Hispanic	0	0
Not Hispanic	368	1

Table 2 – Table of assistance to racial and ethnic populations by source of funds

Narrative

Race and ethnicity data are reported in PR 03-BOSMAC which is attached to this report. Subrecipient data of families assisted through public services allocations is near completion and continuing to be received by the City at this time. Racial data for Ritters Run not available at the time of the report, as units have not been fully rented.

Not included in Racial Composition is 11- Black/African American and White, and 25- Other, multi racial as reported on the PR-23

CR-15 - Resources and Investments 91.520(a)

Identify the resources made available

Source of Funds	Source	Resources Made Available	Amount Expended During Program Year
CDBG	public - federal	1,762,162	923,501
HOME	public - federal	1,691,286	763,076

Table 3 - Resources Made Available

Narrative

Identify the geographic distribution and location of investments

Target Area	Planned Percentage of Allocation	Actual Percentage of Allocation	Narrative Description
Airport Industrial Parks Complex			
CDBG Eligible Census Tracts			
Census Tracts 4,5, 6, 31			
Census Tracts 7,8,9,10,13,15,16, 21.01			
City-wide	61	76	
Mansfield City Corridors			
St. Pete's and OhioHealth Hospital Target Area	39	14	West End Target area project primarily expended and reported for 2021 PY

Table 4 – Identify the geographic distribution and location of investments

Narrative

West End Target Area project was mostly complete prior to the start of the 2022 Program Year, which was unexpected.

Leveraging

Explain how federal funds leveraged additional resources (private, state and local funds), including a description of how matching requirements were satisfied, as well as how any publicly owned land or property located within the jurisdiction that were used to address the needs identified in the plan.

The City of Mansfield was able to leverage CDBG funding with local general fund resources, private donations, and a grant through the Richland County Foundation towards the construction of the West End Target Area. The project has spurred interest for other funding sources to contribute towards future phases.

The City of Mansfield is not required to provide match funds at this time.

Fiscal Year Summary – HOME Match	
1. Excess match from prior Federal fiscal year	1,975,440
2. Match contributed during current Federal fiscal year	0
3. Total match available for current Federal fiscal year (Line 1 plus Line 2)	1,975,440
4. Match liability for current Federal fiscal year	0
5. Excess match carried over to next Federal fiscal year (Line 3 minus Line 4)	1,975,440

Table 5 – Fiscal Year Summary - HOME Match Report

Match Contribution for the Federal Fiscal Year								
Project No. or Other ID	Date of Contribution	Cash (non-Federal sources)	Foregone Taxes, Fees, Charges	Appraised Land/Real Property	Required Infrastructure	Site Preparation, Construction Materials, Donated labor	Bond Financing	Total Match

Table 6 – Match Contribution for the Federal Fiscal Year

HOME MBE/WBE report

Program Income – Enter the program amounts for the reporting period				
Balance on hand at begin-ning of reporting period \$	Amount received during reporting period \$	Total amount expended during reporting period \$	Amount expended for TBRA \$	Balance on hand at end of reporting period \$
65,032	19,510	49,925	0	34,617

Table 7 – Program Income

Minority Business Enterprises and Women Business Enterprises – Indicate the number and dollar value of contracts for HOME projects completed during the reporting period						
	Total	Minority Business Enterprises				White Non-Hispanic
		Alaskan Native or American Indian	Asian or Pacific Islander	Black Non-Hispanic	Hispanic	
Contracts						
Dollar Amount	0	0	0	0	0	0
Number	0	0	0	0	0	0
Sub-Contracts						
Number	0	0	0	0	0	0
Dollar Amount	0	0	0	0	0	0
	Total	Women Business Enterprises	Male			
Contracts						
Dollar Amount	0	0	0			
Number	0	0	0			
Sub-Contracts						
Number	0	0	0			
Dollar Amount	0	0	0			

Table 8 - Minority Business and Women Business Enterprises

Minority Owners of Rental Property – Indicate the number of HOME assisted rental property owners and the total amount of HOME funds in these rental properties assisted						
	Total	Minority Property Owners				White Non-Hispanic
		Alaskan Native or American Indian	Asian or Pacific Islander	Black Non-Hispanic	Hispanic	
Number	0	0	0	0	0	0
Dollar Amount	0	0	0	0	0	0

Table 9 – Minority Owners of Rental Property

Relocation and Real Property Acquisition – Indicate the number of persons displaced, the cost of relocation payments, the number of parcels acquired, and the cost of acquisition						
Parcels Acquired		0		0		
Businesses Displaced		0		0		
Nonprofit Organizations Displaced		0		0		
Households Temporarily Relocated, not Displaced		0		0		
Households Displaced	Total	Minority Property Enterprises				White Non-Hispanic
		Alaskan Native or American Indian	Asian or Pacific Islander	Black Non-Hispanic	Hispanic	
Number	0	0	0	0	0	0
Cost	0	0	0	0	0	0

Table 10 – Relocation and Real Property Acquisition

CR-20 - Affordable Housing 91.520(b)

Evaluation of the jurisdiction's progress in providing affordable housing, including the number and types of families served, the number of extremely low-income, low-income, moderate-income, and middle-income persons served.

	One-Year Goal	Actual
Number of Homeless households to be provided affordable housing units	0	0
Number of Non-Homeless households to be provided affordable housing units	175	64
Number of Special-Needs households to be provided affordable housing units	12	0
Total	187	64

Table 11 – Number of Households

	One-Year Goal	Actual
Number of households supported through Rental Assistance	150	28
Number of households supported through The Production of New Units	12	13
Number of households supported through Rehab of Existing Units	25	23
Number of households supported through Acquisition of Existing Units	0	0
Total	187	64

Table 12 – Number of Households Supported

Discuss the difference between goals and outcomes and problems encountered in meeting these goals.

Goals and outcomes for rental assistance differed primarily due to increased housing costs. Rental assistance funding was not able to provide as much assistance to those in need since each applicant required nearly the full amount allowable under grant requirements.

The rehabilitation of existing units was less than anticipated due to a shortage in qualified contractors available to bid on projects.

Discuss how these outcomes will impact future annual action plans.

These outcomes will not affect future plans, as both areas that were deficient in 2022 are still in great demand for future allocated funding.

Include the number of extremely low-income, low-income, and moderate-income persons served by each activity where information on income by family size is required to determine the eligibility of the activity.

Number of Households Served	CDBG Actual	HOME Actual
Extremely Low-income	6	5
Low-income	8	0
Moderate-income	9	0
Total	23	5

Table 13 – Number of Households Served

Narrative Information

CR-25 - Homeless and Other Special Needs 91.220(d, e); 91.320(d, e); 91.520(c)

Evaluate the jurisdiction's progress in meeting its specific objectives for reducing and ending homelessness through:

Reaching out to homeless persons (especially unsheltered persons) and assessing their individual needs

The City of Mansfield does not receive a grant for homeless assistance.

The City of Mansfield does provide technical assistance and participates on boards and committees that serve the homeless needs of the area. The following agencies and nonprofit organizations provide services to homeless populations within the City of Mansfield. First Call 211, The Salvation Army, Catholic Charities, Volunteers of America, Catalyst Life Services, HUD VA VASH, Independent Living Center, and Harmony House Homeless Shelter.

The City of Mansfield has partnered with Richland County and Catalyst Life Services for the implementation of the Homeless Response Team. This team is not funded using CDBG or HOME dollars at this time. This team is comprised of Mansfield Police, and Mental Health Professionals to provide direct outreach with persons who are believed to be homeless, living on the streets in our City. This team is able to provide emergency mental health housing, and referrals to resources within the community to assist the homeless population in becoming housed.

Addressing the emergency shelter and transitional housing needs of homeless persons

HUD encourages communities to address the problems of homelessness in a coordinated, comprehensive, and strategic fashion so as to develop an on-going Continuum of Care (COC) planning process. Hud defines the Continuum of Care as:

"A Community plan to organize and deliver housing services to meet the specific needs of people who are homeless as they move to stable housing and maximum self-sufficiency. It includes action steps to end homelessness and prevent a return to homelessness."

HUD further describes the fundamental components of a comprehensive COC system as a process that provides outreach, intake, and assessment to: 1) identify an individual's or family's service and housing needs, and 2) link them to appropriate housing and/or service resources. The typical segments of a continuum of care system includes a system which provides outreach, intake, and assessment of homeless persons, housing to shelter them on an emergency basis, housing to shelter them while they are moving toward permanent housing, and supportive services that would be needed to address the causes of homelessness.

Emergency Shelter and Transitional Housing are managed through the COC system at Wayfinders and

Catholic Charities.

Helping low-income individuals and families avoid becoming homeless, especially extremely low-income individuals and families and those who are: likely to become homeless after being discharged from publicly funded institutions and systems of care (such as health care facilities, mental health facilities, foster care and other youth facilities, and corrections programs and institutions); and, receiving assistance from public or private agencies that address housing, health, social services, employment, education, or youth needs

The Home Repair Program offers assistance for the repair or replacement of items such as HVAC, roofs, broken gas water lines, hazardous electrical situations, etc.

The City of Mansfield also funded Mansfield Metropolitan Housing Authority with CDBG funds for emergency subsistence payments and intends to continue this partnership in the future.

Helping homeless persons (especially chronically homeless individuals and families, families with children, veterans and their families, and unaccompanied youth) make the transition to permanent housing and independent living, including shortening the period of time that individuals and families experience homelessness, facilitating access for homeless individuals and families to affordable housing units, and preventing individuals and families who were recently homeless from becoming homeless again

The City of Mansfield does provide technical assistance and participates on boards and committees that serve the homeless needs of the area. The following agencies and nonprofit organization provide services to homeless populations within the City of Mansfield: First Call 211, The Salvation Army, Catholic Charities, Volunteers of America, Catalyst Life Services, HUD VA VASH, Independent Living Center, and Wayfinders Homeless Shelter. The Homeless Response Team also addresses these issues, as described above.

CR-30 - Public Housing 91.220(h); 91.320(j)

Actions taken to address the needs of public housing

Rental assistance in the City of Mansfield continues to be provided by Mansfield Metropolitan Housing, Catholic Charities, and Community Action primarily.

The City of Mansfield has also worked with our local PHA to assist in the development of low-income housing units. The City of Mansfield seeks to assist with one specific project totaling \$27 million to add up to 120 low income housing units within the City.

The Mansfield Metropolitan Housing Authority administers the Housing Choice Voucher Program (Section 8) and currently maintains a portfolio of 1,903 vouchers for Richland County. The need for housing vouchers outweighs the number available significantly. Currently, MMHA has a waiting list of around 1800 families and it currently takes a family well over a year to reach the top of the waiting list to possibly secure a housing voucher. At this time MMHA has 138 families with vouchers ready for use, that are unable to find appropriate housing to utilize those vouchers

Richland County, and all agencies within the county, has funded a county-wide housing study that seeks to provide specific data on each city, as well as recommendations specific to those locations to assist in future development, leveraging of funds, and remove barriers to the development of all housing.

Actions taken to encourage public housing residents to become more involved in management and participate in homeownership

MMHA continues to support and encourage participation in the Tenant's Advisory committee for involvement in the Annual and Five-year plan.

Actions taken to provide assistance to troubled PHAs

N/A Mansfield Metropolitan Housing Authority is a high performing agency.

CR-35 - Other Actions 91.220(j)-(k); 91.320(i)-(j)

Actions taken to remove or ameliorate the negative effects of public policies that serve as barriers to affordable housing such as land use controls, tax policies affecting land, zoning ordinances, building codes, fees and charges, growth limitations, and policies affecting the return on residential investment. 91.220 (j); 91.320 (i)

The City of Mansfield does not appear to have any excessive, exclusionary, discriminatory or duplicative policies, rules and regulations that may constitute barriers to affordability in cost or incentives to develop or maintain units. The City has reviewed policies affecting real estate and other property, land use costs, zoning ordinances, building codes code enforcement, fees, and charges.

The City is not aware of any major analyses of existing policies within the past five years. While there do not appear to be major systemic barriers to affordable housing at the local level, there are Federal policies that effectively hinder the ability of local governments to meet affordable housing goals. For example, the federal "Lead Based Paint Hazard Reduction" requirements could make Mansfield's older housing stock more difficult to rehabilitate.

Richland County and The City of Mansfield are working to implement a county wide housing study with locality specific data to correct barriers identified in the plan.

Actions taken to address obstacles to meeting underserved needs. 91.220(k); 91.320(j)

The City of Mansfield promotes housing rehabilitation programs to meet the needs of low-income homeowners in Mansfield. The City continues working with Code Enforcement and the Zoning department to help alleviate building code violations and placement issues as they pertain to the residents of the City. The City has also worked closely with the Richland County Land Bank in an effort to identify future development sites through the demolition and greening of blighted properties.

Actions taken to reduce lead-based paint hazards. 91.220(k); 91.320(j)

On September 15, 2000, HUD's "Requirement for Notification, Evaluation, and Reduction of Lead Based Paint Hazards in Federally Owned Residential Property and Housing Receiving Federal Assistance" regulation took effect to implement Section 1012 and Section 1013 of the Residential Lead Based Paint Reduction Act of 1992. In general, the statute and implementing regulations requires certain lead based paint awareness and education efforts when federal funds are provided for certain kinds of housing activities (housing rehabilitation).

The Community Development Department ensured federally assisted housing activities were in compliance with HUD regulations during the program year. A major portion of the housing stock within the City was constructed at or before 1940 which makes it a high probability for it to contain lead hazards. Lead based paint remediation can have a significant impact on housing rehabilitation. The City of Mansfield has researched additional resources specifically to abate Lead based paint, but due

to staff capacity we have not been able to obtain that funding.

Actions taken to reduce the number of poverty-level families. 91.220(k); 91.320(j)

In addition to direct assistance to low to moderate income households, on an annual basis, the City reaches out to local non-profits and social service agencies to apply for CDBG funds. The City allocates a portion of the CDBG funds to agencies that provide services to low-income persons. Through public service activities that serve the youth, disabled, and community garden activities that provide fresh vegetables to those in need.

The City of Mansfield has also been an active partner in job fairs and job training programs to foster workforce development.

Actions taken to develop institutional structure. 91.220(k); 91.320(j)

Overall, existing housing, social service, mental, and other health care resources are coordinated and well utilized. This is in part due to the size and capacity of the greater Mansfield area. The area is small enough that communications and referrals are effective. Umbrella groups have provided an opportunity to meet and educate ourselves on program designs within the City.

Most current gaps in the institutional structure are from inadequate funding and staff resources at local agencies. A pending housing study will work to identify gaps and organizations with the capacity to fill those gaps in regards to housing.

Actions taken to enhance coordination between public and private housing and social service agencies. 91.220(k); 91.320(j)

Coordination between the various entities has and will continue in an effort to implement different elements and goals of the Annual Action Plan. The City has remained committed to continuing its participation and has continued to solicit participation and application for CDBG funds. During the Citizen Participation process the City delivered funding requests to various agencies throughout the City in an effort to combine programming and provide local support. Through the Community Development Department, conversations between the various entities occurred throughout 2022 to collaborate and help determine the best use of funds to support the local need. The City has also joined efforts with most non-profits in the area through the NPO Cohort Community Dashboard to identify all available resources for low-moderate income families.

Identify actions taken to overcome the effects of any impediments identified in the jurisdictions analysis of impediments to fair housing choice. 91.520(a)

The City maintains a completed Analysis of Impediments to Fair Housing. The document identified fair housing impediments, including but not limited to, zoning, neighborhood revitalization,

accessibility, building codes, and planning issues.

The City also maintains a fair housing commission that assists residents with referrals to the Office of Equal Opportunity within the Department of Housing and Urban Development and the Ohio Civil Rights Commission.

The City continually reviews its planning and zoning ordinances to maintain compliance with the Fair Housing Act. In addition, the City continues to fund public services that assist with youth development, transportation, and fresh produce opportunities.

Fair Housing outreach and education continued in 2022 with multiple trainings being presented. The City of Mansfield has partnered with Catholic Charities to provide quarterly training to their clients working through their financial literacy course. The City also held a Fair Housing training geared towards landlords and the main Richland County Library on September 27, 2022 with 28 attendees. On April 19, 2023 a training was held with the Mansfield Real Estate Investors group with approximately 25 attendees. Yearly training is also provided to staff at Mansfield Metropolitan Housing Authority. The City provided fair housing information to City residents through educational brochures with contact information. The Community Development office receives fair housing/landlord tenant calls and documents the information. Fair housing information is also provided to local social service agencies and non-profits for educational outreach. Fair housing training was stalled, but is typically afforded to the community throughout the year in order to educate all parties involved especially in the rental market. The City of Mansfield continues to inform subsidy recipients and landlords of fair housing laws, discriminatory practices, and enforcement procedures. The City continues to be in contact with landlords and intends on holding this training in another manner as soon as it is reasonable. Training for 2023 has been scheduled.

CR-40 - Monitoring 91.220 and 91.230

Describe the standards and procedures used to monitor activities carried out in furtherance of the plan and used to ensure long-term compliance with requirements of the programs involved, including minority business outreach and the comprehensive planning requirements

The City strives to meet the comprehensive program and planning requirements by monitoring each CDBG project. Monitoring of each project occurs at minimum yearly.

Citizen Participation Plan 91.105(d); 91.115(d)

Describe the efforts to provide citizens with reasonable notice and an opportunity to comment on performance reports.

The City posted a notice that the City's CDBG Consolidated Annual Performance and Evaluation Report (CAPER) will be available for public viewing and comment beginning on August 31, 2023 via the City website. The CAPER is due for submission to the Department of Housing and Urban Development by September 30, 2023. The City published a notice in the Mansfield News Journal (the local newspaper) on September 1, 2023, informing the public the City's Consolidated Performance Report is available for review and public comment starting September 1, 2023. The City also posted a press release on the City's website with a link to the Consolidated Annual Performance and Evaluation Report seeking review and public comment. The publications and website notices will be uploaded with the CAPER submission on/or before September 30, 2023, when the CAPER is due.

CR-45 - CDBG 91.520(c)

Specify the nature of, and reasons for, any changes in the jurisdiction's program objectives and indications of how the jurisdiction would change its programs as a result of its experiences.

The City of Mansfield does not foresee major changes in its current programming. The West End Target Area development has been well received and has spurred private investment in the area. Each of the funded programs were successful in 2022.

Does this Jurisdiction have any open Brownfields Economic Development Initiative (BEDI) grants?

No

[BEDI grantees] Describe accomplishments and program outcomes during the last year.

CR-50 - HOME 24 CFR 91.520(d)

Include the results of on-site inspections of affordable rental housing assisted under the program to determine compliance with housing codes and other applicable regulations

Please list those projects that should have been inspected on-site this program year based upon the schedule in 24 CFR §92.504(d). Indicate which of these were inspected and a summary of issues that were detected during the inspection. For those that were not inspected, please indicate the reason and how you will remedy the situation.

The City of Mansfield did not have any rental housing inspections to complete in the 2022 program year.

Provide an assessment of the jurisdiction's affirmative marketing actions for HOME units. 24 CFR 91.520(e) and 24 CFR 92.351(a)

The City of Mansfield ensures appropriate marketing through policies and review for sub-recipient rental housing.

Refer to IDIS reports to describe the amount and use of program income for projects, including the number of projects and owner and tenant characteristics

The City of Mansfield has allocated the majority of prior years program income towards the Area Agency on Aging development of 12 senior housing rental units. Remaining program income was allocated towards rehabilitation in 2022, however we were unable to complete any full home rehabilitations under the program due to lack of interested and qualified contractors to perform the work.

In 2022 new programs were initiated for release in 2023 to provide incentives for homebuyer and rental housing development.

Describe other actions taken to foster and maintain affordable housing. 24 CFR 91.220(k) (STATES ONLY: Including the coordination of LIHTC with the development of affordable housing). 24 CFR 91.320(j)

During the 2019 program year, an opportunity to work with Area Agency on Aging District 5 presented itself. We began the application process and approved a 12 unit low/mod income senior housing project. Construction was delayed due to COVID-19 and pre-construction needs, as well as the project requiring additional funding due to increased construction costs. This project is still moving forward with construction expected Fall 2023.

The City of Mansfield began working with a committee to address the need for a local housing study. This study identified current housing, types of housing, attainability of housing, development

impediments, and where organizations can fill gaps in housing needs. The plan was completed. The committee for this housing study meets regularly to improve impediments to development.

The City of Mansfield has updated down payment assistance policies, and has provided 2 households with assistance in the 2022 year.

The City of Mansfield has is also supporting the expansion of affordable housing through letters of support to expand the Turtle Creek Apartments which are low income housing units.

CR-58 – Section 3

Identify the number of individuals assisted and the types of assistance provided

Total Labor Hours	CDBG	HOME	ESG	HOPWA	HTF
Total Number of Activities	1	0	0	0	0
Total Labor Hours	86				
Total Section 3 Worker Hours	0				
Total Targeted Section 3 Worker Hours	0				

Table 14 – Total Labor Hours

Qualitative Efforts - Number of Activities by Program	CDBG	HOME	ESG	HOPWA	HTF
Outreach efforts to generate job applicants who are Public Housing Targeted Workers					
Outreach efforts to generate job applicants who are Other Funding Targeted Workers.					
Direct, on-the job training (including apprenticeships).					
Indirect training such as arranging for, contracting for, or paying tuition for, off-site training.					
Technical assistance to help Section 3 workers compete for jobs (e.g., resume assistance, coaching).					
Outreach efforts to identify and secure bids from Section 3 business concerns.					
Technical assistance to help Section 3 business concerns understand and bid on contracts.					
Division of contracts into smaller jobs to facilitate participation by Section 3 business concerns.					
Provided or connected residents with assistance in seeking employment including: drafting resumes, preparing for interviews, finding job opportunities, connecting residents to job placement services.					
Held one or more job fairs.					
Provided or connected residents with supportive services that can provide direct services or referrals.					
Provided or connected residents with supportive services that provide one or more of the following: work readiness health screenings, interview clothing, uniforms, test fees, transportation.					
Assisted residents with finding child care.					
Assisted residents to apply for, or attend community college or a four year educational institution.					
Assisted residents to apply for, or attend vocational/technical training.					
Assisted residents to obtain financial literacy training and/or coaching.					
Bonding assistance, guaranties, or other efforts to support viable bids from Section 3 business concerns.					
Provided or connected residents with training on computer use or online technologies.					
Promoting the use of a business registry designed to create opportunities for disadvantaged and small businesses.					
Outreach, engagement, or referrals with the state one-stop system, as designed in Section 121(e)(2) of the Workforce Innovation and Opportunity Act.					

Other.	1				
--------	---	--	--	--	--

Table 15 – Qualitative Efforts - Number of Activities by Program

Narrative

The City of Mansfield has created a space within the Community Development website to provide a resource for residents and community leaders to access information on local union apprenticeships, local job training, and other job search tools. Additionally, a section has been created to highlight Minority Business Assistance Center resources, trainings, and other opportunities to further develop businesses and workforce. Initiatives for Section 3 qualitative efforts are ongoing.

Attachment

PR-03

U.S. DEPARTMENT OF HOUSING AND URBAN DEVELOPMENT
OFFICE OF COMPLYING PLANNED AND DEVELOPMENT
FIVE STAR/MC REPORT

DATE: 8/26/2021
TIME: 1:51:29 PM
PAGE: 3/6

Year	PD	Project Name	Program	DBS Activity #	Activity to prevent, prepare for, and respond to Coronavirus	Activity Name
1994	0002	CONVERTED CDBG ACTIVITIES	CDBG	2	No	COMMITTED FUNDS ADJUSTMENT, CDBG
2012	0003	ECONOMIC DEVELOPMENT RLF (2012)	CDBG	1439	No	Westside Prosthetics and Orthotics
2020	0003	Target Area West End Neighborhood	CDBG	1440	No	West End Target Area
2021	0008	Homeowner Rehabilitation	CDBG	1486	No	36 REBA
2022	0001	CDBG Administration	CDBG	1484	No	CDBG ADMINISTRATION
2022	0001	CDBG Administration	CDBG	1485	No	CDBG ADMINISTRATION
2022	0002	Emergency Homeowner Repair	CDBG	1485	No	185 WYTTHER
2022	0002	Emergency Homeowner Repair	CDBG	1487	No	334 GREENDALE
2022	0002	Emergency Homeowner Repair	CDBG	1488	No	406 MULBERRY
2022	0002	Emergency Homeowner Repair	CDBG	1487	No	56 STATE
2022	0002	Emergency Homeowner Repair	CDBG	1489	No	297 CRYSTAL SPRINGS

3/6

IDIS

Address	Description	NAID	Post. Y	MTK	Status	Objectives	Outcomes
1380 W 4th St. Clevelo, OH 44106-1628		1AA	0	032	O	0	0
305 Glenston Ave. Mansfield, OH 44803-7209	ACTIVITY #1 FOR THE COMPLETION OF THE SECTION STARTED DURING THE 2021 GRANT YEAR FOR THE RESURFACING, LANDSCAPING, CURBS, LIGHTING AND SIDEWALKS OF A SECTION OF WEST END TARGET AREA	1AA	50	03K	C	1	1
36 Roba Ave. Mansfield, OH 44807-1231	PLUMBING UPGRADES. WORK BEGAN IN 2021 GRANT YEAR. WILL BE COMPLETED IN 2022 GRANT YEAR	1AA	0	14A	C	1	1
	ADMINISTRATION MONIES	0	0	21A	C	0	0
	0	0	0	21A	R	0	0
181 Whisler Rd. Mansfield, OH 44901-2101	FOR THE COMPLETION OF PROJECT BEGUN IN 2021 FOR PLUMBING AND ELECTRICAL UPGRADES	1AA	0	14A	C	2	2
334 Greendale Ave. Mansfield, OH 44802-7727	TO COMPLETE PROJECT THAT WAS STARTED DURING 2021 GRANT YEAR.	1AA	0	14A	C	1	1
400 N Mulberry St. Mansfield, OH 44802-1047	THIS IS FOR THE FINAL PHASE ELECTRICAL UPGRADES REMOVE existing wires & concrete pad & replace same new steel insulated rear door new front storm door	1AA	0	14A	C	1	1
56 Stan Jr. Mansfield, OH 44807-1340	EMERGENCY REHAB OF A NEW WATER LINE FROM HOUSE TO MAIN	1AA	0	14A	C	1	1
287 Crystal Spring St. Mansfield, OH 44803-4827	EMERGENCY REHAB ROOF & PORCH	1AA	0	14A	C	1	1

3/61

IDIS

Fund Dt	Funded	Drawn Time Amount	Drawn In Amount	Balance	Account Type	Report Year	Actual By Year	Total Drawn X Race Low	Owner-Low	Owner-Low/Total	Owner-Non LM	Owner-Total	Owner-PCT LM	Renters X Low
3/1/2001	7,243,554.70	7,243,554.70	0.00	0.00	0	0	0	0	0	0	0	0	0	0
3/23/2020	30,500.00	30,500.00	0.00	0.00	13	2019	3	3	0	0	0	0	0	0
7/1/2022	108,849.28	108,849.28	108,849.28	0.00	01	2022	0	0	0	0	0	0	0	0
7/1/2022	12,440.57	12,440.57	12,440.57	0.00	10	2022	1	1	0	0	0	1	0	0
7/1/2022	186,893.10	186,893.10	186,893.10	0.00	0	0	0	0	0	0	0	0	0	0
8/9/2022	0.00	0.00	0.00	0.00	0	0	0	0	0	0	0	0	0	0
7/1/2022	18,312.83	18,312.83	18,312.83	0.00	10	2021	1	1	0	0	0	1	0	0
7/1/2022	21,881.67	21,881.67	21,881.67	0.00	10	2021	1	1	0	0	0	1	0	0
7/27/2022	12,286.78	12,286.78	12,286.78	0.00	10	2022	1	1	0	0	0	1	0	0
10/1/2022	5,198.88	5,198.88	5,198.88	0.00	10	2022	1	1	0	0	0	1	0	0
10/20/2022	23,937.15	23,937.15	23,937.15	0.00	10	2022	1	1	0	0	0	1	0	0

2/61

1015

Accomplishment Narrative
0
(PY18) BUSINESS CLOSED IN 2019, NO PAYMENTS WERE RECEIVED INTO CDBG FUNDS. CDBG FUNDS WERE USED IN CONNECTION WITH HOME REPAIR FUNDS. THE DATA PRESENTED IS BASED ON INFORMATION THAT WAS PROVIDED PREVIOUSLY PRIOR TO CLOSING OF BUSINESS
(PY22)
(PY22) PLUMBING REPAIRED/REPLACED IN RESIDENCE
0
0
(PY22) THIS WAS AN ELECTRICAL UPGRADE THROUGHOUT THE HOME
(PY21) PROJECT WAS COMPLETED DURING THE 2022 PROGRAM YEAR. THE PROJECT WAS REPORTED IN 2021. ELECTRICAL UPGRADES WERE THE LAST PHASE OF THE PROJECT
(PY22) REMOVE & REPLACE REAR SLIPS & CONCRETE PAD. REMOVE AND REPLACE REAR DOOR. REMOVE AND REPLACE FRONT STORM DOOR
(PY22) NEW WATER LINE INSTALLED FROM HOUSE TO MAIN. A ROOF WAS ALSO PUT ON. THAT WAS IDIS NO 1511
HOMEOWNER STATS ARE REPORTED UNDER THIS NUMBER
(PY22) REPLACED ROOF AND REPAIR PORCH ON SINGLE OWNER OCCUPIED UNIT

1040

1015

Year	Project Name	Program	Activity #	Activity to prevent, prepare for, and respond to Coronavirus	Activity Name
2022	0002 Emergency Homeowner Repair	CDBG	1500	No	957 AUBURN
2022	0002 Emergency Homeowner Repair	CDBG	1501	No	1830 STONEY RIDGE CT
2022	0002 Emergency Homeowner Repair	CDBG	1502	No	1830 STONEY RIDGE CT
2022	0002 Emergency Homeowner Repair	CDBG	1503	No	957 AUBURN
2022	0002 Emergency Homeowner Repair	CDBG	1504	No	45 ROWLAND
2022	0002 Emergency Homeowner Repair	CDBG	1505	No	321 WAYNE
2022	0002 Emergency Homeowner Repair	CDBG	1507	No	603 LOUISE
2022	0002 Emergency Homeowner Repair	CDBG	1508	No	214 BOSTON
2022	0002 Emergency Homeowner Repair	CDBG	1510	No	348 MULBERRY
2022	0002 Emergency Homeowner Repair	CDBG	1511	No	56 STATE ST
2022	0002 Emergency Homeowner Repair	CDBG	1512	No	503 BONHAM
2022	0002 Emergency Homeowner Repair	CDBG	1513	No	585 IRON
2022	0002 Emergency Homeowner Repair	CDBG	1514	No	218 ARCH
2022	0002 Emergency Homeowner Repair	CDBG	1515	No	225 BARTLEY
2022	0002 Emergency Homeowner Repair	CDBG	1516	No	78 CARPENTER
2022	0002 Emergency Homeowner Repair	CDBG	1518	No	31 WESTGATE
2022	0002 Emergency Homeowner Repair	CDBG	1519	No	1884 LONGVIEW
2022	0002 Emergency Homeowner Repair	CDBG	1520	No	37 HOFFMAN
2022	0002 Emergency Homeowner Repair	CDBG	1521	No	215 LINDA

1140

RMS

Address	Description	NAO#	Fed/LM	MTX	Status	Objectives	Outcomes
257 Auburn St. Mansfield, OH 44802-8001	SINGLE-OWNER OCCUPIED UNIT ROOF REPAIR	LMP	0	14A	C	1	3
1810 Stoney Ridge Ct. Mansfield, OH 44804-1830	ROOF REPLACEMENT FOR SINGLE-FAMILY OWNER-OCCUPIED UNIT	LMP	0	14A	C	1	3
1810 Stoney Ridge Ct. Mansfield, OH 44804-1830	1810 STONEY RIDGE FOR A FURNACE INSTALLATION(REPLACEMENT)	LMP	0	14A	C	1	3
257 Auburn St. Mansfield, OH 44802-8001	257 AUBURN ELECTRICAL UPGRADE	LMP	0	14A	C	1	3
45 Reedard Ave. Mansfield, OH 44803-1424	THIS IS A TWO-PART PROJECT FOR AN OWNER-OCCUPIED RESIDENTIAL DWELLING	LMP	0	14A	C	1	3
321 Wayne St. Mansfield, OH 44803-1437	INSTALLATION OF FURNACE IN SINGLE-FAMILY-OWNER-OCCUPIED UNIT	LMP	0	14A	C	2	2
680 Loudon Ave. Mansfield, OH 44803-1128	INSTALL FURNACE EMERGENCY	LMP	0	14A	C	1	2
234 Boston Ave. Mansfield, OH 44806-2480	FURNACE, SOLERHOTWATER HEATER	LMP	0	14A	C	1	1
148 N Mulberry St. Mansfield, OH 44802-1050	REAR PORCH REPLACEMENT	LMP	0	14A	C	1	1
56 Steel St. Mansfield, OH 44802-1346	ROOF REPLACEMENT	LMP	0	14A	C	2	2
263 Bowman St. Mansfield, OH 44803-1206	REPLACE FRONT PORCH	LMP	0	14A	C	1	1
565 Spruce Ave N. Mansfield, OH 44805-2038	DRAIN WORK AT 565 ILLINOIS AVE MANSFIELD OH	LMP	0	14A	C	1	1
235 E. Ash St. Mansfield, OH 44802-7743	FRONT PORCH ROOF REPLACEMENT	LMP	0	14A	C	1	1
225 Berkeley Ave. Mansfield, OH 44803-2006	FURNACE INSTALLATION	LMP	0	14A	C	1	1
78 Carpenter Rd. Mansfield, OH 44803-2206	ROOF REPLACEMENT	LMP	0	14A	C	1	1
31 Westgate Dr. Mansfield, OH 44806-2845	SEPTIC SEWER LINE REPAIR AT 31 WESTGATE	LMP	0	14A	C	1	1
1094 W Langshaw Ave. Mansfield, OH 44806-1804	ROOF REPLACEMENT AT 1094 LONGVIEW	LMP	0	14A	C	1	1
32 Hoffman Ave. Mansfield, OH 44806-3002	ROOF REPLACEMENT AT 32 HOFFMAN	LMP	0	14A	C	2	2
225 Linsale St. Mansfield, OH 44806-2431	ROOF REPLACEMENT	LMP	0	14A	C	2	2

1/2021

RMS

Fund Dr	Funded	Draw Thru Amount	Draw In Amount	Balance	Account Type	Report Year	Actual By Year	Total	Owner-X Rate Low	Owner-Low	Owner-Low/Total	Owner-Non LM	Owner-Total	Owner-PCT LM	Reserv X Low
10/20/2022	29,175.45	29,175.45	29,175.45	0.00	10	2022	1	1	1	0	0	0	1	0	0
10/20/2022	28,206.81	28,206.81	28,206.81	0.00	10	2022	1	1	1	0	0	0	1	0	0
11/7/2022	0.00	0.00	0.00	0.00	10	2022	1	1	0	0	1	0	1	0	0
11/7/2022	0.00	0.00	0.00	0.00	10	2022	1	1	1	0	0	0	1	0	0
11/7/2022	23,631.75	23,631.75	23,631.75	0.00	10	2022	1	1	0	0	1	0	1	0	0
11/7/2022	13,156.58	13,156.58	13,156.58	0.00	10	2022	1	1	1	0	0	0	1	0	0
11/20/2022	6,755.66	6,755.66	6,755.66	0.00	10	2022	1	1	0	0	1	0	1	0	0
1/6/2023	12,882.80	12,882.80	12,882.80	0.00	10	2022	1	1	0	1	0	0	1	0	0
1/17/2023	21,887.13	21,887.13	21,887.13	0.00	10	2022	1	1	0	1	0	0	1	0	0
1/17/2023	15,000.03	15,000.03	15,000.03	0.00	10	2022	1	1	0	1	0	0	1	0	0
1/17/2023	2,576.26	2,576.26	2,576.26	0.00	10	2022	1	1	0	1	0	0	1	0	0
2/10/2023	4,043.92	4,043.92	4,043.92	0.00	10	2022	1	1	1	0	0	0	1	0	0
2/10/2023	8,823.67	8,823.67	8,823.67	0.00	10	2022	1	1	0	0	1	0	1	0	0
2/10/2023	13,740.07	13,740.07	13,740.07	0.00	10	2022	1	1	0	1	0	0	1	0	0
2/10/2023	25,057.05	25,057.05	25,057.05	0.00	10	2022	1	1	0	1	0	0	1	0	0
4/14/2023	8,899.49	8,899.49	8,899.49	0.00	10	2022	1	1	0	1	0	0	1	0	0
8/26/2023	1,615.61	1,615.61	1,615.61	0.00	10	2022	1	1	0	1	0	0	1	0	0
4/26/2023	17,364.57	17,364.57	17,364.57	0.00	10	2022	1	1	1	0	0	0	1	0	0
5/16/2023	1,170.50	1,170.50	1,170.50	0.00	10	2022	1	1	1	0	0	0	1	0	0

13/40

RDIS

Accomplishment Narrative
(PY22) REPLACE ROOF ON SINGLE-FAMILY OWNER OCCUPIED UNIT & UPDATE ELECTRICAL
(PY22) REPLACE ROOF ON SINGLE-FAMILY OWNER OCCUPIED UNIT. REPLACE FURNACE.
(PY22) TO INSTALL A NEW FURNACE IN SINGLE-FAMILY OCCUPIED DWELLING.
(PY22) ELECTRICAL UPGRADE IN SINGLE-FAMILY OCCUPIED UNIT
(PY22) ROOF REPLACEMENT & FURNACE REPLACEMENT
(PY22) INSTALLATION OF FURNACE IN SINGLE-FAMILY OWNER OCCUPIED DWELLING
(PY22) EMERGENCY INSTALLATION OF FURNACE
(PY22) REHAB FOR FURNACE/BILER/NOT WATER TANK
(PY22) REAR PORCH WAS REPLACED TO MATCH EXISTING
(PY22) REPLACE ROOF. THE STATS ON HOMEOWNER(S) IS REPORTED UNDER 1487
(PY22) REPLACE FRONT PORCH
(PY22) SEWER LINE REPAIR AT LISTED ADDRESS
(PY22) FRONT PORCH ROOF REPLACEMENT
(PY22) FURNACE INSTALLED
(PY22) ROOF REPLACEMENT
(PY22) REPAIR OF SEWAGE LINES
(PY22) REPLACE ROOF AT 1384 LONGVIEW
(PY22) REPLACE ROOFING AT 32 HOFFMAN
(PY22) ROOF REPLACEMENT AT 215 LASALLE

2048

RDIS

Year	RD	Project Name	CDIS Program	Activity to prevent, prepare for, and respond to Coronavirus	Activity Name
2022	0002	Emergency Homeowner Repair	CDIS 1524	No	IBM LONGVIEW
2022	0003	Targeted Code Enforcement Census Tract 5	CDIS 1483	No	Targeted Code Enforcement
2022	0004	Marionville Metropolitan Housing Authority - Emergency Subsidence	CDIS 1481	No	Marionville Metropolitan Housing Authority Subsidy Payments
2022	0005	Catholic Charities- HOPE Food Pantry	CDIS 1487	No	CATHOLIC CHARITIES HOPE FOOD PANTRY
2022	0007	Richland County Transit- Dial-a-Ride	CDIS 1493	No	RICHLAND COUNTY TRANSIT DIAL A RIDE
2022	0008	City of Marionville- Parks Summer Fun	CDIS 1494	No	City of Marionville Parks Summer Activities
2022	0009	MECIC- Community Gardens	CDIS 1485	No	MECIC COMMUNITY GARDEN

2049

EDS

Address	Description	Method	Fund	MTX	Status	Objectives	Outcomes
1094 W Langston Ave Mansfield, OH 44806-1804	REPLACE AND INSTALL NEW HOTWATER TANK	LMH	0	14A	C	1	3
334 N Dearborn St Mansfield, OH 44802-1702	CODE ENFORCEMENT OFFICERS WILL CONTINUE TO POLICE AREA TO ENSURE PROPERTY OWNERS ARE IN COMPLIANCE WITH CODES IN THE TARGETED AREA CENSUS TRACT 5	LMH	56.93	18	C	1	3
86 W 3rd St Mansfield, OH 44802-1215	FUNDS WILL BE USED TO PREVENT HOMELESSNESS TO ASSIST WITH RENTS AND UTILITIES	URR	0	06	C	3	3
2 Smith Ave Mansfield, OH 44806-2855	PROVIDE, IN PART, FOR THE SERVICES OF EMPLOYEE(S) TO ADMINISTER THE FOOD BANK PROGRAM THROUGHOUT THE MANSFIELD AREA	URR	0	06W	C	1	3
10 N Main St Mansfield, OH 44802-1720	PROVIDE TRANSPORTATION CITY-WIDE TO HANDICAPPED AND SENIOR CITIZENS IN THE COMMUNITY WHO DO NOT DRIVE	LMC	0	05L	C	3	2
100 Benvenue Ave Mansfield, OH 44806-3236	THIS PROGRAM BENEFITS YOUTH DURING THE SUMMER WITH ACTIVITIES AND SUPERVISED GUIDANCE	LMC	0	03F	C	1	1
134 N Main St Mansfield, OH 44802-7888	PROJECT IS FOR TEACHING GARDENS TO TEACH PEOPLE ABOUT GROWING AND PRODUCING OWN FOOD	LMC	0	06W	C	1	3

22/40

EDS

Fund Dt	Funded	Draw Thru Amount	Draw In Amount	Balance	Accomp Type	Report Year	Actual By Year	Total	Owner-K Race Low	Owner-Low	Owner-Low/Total	Owner-Non LM	Owner-Total	Owner-PCT LM	Residual X Low
9/15/2022	7,800.00	2,800.00	2,800.00	0.00	10	2022	1	1	0	0	1	0	1	0	0
9/9/2022	12,447.59	12,447.59	12,447.59	0.00	10	2022	0	0	0	0	0	0	0	0	0
9/9/2022	37,584.89	37,584.89	37,584.89	0.00	01	2022	28	0	0	0	0	0	0	0	0
9/9/2022	17,038.83	17,038.83	17,038.83	0.00	01	2022	1256	0	0	0	0	0	0	0	0
9/9/2022	36,327.03	36,327.03	36,327.03	0.00	01	2022	121	121	0	0	0	0	0	0	0
9/9/2022	18,201.24	18,201.24	18,201.24	0.00	11	2022	50	50	0	0	0	0	0	0	0
9/9/2022	18,633.11	18,633.11	18,633.11	0.00	01	2022	218	218	0	0	0	0	0	0	0

23/40

825

Renter-Low	Renter-Low/Mod	Renter-Non-LM	Renter-Total	Renter-PCT-LM	Owner-Renter-X-Low	Owner-Renter-Low	Owner-Renter-Low/Mod	Owner-Renter-Non-LM	Owner-Renter-Total
0	0	0	0	0	0	0	1	0	0
0	0	0	0	0	0	0	0	0	0
0	0	0	0	0	0	0	0	0	0
0	0	0	0	0	0	0	0	0	0
0	0	0	0	0	0	0	0	0	0
0	0	0	0	0	0	0	0	0	0
0	0	0	0	0	0	0	0	0	0
0	0	0	0	0	0	0	0	0	0

24/25

826

Owner-Renter-PCT-LM	Persons-X-Low	Persons-Low	Persons-Mod	Persons-Non-LM	Persons-Total	Persons-PCT-LM	Fem-NonPct-Owner	Fem-NonPct-Renter	Fem-NonPct-Owner-Renter	White-Owner	White-Renter	White-Persons	White-Owner
0	0	0	0	0	0	0	0	0	0	1	0	0	0
0	0	0	0	0	0	0	0	0	0	0	0	0	0
0	0	0	0	0	0	0	0	0	0	0	0	0	0
0	0	0	0	0	0	0	0	0	0	0	0	0	0
0	0	131	0	0	131	1	0	0	0	0	0	92	0
0	15	15	20	0	50	1	0	0	0	0	0	13	0
0	0	216	0	0	216	1	0	0	0	0	0	162	0

25/25

EDS

WhiteH Renter	WhiteH Persons	Black Owner	Black Renter	Black Persons	BlackH Owner	BlackH Renter	BlackH Persons	Asian Owner	Asian Renter	Asian Persons	AsianH Owner	AsianH Renter	AsianH Persons	Asian Owner	Asian Renter	Asian Persons	AsianH Owner	AsianH Renter	AsianH Persons	SPPH Owner	
0	0	0	0	0	0	0	0	0	0	0	0	0	0	0	0	0	0	0	0	0	0
0	4	0	0	0	0	0	0	0	0	0	0	0	0	0	0	0	0	0	0	0	0
0	0	0	0	0	0	0	0	0	0	0	0	0	0	0	0	0	0	0	0	0	0
0	0	0	0	0	0	0	0	0	0	0	0	0	0	0	0	0	0	0	0	0	0
0	0	0	0	27	0	0	0	0	0	1	0	0	0	0	0	0	0	0	0	0	0
0	0	0	0	0	0	0	0	0	0	0	0	0	0	0	0	0	0	0	0	0	0
0	0	0	0	0	0	0	0	0	0	0	0	0	0	0	0	0	0	0	0	0	0

26/32

EDS

SPPH Renter	SPPH Persons	SPPH Owner	SPPH Renter	SPPH Persons	AsianW Owner	AsianW Renter	AsianW Persons	AsianW Owner	AsianW Renter	AsianW Persons	AsianW Owner	AsianW Renter	AsianW Persons	AsianW Owner	AsianW Renter	AsianW Persons	BlackW Owner	BlackW Renter	BlackW Persons	
0	0	0	0	0	0	0	0	0	0	0	0	0	0	0	0	0	0	0	0	0
0	0	0	0	0	0	0	0	0	0	0	0	0	0	0	0	0	0	0	0	0
0	0	0	0	0	0	0	0	0	0	0	0	0	0	0	0	0	0	0	0	0
0	0	0	0	0	0	0	0	0	0	0	0	0	0	0	0	0	0	0	0	0
0	0	0	0	0	0	0	0	0	0	0	0	0	0	0	0	0	0	0	0	0
0	0	0	0	0	0	0	0	0	0	0	0	0	0	0	0	0	0	0	0	11
0	0	0	0	0	0	0	0	0	0	0	0	0	0	0	0	0	0	0	0	0

27/32

10/5

Accomplishment Narrative
(PY22) REPLACE & INSTALL NEW HOT WATER TANK
(PY22) CODE ENFORCEMENT OFFICERS POLICE THIS AREA TO PREVENT FURTHER DETERIORATION OF STRUCTURES AND PROPERTIES IN A DECLINING CENSUS TRACT. The oversight included violations for junk accumulation, grass too high and weeds, animal zoning, housing demolition/demolition, abandoned vehicles and trash.
(PY22) TO ASSIST TENANTS WITH SUBSIDY PAYMENTS FOR RENTS AND UTILITIES
(PY22) PERSONAL SERVICES WERE PROVIDED TO ADMINISTER THE FOOD BANK PROGRAM THROUGH CATHOLIC CHARITIES
(PY22) RIDES WERE PROVIDED FOR RESIDENTS OF THE CITY OF MANSFIELD WHO ARE HANDICAPPED AND/OR ELDERLY
(PY22) THE PROGRAM PROVIDED SUPERVISED ACTIVITIES FOR YOUTH IN THE COMMUNITY. THE PROGRAM ALSO PROVIDED MATERIALS FOR THE PROGRAM. WAGES WERE PAID TO SEASONAL PEOPLE TO PROVIDE SERVICES TO THE YOUTH. THIS IS A CITY WIDE PROGRAM FREE TO ALL. THE BENEFITS PRESUMED TO SERVICE ALL LOW TO LOW/MOD PARTICIPANTS. THIS PROGRAM CREATES A SAFE AND FUN ENVIRONMENT FOR CHILDREN
(PY22) THIS ORGANIZATION HAS TEACHING GARDENS THROUGHOUT COMMUNITY. THE USE OF CDBG FUNDS HAS BEEN IN CENSUS TRACTS 6, 7, 15, 16 & 31. THEY HAVE USED FUNDS FOR STAFFING, CLASSES & SUPPLIES

20/40

10/5

Year	MO	Project Name	CDBG Program Activity #	Activity to prevent, prepare for, and respond to Coronavirus	Activity Name	
2022	0016	Economic Development RLF	CDBG	1488	No	UNION BENEFITS
2022	0016	Economic Development RLF	CDBG	1506	No	Restoration Shish-olot Market Ave DT & Banta Festa
2022	0016	Economic Development RLF	CDBG	1573	No	ASPIRE SPORTS INC

31/40

RD5

Address	Description	NatObj	PrjLM	MTK	Status	Objectives	Outcomes
214 Lexington Ave. Mansfield, OH 44007-1238	PURCHASE OF OFFICE EQUIPMENT & WORKING CAPITAL	18J	0	18A	C	3	3
250 Mahan Ave. Mansfield, OH 44003-2022	TO PURCHASE EXISTING BUSINESS NEW OWNER WILL CONTINUE TO OPERATE BUSINESS UNDER THE EXISTING NAME	18J	0	18A	C	3	2
201 E. 5th St. Ste 123 Mansfield, OH 44907-1490	THE BUSINESS HAS BEEN IN OPERATION FOR OVER 40 YEARS THIS IS A COMPANY THAT DOES ASSEMBLY, MARKETING, DISTRIBUTION AND DEVELOPMENT	18J	0	18A	C	3	3

23-41

RD5

Fund Ct	Fundcd	Draw Thru Amount	Draw In Amount	Balance	Accomp Type	Report Year	Actual By Year	Total	Owner X Race Low	Owner Low	Owner Low/Total	Owner Non LM	Owner Total	Owner PCT LM	Roster X Low
10/18/2022	50,000.00	50,000.00	50,000.00	0.00	13	2022	3	3	0	0	0	0	0	0	0
11/8/2022	70,000.00	70,000.00	70,000.00	0.00	13	2022	3	3	0	0	0	0	0	0	0
9/1/2022	60,000.00	60,000.00	60,000.00	0.00	13	2022	1	1	0	0	0	0	0	0	0

23-42

IDIS

Renter-Low	Renter-LowMod	Renter-Non LM	Renter-Total	Renter-PCT LM	Owner+Renter-X Low	Owner+Renter-Low	Owner+Renter-LowMod	Owner+Renter-Non LM	Owner+Renter-Total
0	0	0	0	0	0	0	0	0	0
0	0	0	0	0	0	0	0	0	0
0	0	0	0	0	0	0	0	0	0

3440

IDIS

Owner+Renter-PCT LM	Persons-X Low	Persons-Low	Persons-Mod	Persons-Non LM	Persons-Total	Persons-PCT-LM	Fem Holdr Owner	Fem Holdr Renter	Fem Holdr Owner+Renter	White Owner	White Renter	White Persons	White Holdr Owner
0	0	0	0	0	0	0	0	0	0	0	0	0	0
0	0	0	0	0	0	0	0	0	0	0	0	0	0
0	0	0	1	0	1	1	0	0	0	0	0	1	0

3540

025

BlackWH Owner	BlackWH Renter	BlackWH Persons	AsianWH Owner	AsianWH Renter	AsianWH Persons	AfricanWH Owner	AfricanWH Renter	AfricanWH Persons	OtherWH Owner	OtherWH Renter	OtherWH Persons	OtherWH Owner	OtherWH Renter	OtherWH Persons	AsianPI Owner	AsianPI Renter
0	0	0	0	0	0	0	0	0	0	0	0	0	0	0	0	0
0	0	0	0	0	0	0	0	0	0	0	0	0	0	0	0	0
0	0	0	0	0	0	0	0	0	0	0	0	0	0	0	0	0

3849

025

AsianPI Persons	AsianPI Owner	AsianPI Renter	AsianPI Persons	Hispanic Owner	Hispanic Renter	Hispanic Persons	Hispanic Owner	Hispanic Renter	Hispanic Persons	Total	Total
0	0	0	0	0	0	0	0	0	0	3	0
0	0	0	0	0	0	0	0	0	0	3	0
0	0	0	0	0	0	0	0	0	0	1	0

3849

IDIS

Accomplishment Narrative

(PY22) TO PURCHASE FURNITURE AND EQUIPMENT FOR NEW OFFICE AND WORKING CAPITAL. THE COMPANY PROPOSES TO RETAIN 3 FULL TIME JOBS AND TO CREATE 3 MORE FULL TIME JOBS OVER THE NEXT THREE YEARS.

(PY22) THE COMPANY WILL RETAIN 3 FULL-TIME JOBS & 12 PART-TIME JOBS. THE COMPANY WILL CREATE 3 NEW JOBS OVER THE NEXT 3 YEARS.


(PY22) THREE FULL TIME JOBS TO BE CREATED OVER THE NEXT 24 MONTHS.

4048

Fair Housing AI

The City of Mansfield Office of Community Development

Fair Housing Analysis of Impediments, Affirmatively Furthering Fair Housing



Introduction

The City of Mansfield, Ohio, is a participant in the U.S. Department of Housing and Urban Development's (HUD) Community Development Block Grant (CDBG) Program. Since the inception of CDBG funds to entitlement communities, HUD has required various reports to satisfy the grantor's jurisdiction compliance with all laws, applicable programs, and regulations, and to demonstrate the community's ability to carry out the program in a timely and compliant manner. As a condition of compliance, communities who are awarded CDBG funds are instructed by HUD to conduct an Analysis of Impediments.

The purpose of the analysis in each entitlement area throughout the nation is to determine the possible existence of impediments to fair housing choices based upon race, religion, sex, color, national origin, handicap, familial status, ancestry (OH), military status (OH), age (Mansfield), and marital status (Mansfield). If any impediments are identified, entitlement communities are directed to suggest necessary steps to reduce and/or eliminate barriers that prevent methods to affirmatively further fair housing.

In the Fair Housing Planning Guide, HUD defines the AI as: "... A comprehensive review of state or entitlement jurisdiction's laws, regulations, and administrative policies, procedures, and practices. The AI involves an assessment of how these laws, policies, and procedures affect the location, availability, and accessibility of housing and how conditions, both private and public, affect fair housing choice."

Furthermore, HUD updated its requirements in a memorandum dated February 14, 2000, that stated in part: "The Consolidated Plan regulation (24 CFR 81) requires each state and local government to submit a certification that is affirmatively furthering fair housing. This means that it will (1) conduct an analysis of impediments to fair housing choice, (2) take appropriate actions to overcome the effects of impediments identified through that analysis, and (3) maintain records reflecting the analysis and actions."


Fair Housing Choice


Housing choice throughout the United States has yet to realize the levels of equal access guaranteed in the Civil Rights Act affecting persons who encounter discrimination based on race, color, religion, sex, national origin, disability or familial status. Fair Housing Choice has come a long way over the past 30 years. However, recent reports show that barriers to affirmatively further fair housing choice still exist.


The National Fair Housing Alliance's (NFHA)- 2019 Fair Housing Trend Report provides up-to-date published findings and show that significant barriers still exist among persons based on race, color, religion, sex, national origin, disability and familial status. Its key findings include:

- 🏠 There were 31,202 reported complaints of housing discrimination in 2018. Of these, private fair housing organizations were responsible for addressing 75%, the lion's share of all housing discrimination complaints nationwide. This showed an increase in complaints of eight percent and is the highest since NFHA began producing the annual Fair Housing Trends Report in 1995.

The City of Mansfield Office of Community Development

 56.33% of these complaints involved discrimination on the basis of disability, followed by 18.75% based on racial discrimination, 8.72% based on discrimination of familial status, 7.53% based on discrimination of national origin, 8.27% based on discrimination of sex, 1.91% based on discrimination of color, and 1.30% based on discrimination of religion. NFHA reports "other" issues of discrimination accounted for 8.48% of complaints.

 83.38% of all acts of housing discrimination reported in 2018 occurred during rental transactions.

 Discussed proposed changes to the Affirmatively Furthering Fair Housing rule.

Ohio State Law also prohibits the discrimination in the sale, rental, or leasing of housing on the basis of race, color, religion, national origin, ancestry, sex, handicap & age. In addition, the City of Mansfield includes two more protected classes those being age and marital status.

The purpose of this analysis is to identify any local housing concerns and impediments to the exercise of fair housing choice in the City of Mansfield. This analysis attempts to identify any attitudes, barriers, institutional practices and public policies which create barriers to affirmatively further fair housing. Research and analysis of information regarding housing choice and restrictions were based upon a review of socioeconomic and housing characteristics. Data sources included historical US Census figures (2000-2018).

City of Mansfield

The purpose of this profile is to describe the socioeconomic characteristics of the City of Mansfield, which is essential to the short and long-term housing goals of the community. Socioeconomic characteristics include, but are not limited to, population size, age, gender, race, employment, housing value, tenure, and housing unit age.

The City of Mansfield is located in North Central Ohio and is the governmental seat of Richland County. It is approximately 31 square miles and lies midway between Columbus and Cleveland. Cleveland is approximately 79 miles north of Mansfield, and Columbus is approximately 67 miles south of the City.

Mansfield was founded in 1808 and eventually became a major manufacturing hub with numerous railroad lines. With the decline of the manufacturing sector, the City of Mansfield began to lose population. According to the 2010 Census Mansfield currently has a population of 47,821.

The City of Mansfield Office of Community Development

Population

Total Population

According to the 2010 U.S. Census, the City of Mansfield has a population of 47,821. From 2000 to 2010, the population of Mansfield fell by 3.13%.

Population Trends

	1990	2000	Change 1990-2000		2010	Change 2000-2010		2010	Change 2000-2010	
			#	%		#	%		#	%
Mansfield	50,905	48,346	(2,559)	-3.06%	47,821	(1,525)	-3.08%	46,599	(1,222)	-2.64%
Richland County	426,160	428,797	2,637	2.05%	434,173	(4,624)	-3.55%	421,354	(2,819)	-2.64%
Ohio	10,930,000	11,960,000	1,030,000	9.74%	12,350,000	170,000	1.50%	12,660,000	150,000	1.35%

The above chart illustrates the population trends of the City of Mansfield against Richland County and the State of Ohio. While The State of Ohio seems to be gaining steady population, Richland County and the City of Mansfield have had steady declines in population.

Racial/Ethnic Population Breakdown

	2000		2010	Percent of total Population 2010		Percent of Change 2000 - 2010
	#	%		#	%	
White	37,885	78.77%	35,058	73.31%	-7.46%	
Black or African American	9,695	19.65%	10,592	22.15%	9.25%	
American Indian and Alaskan Indian	197	0.28%	96	0.20%	-29.93%	
Asian or Pacific Islander	391	0.67%	980	0.79%	14.80%	
Two or More Races	1,023	2.07%	1,434	3.00%	40.18%	
Some other Races	275	0.58%	261	0.55%	-5.09%	
Total Population	48,346	100.00%	47,821	100.00%	N/A	

Since 2000 the African American population has seen an increase along with those who report two or more races. These gains offset the other population losses but are not enough to overcome the overall decline in population in Mansfield.

	2000		Percent of Total Population 2010	
	#	%	#	%
Hispanic or Latino	605	1.23%	921	1.93%
Non-Hispanic or Latino	48,741	98.77%	46,900	98.07%
TOTAL	49,346	100.00%	47,821	100.00%

The Hispanic Latino versus non-Hispanic Latino remains rather steady from 2000 through 2010.

The City of Mansfield Office of Community Development

Age

Census Year	2000		2010		Change	Male	Female
	TOTAL	MALE	FEMALE	TOTAL			
	24,481		21,805			842	(2,257)
Years of Age	#	%	#	%	#	%	%
Under 5	3,539	7.20%	2,978	6.29%	(575)	-16.18%	
5 to 9	3,368	6.89%	2,725	5.70%	(643)	-19.06%	
10 to 14	3,082	6.25%	2,448	5.12%	(634)	-20.57%	
15 to 19	3,014	6.11%	2,873	6.01%	(141)	-4.68%	
20 to 24	3,368	6.82%	3,486	7.91%	118	3.69%	
25 to 34	7,290	14.77%	7,190	15.04%	(100)	-1.37%	
35 to 44	7,354	14.90%	6,177	12.92%	(1,177)	-16.00%	
45 to 54	6,373	12.91%	6,732	14.08%	359	5.63%	
55 to 59	2,286	4.63%	2,939	6.19%	679	29.44%	
60 to 64	2,025	4.10%	2,736	5.72%	711	35.11%	
65 to 74	3,822	7.75%	3,495	7.51%	(326)	-8.53%	
75 to 84	2,842	5.76%	2,639	5.69%	(193)	-6.44%	
Over 85	968	1.96%	1,349	2.82%	380	39.27%	
	49,946		47,821		(2,125)		

The age statistics show the decline of almost middle-aged people and children from Mansfield. From 2000 until 2010 the City of Mansfield has lost over three thousand people age 44 or younger. In addition as those who call Mansfield home continue to age those getting closer to 60 years of age has increased by almost 2,000. This chart shows the impact that an aging population has on the City and the need for accessibility and modifications to existing housing stock to keep citizens in their homes.

Household Size

2000			2010			Change		
Household Size	#	%	Household Size	#	%	Household Size	#	%
1	7,018	34.77%	1	6,941	37.13%	1	(77)	-1.10%
2	6,985	32.68%	2	6,089	31.94%	2	(896)	-12.70%
3	2,831	14.32%	3	2,805	14.93%	3	(26)	-0.92%
4	2,142	10.61%	4	1,755	9.26%	4	(387)	-18.07%
5	973	4.82%	5	852	4.56%	5	(121)	-12.44%
6	379	1.82%	6	298	1.58%	6	(81)	-21.38%
7	185	0.92%	7	165	0.88%	7	(20)	-10.81%
TOTAL Households	20,282		TOTAL Households	18,696		Total Change	(1,486)	-7.33%

Household sizes have also been reduced in direct correlation to a reduction in population over the last ten years. The City of Mansfield has lost 1,486 households or 7.38% of households during the period of study.

The City of Mansfield Office of Community Development

Income

Median Household Income for Mansfield is \$35,697 (based on 2018 dollars).

About three-quarters of the amount in the Mansfield, OH Metro Area: \$47,346 and about two-thirds of the amount in Ohio: \$54,533.

About 23.5% of people in Mansfield City are below the poverty line. This includes 32% of children under 18 and 12% of seniors over 65.

Household Income	Percent of Population
Under \$50,000	65%
\$50,000 - \$100,000	28%
\$100,00 - \$200,000	8%
Over \$200,000	2%

Federal Poverty Guidelines 2020 from the United States Department of Health and Human Services

Poverty Guidelines	
Household Size	
1	\$ 12,760
2	\$ 17,240
3	\$ 21,720
4	\$ 26,200
5	\$ 30,680
6	\$ 35,160
7	\$ 39,640

Income Limits for 2020 City of Mansfield Participating Jurisdiction

	1 Person	2 Person	3 Person	4 Person	5 Person	6 Person	7 Person	8 Person
30% Limits	\$18,960	\$16,960	\$17,960	\$19,900	\$21,800	\$23,100	\$24,700	\$26,700
Very Low Income	\$23,260	\$20,650	\$20,650	\$23,150	\$25,650	\$26,500	\$28,150	\$30,600
80% Limits	\$27,800	\$31,900	\$35,420	\$39,760	\$43,680	\$45,200	\$49,300	\$52,900
Low Income	\$37,460	\$42,490	\$47,760	\$53,060	\$57,800	\$61,600	\$65,600	\$70,050

The City of Mansfield Office of Community Development

Looking at the income chart and comparing it the Federal poverty guidelines the City of Mansfield has some challenges when it comes to household income. The loss of jobs within Mansfield over the past decade and beyond has made incomes lower within the City.

Cost Burden

The National Low Income Housing Coalition states approximately 32% of Mansfield residents are renters. This compares with 34% statewide. Minimum wage throughout the State is \$8.70 per hour. The National Low Income Housing Coalition states that rent affordable at this minimum wage amount is \$452.00.

Housing Wage

	Ohio	Mansfield
Zero-Bedroom	\$10.83	\$9.02
One-Bedroom	\$12.62	\$10.15
Two-Bedroom	\$15.99	\$13.38
Three-Bedroom	\$20.97	\$17.63
Four-Bedroom	\$23.24	\$20.86

Fair Market Rent

	Ohio	Mansfield
Zero-Bedroom	\$568	\$469
One-Bedroom	\$656	\$528
Two-Bedroom	\$832	\$696
Three-Bedroom	\$1,091	\$927
Four-Bedroom	\$1,209	\$1,086

The City of Mansfield Office of Community Development

Annual Income Needed to Afford

	Ohio	Mansfield
Zero-Bedroom	\$22,790	\$18,760
One-Bedroom	\$26,243	\$21,120
Two-Bedroom	\$33,257	\$27,840
Three-Bedroom	\$43,627	\$37,060
Four-Bedroom	\$48,348	\$43,440

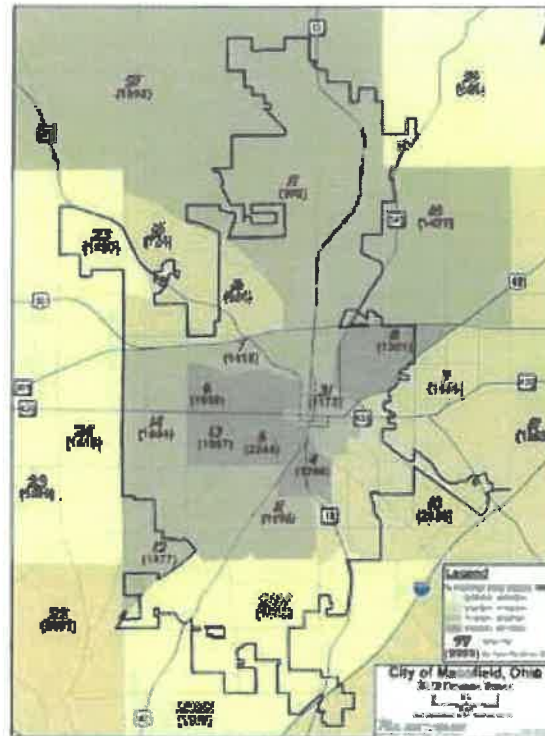
Although rent is typically lower, in the City of Mansfield than State averages, a minimum wage worker does not earn enough to make rent affordable in the City. The National Low Income Housing Coalition states the estimated mean renter wage in the City of Mansfield is \$12.00, however, in the State said wage is \$14.42. Arguably, this lower wage would offset any benefits in lower rents in the City.

Housing Data:

As per the US Census Reporter, the City of Mansfield has approximately 21,913 housing units. Of this number about 82% are occupied and 18% are vacant. Also of this number 51% are owner occupied, making the remainder available for rentals. Per the website "City-data" the median year of a house or condo built in the City of Mansfield is 1954. Also per this website the median year in which a apartment was built is 1964.

The above statistics show Mansfield has a very large presence of rental properties. Further an analysis into the age of the housing stock shows lead based paint is a potential hazard for tenants and homeowners alike.

The City of Mansfield Office of Community Development



Map © Before SUND

Housing Problems:

Each year, the U.S. Department of Housing and Urban Development (HUD) receives custom tabulations of the American Community Survey (ACS) data from the U.S. Census Bureau. This data, known as the "CHAS" data (Comprehensive Housing Affordability Strategy) demonstrate the extent of housing problems and housing needs particularly for low income households in a given jurisdiction. HUD identifies four main housing problems: 1- Incomplete kitchen facilities, 2- Incomplete plumbing facilities, 3- more than 1 person per room, and 4- a cost burden greater than 30%. HUD also identifies four severe housing problem: 1- incomplete kitchen facilities, 2- incomplete plumbing facilities, 3- more than 1.5 person per room, and 4- a cost burden greater than 50%. Cost burden is the ratio of housing costs to household income. For renters, housing cost is gross rent (contract rent plus utilities). For owners, housing costs is "total monthly owner costs," which includes mortgage payment, utilities, association fees, insurance, and real estate taxes.

The City of Mansfield Office of Community Development

Table 1

Housing Problems	Owner	Renter	Total
Household has at least 1 of 4 housing problems	1,815	3,885	5,280
Household has none of the 4 housing problems	7,580	4,635	12,225
Cost burden not available, no other problems	90	190	280
Total	9,280	8,490	17,765

Table 2

Severe Housing Problems	Owner	Renter	Total
Household has at least 1 of 4 severe housing problems	705	1,840	2,545
Household has none of the 4 severe housing problems	8,500	8,460	14,960
Cost burden not available, no other problems	90	190	280
Total	9,280	8,490	17,765

The City of Mansfield Office of Community Development

Table 3

Housing Cost Burden	Owner	Renter	Total
Cost Burden ≤30%	7,645	4,780	12,425
Cost Burden >30% to ≤50%	815	1,925	2,840
Cost Burden >50%	530	1,600	2,230
Cost Burden not available	85	190	285
Total	9,280	8,490	17,785

Table 4

Income by Housing Problems (Renters only)	Household has at least 1 of 4 Housing Problems	Household has none of 4 Housing Problems	Cost Burden not available, no other housing problems	Total
Household Income ≤30% HAMFI	1,645	265	190	2,100
Household Income >30% to ≤50% HAMFI	1,350	775	0	2,125
Household Income >50% to ≤80% HAMFI	515	1,165	0	1,680
Household Income >80% to ≤100% HAMFI	45	725	0	765
Household Income >100% HAMFI	115	1,705	0	1,820
Total	3,685	4,635	190	8,490

The City of Mansfield Office of Community Development

Table 6

Income by Housing Problems (Owners only)	Household has at least 1 of 4 Housing Problems	Household has none of 4 Housing Problems	Cost Burden not available, no other housing problems	Total
Household Income <= 30% HAMFI	545	125	90	760
Household Income >30% to <=50% HAMFI	480	605	0	1,085
Household Income >50% to <=80% HAMFI	400	1,305	0	1,705
Household Income >80% to <=100% HAMFI	110	980	0	1,090
Household Income >100% HAMFI	100	4,575	0	4,675
Total	1,615	7,580	90	8,280

As used in Tables 4 & 5 "HAMFI" stands for HUD Area Median Family Income. This is the median family income calculated by HUD for each jurisdiction, in order to determine Fair Market Rents and income limits for HUD programs.

Tables 1 & 2 show that renters in the City of Mansfield are far more likely to face a housing problem or severe housing problem. Table 3 shows that renters are more likely to face a housing cost burden. Tables 4 & 5 show that for both home owners and renters alike housing problems as defined by HUD are more likely as income levels decrease.

Source: HUD released CHAS data for the 2013-2017 period for the City of Mansfield.

The City of Mansfield Office of Community Development

Fair Housing Impediments and Trials:

While most of the general demographics provided for the City of Mansfield are intended to paint a picture of the overall make-up of the community, the information can also point to some issues that may be influencing fair housing conditions and possibly impeding fair housing choice. The continued isolation of certain demographic groups in the City indicates challenges in breaking down racial barriers to foster an environment conducive to integration. Poverty and the many challenges that face households experiencing poverty reduce housing choice and often contribute to isolation. Finally, the protected classes continue to experience discrimination and often face more housing problems than other demographics.

The U.S. Department of Housing and Urban Development requires an identification of the fair housing challenges facing the City. After the challenges were identified, goals and action items to address fair housing issues were required to be created. Consideration had to be given to certain constraints and/or realities facing the City like staffing, funding, etc.

In addition, the support from local organizations and nonprofits on fair housing issues need to be considered. The following are the fair housing issues facing the City of Mansfield. The challenges identified are based on the process outlined above.



Affordability Challenges



Substandard Housing



Discrimination / Neighborhood Disparities



Accessibility Challenges



Fair Housing Awareness in particular for the Disabled and Elderly

Affordability Challenges:

The City of Mansfield still experiences issues with a high amount of vacant and abandoned properties. In order to stabilize the community, a landbank was created focusing on the demolition activity along with a program that allows for the rehabilitation and resale of properties. In addition, the City implements two homeowner rehabilitation programs that make repair(s) to homes within the City. The City also has utilized programs such as emergency monthly housing payments and lead remediation through the local Metropolitan Housing Authority in order to stabilize the rental market.

As with many communities throughout the nation, there are more low-income families in the City than available affordable or subsidized housing. This disparity indicates a need for the development of more affordable housing or an increase in subsidies to existing market rate housing units. Low-income families are likely experiencing a lack of access to housing that they can afford.

The City of Mansfield Office of Community Development

Substandard Housing

Housing still exists in Mansfield that lack basic necessities like plumbing, heat, running water, etc. In addition, households that make less than 30 percent of the area median income are more likely to live in substandard housing. As the data showed, there is a need for housing repair and replacement in the City of Mansfield for those with affordable housing burdens of 50% or more.

With the demolition efforts by the City, vacant land is becoming available for the development of affordable housing options.

Discrimination / Neighborhood Disparities

The central, north, and northwest sides of the City are faced with the socioeconomic challenges not as readily found in other neighborhoods in the City. Poverty rates are higher, and labor force participation is lower. Access to high performing elementary schools is more difficult and educational attainment levels are lower. Housing values are lower in these neighborhoods, and most of the housing stock was built before 1980 making mortgage approvals more difficult and homeowner maintenance more prevalent. There is also a strong correlation in these areas between high minority populations and a higher rate of poverty. Many of the challenges outlined above affect these neighborhoods at a greater level than the rest of the City. Addressing these challenges in a more focused way may be required to have an impact within these neighborhoods.

Accessibility Challenges

With almost 80% of the housing stock in Mansfield being constructed before 1980 accessibility is an issue in the City. While there is rental housing available for older adults with disabilities over the age of 55, there is limited housing available for younger people with mental and/or physical disabilities. The integration of accessibility enhancements in older rental housing is important to fair housing choice. Continued implementation of a handicapped accessibility program for low- and moderate-income residents for rental or owned homes to include such modifications as installation of ramps, grab bars, and handrails.

Fair Housing Awareness in particular for the Disabled and Elderly

Individuals often times lack information on fair housing, specifically regarding their rights and their responsibilities on housing issues and/or where to find accessible rental properties.

Impediments and Action Items:

Affordability Challenges

The City of Mansfield will continue its existing housing programs, particularly those which assist low to moderate income families. The City will work with local housing agencies to provide services such as rehabilitation assistance, emergency monthly housing payments, and fair housing education. The City will

The City of Mansfield Office of Community Development

also continue to seek affordable housing developments within the City limits to assist with affordability issues.

Substandard Housing

The City of Mansfield will continue its existing housing programs, particularly those which assist low to moderate income families. The Emergency Rehabilitation Program is a successful ongoing project that allows for the continued stabilization and upgrading of the City's existing housing stock. The City proposes to continue this program, which will include all relevant lead-based paint regulations, to improve aging residential units. Continued advertisement of this program via local media outlets will aid informing the public as to this service. Emergency repairs include, but are not limited to, broken furnaces, hot water heaters, and roofs. As with the traditional rehabilitation program, strict income guidelines must be adhered to. Many of the residents benefiting from this program are local elderly residents who would not otherwise be accommodated. The City will also continue to foster strong relationships with community groups and residents. It is the City's continued hope that City staff and local housing agencies, will be effective partners in addressing housing discrimination, promoting fair housing through education and outreach programs, and providing financial, legislative, and other support for housing initiatives with the City of Mansfield.

Discrimination Impediment / Neighborhood Disparities

Focus CDBG funding on substandard housing and/or deferred maintenance in the areas where disparities are most prevalent. The City will continue eliminating and reducing blight within area's neighborhoods to improve property values.

Accessibility Challenges

The City will work within existing housing programs to provide accessible rehabilitation opportunities for homes and rental units. Repairs will include some of the following accessibility modifications: ramps, grab bars, handrails, walkways, doorways, automated doors, and bathrooms (accessible showers and bathtubs, walk-in showers, roll-under vanities, non-porous flooring such as non-slip tile or vinyl). Given the lack of City resources, the City will work to coordinate with local housing service providers to education the public on available programs within the City of Mansfield.

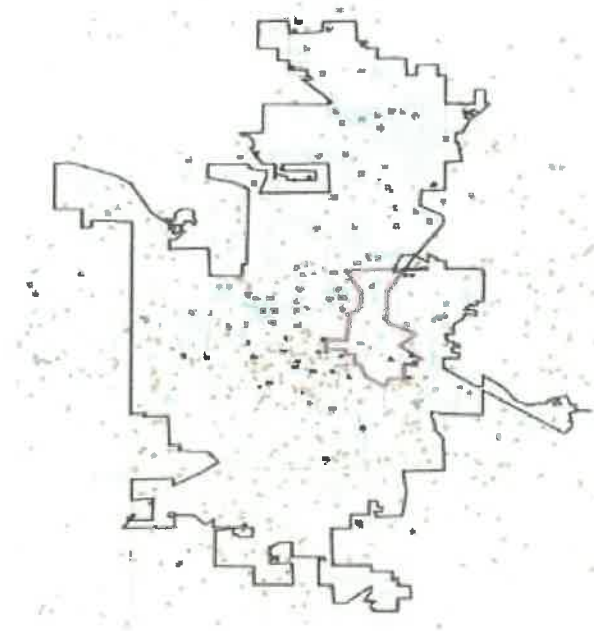
There is a need to educate persons about their rights under the Fair Housing Act and to raise community awareness to affirmatively further fair housing choice, especially for low-income residents, minorities, and the disabled population. The City of Mansfield continues to inform subsidy recipients and landlords of fair housing laws, discriminatory practices, and enforcement procedures. In fact, on July 12, 2019, the City and in partnership with the County held a half-day training session with a trainer from the Ohio Civil Rights Commission. The training was tailored to area landlords and management staff, as well as area agencies, to educate them on fair housing issues. The City pursues greater community outreach through a multitude of, advertising, and educational programs including public service announcements, monthly publications, web-based communication, and direct community actions. In order to further disseminate information regarding fair housing practices, the City shall engage in a positive and interactive dialogue with realty and

The City of Mansfield Office of Community Development

lending professionals. The City will work to develop outreach to the minority community about lending opportunities and their rights under federal lending laws. The City made such a presentation in 2018, to a group of minority residents and elders. The City of Mansfield will continue to provide all residents with referral assistance advice regarding fair housing issues. In order to further this objective, the City aims to maintain the Fair Housing duty by the Community Development Director and/or their staff.

The City of Mansfield Office of Community Development

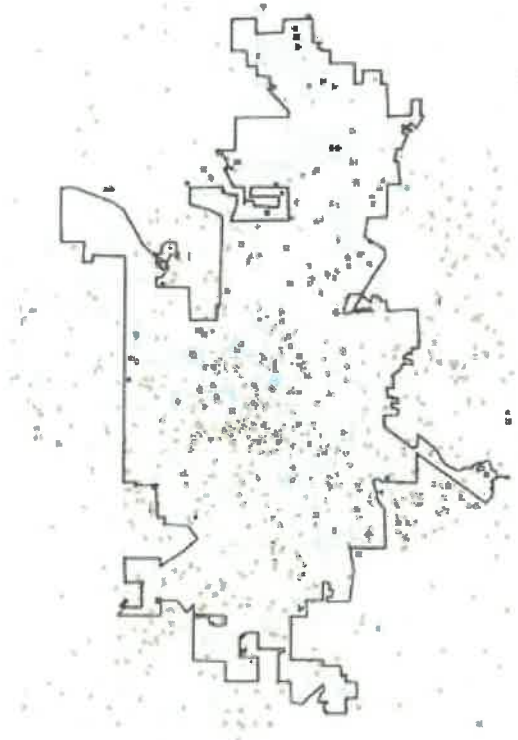
Mapa



Mansfield (CDBG, HOME)
Name:
Map 1 - Race/Ethnicity
Description:
Current race/ethnicity dot density map for Jurisdiction and Region with R/ECAPs
Jurisdiction:
Mansfield (CDBG, HOME)
Region:
Mansfield, OH

- Demographics 2010**
1 Dot = 75
-  White, Non-Hispanic
 -  Black, Non-Hispanic
 -  Native American, Non-Hispanic
 -  Hispanic
 -  Asian/Pacific Islander, Non-Hispanic
 -  Hispanic
 -  Other, Non-Hispanic
 -  Multi-racial, Non-Hispanic

The City of Mansfield Office of Community Development



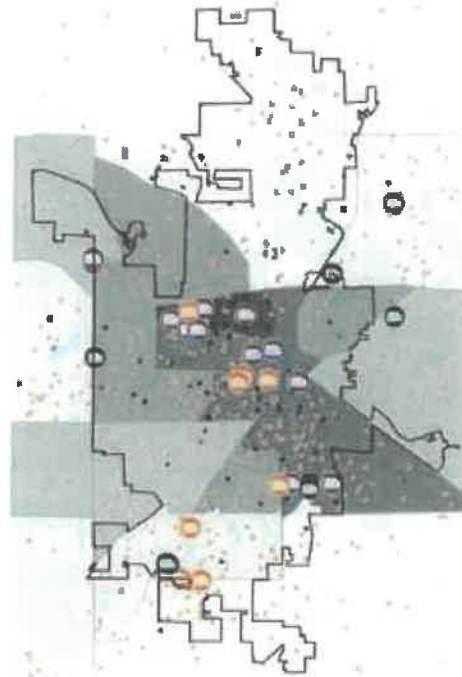
Mansfield (CDBG, HOME)
Name:
Map 2 - Race/Ethnicity Trends
Variation:
Race/Ethnicity Trends, 2010
Description:
Point race/ethnicity dot density map
for jurisdiction and region with
RUBCAPS
Jurisdiction:
Mansfield (CDBG, HOME)
Region:
Mansfield, OH

Demographics 2010

1 Dot = 75

-  White, Non-Hispanic
-  Black, Non-Hispanic
-  Native American, Non-Hispanic
-  Asian/Pacific Islander, Non-Hispanic
-  Hispanic

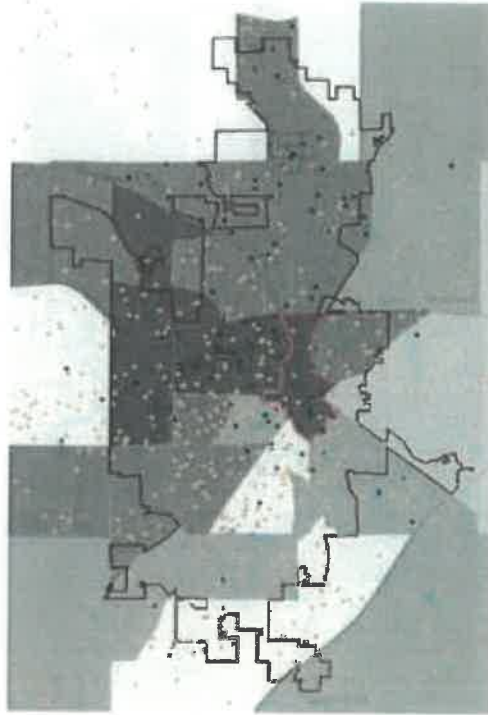
The City of Mansfield Office of Community Development



Mansfield (CDBG, HOME)
Name:
 Map 5 - Publicly Supported Housing and Race/Ethnicity
Description:
 Public Housing, Project-Based Section 8, Other Multifamily, and LIHTC locations mapped with racial/ethnicity dot density map with R/ECAPs, distinguishing categories of publicly supported housing by color
Jurisdiction:
 Mansfield (CDBG, HOME)
Region:
 Mansfield, OH

- Public Housing
- Other Multifamily
- Project-Based Section 8
- Low Income Housing Tax Credit
- Demographics 2016
- White, Non-Hispanic
- Black, Non-Hispanic
- Native American, Non-Hispanic
- Asian/Pacific Islander, Non-Hispanic
- Hispanic
- Other Non-Hispanic
- M.I. race (b. Non-Hispanic)

The City of Mansfield Office of Community Development



Mansfield (CDBG, HOME)

Name:

Map 6 - Housing Problems

Variation:

Housing Burden and Race/Ethnicity

Description:

Households experiencing one or more housing burdens in jurisdiction and Region with R/ECAPs and race/ethnically dot density

Jurisdiction:

Mansfield (CDBG, HOME)

Region:

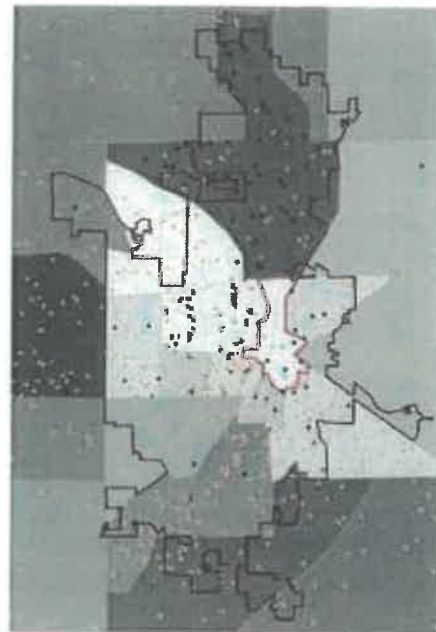
Mansfield, OH

Demographics 2010

1 Dot = 75

- White, Non-Hispanic
- Black, Non-Hispanic
- Native American, Non-Hispanic
- Hispanic
- Asian/Pacific Islander, Non-Hispanic
- Hispanic
- Hispanic
- Other, Non-Hispanic
- Multi-racial, Non-Hispanic

The City of Mansfield Office of Community Development



Mansfield (CDBG, HOME)

Name:
Map 12 - Demographics and Poverty

Variation:
Poverty and Race/Ethnicity

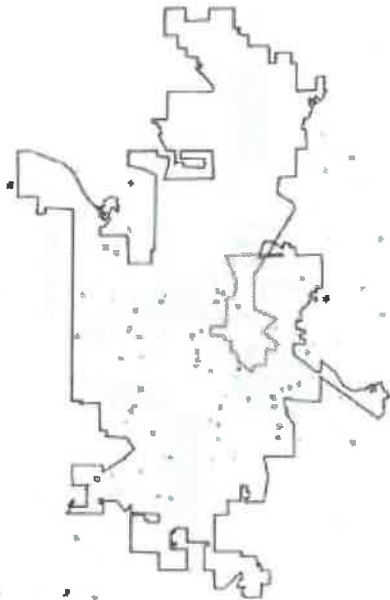
Description:
Low Transportation Cost Index with race/ethnicity, national origin, family status and R/ECAPs

Jurisdiction:
Mansfield (CDBG, HOME)

Region:
Mansfield, OH



The City of Mansfield Office of Community Development



Mansfield (CDBG, HOME)

Name:

Map 14 - Disability by Type

Variation:

Hearing, Vision and Cognitive Disability

Description:

Dot density map of the population of persons with disabilities by persons with vision, hearing, cognitive, ambulatory, self-care, and independent living difficulties with REGAPs for Jurisdiction and Region

Jurisdiction:

Mansfield (CDBG, HOME)

Region:

Mansfield, OH

Disability

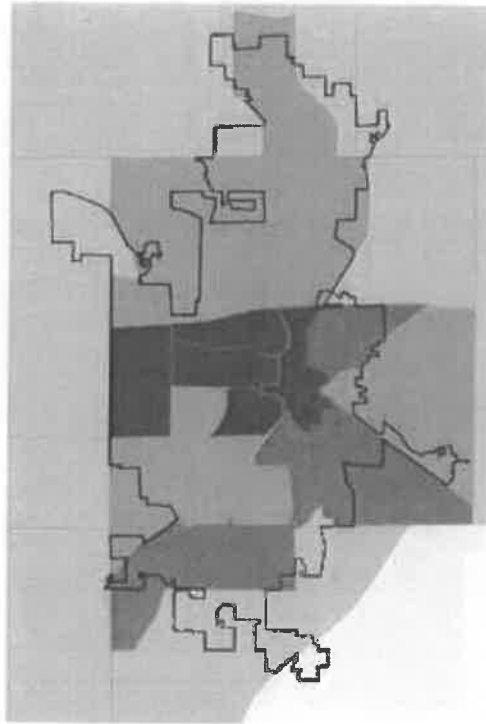
1 Dot = 75

 Hearing Disability

 Vision Disability

 Cognitive Disability

The City of Mansfield Office of Community Development



Mansfield (ODBG, HOME)

Name:

Map 16 - Housing Tenure

Variation:

Housing Tenure by Renters

Description:

Housing Tenure by Renters with R/ECAPs


Jurisdiction:

Mansfield (ODBG, HOME)

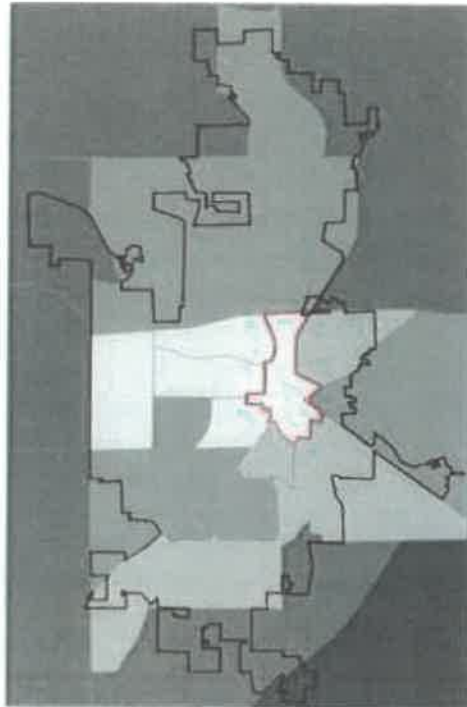
Region:

Mansfield, OH

Percent Households who are Renters



The City of Mansfield Office of Community Development



Mansfield (CDBG, HOME)

Name:

Map 16 - Housing Tenure

Variation:

Housing Tenure by Owners

Description:

Housing Tenure by Owners with R/ECAPs

Jurisdiction:

Mansfield (CDBG, HOME)

Region:

Mansfield, OH

Percent Households who are Owners

< 48.00 %
48.01 % - 63.00 %
63.01 % - 74.00 %
74.01 % - 83.00 %
> 83.00 %

The City of Mansfield Office of Community Development

PR-26



PART II: SUMMARY OF CDBG RESOURCES

01 UNEXPENDED CDBG FUNDS AT END OF PREVIOUS PROGRAM YEAR	426,054.33
02 ENTITLEMENT GRANT	838,574.00
03 SURPLUS URBAN RENEWAL	0.00
04 SECTION 106 GUARANTEED LOAN FUNDS	0.00
05 CURRENT YEAR PROGRAM INCOME	77,890.76
05a CURRENT YEAR SECTION 106 PROGRAM INCOME (FOR SF TYPE)	0.00
06 FUNDS RETURNED TO THE LINE-OF-CREDIT	0.00
06a FUNDS RETURNED TO THE LOCAL CDBG ACCOUNT	0.00
07 ADJUSTMENT TO COMPUTE TOTAL AVAILABLE	0.00
08 TOTAL AVAILABLE (SUM, LINES 01-07)	1,342,549.09

PART III: SUMMARY OF CDBG EXPENDITURES

09 DISBURSEMENTS OTHER THAN SECTION 106 REPAYMENTS AND PLANNING/ADMINISTRATION	757,628.17
10 ADJUSTMENT TO COMPUTE TOTAL AMOUNT SUBJECT TO LOW/MOD BENEFIT	0.00
11 AMOUNT SUBJECT TO LOW/MOD BENEFIT (LINE 09 + LINE 10)	757,628.17
12 DISBURSED IN IDIS FOR PLANNING/ADMINISTRATION	788,893.10
13 DISBURSED IN IDIS FOR SECTION 106 REPAYMENTS	0.00
14 ADJUSTMENT TO COMPUTE TOTAL EXPENDITURES	0.00
15 TOTAL EXPENDITURES (SUM, LINES 11-14)	923,501.87
16 UNEXPENDED BALANCE (LINE 08 - LINE 15)	418,047.22

PART IIII: LOW/MOD BENEFIT THIS REPORTING PERIOD

17 EXPENDED FOR LOW/MOD HOUSING IN SPECIAL AREAS	0.00
18 EXPENDED FOR LOW/MOD MULTI-UNIT HOUSING	0.00
19 DISBURSED FOR OTHER LOW/MOD ACTIVITIES	702,983.45
20 ADJUSTMENT TO COMPUTE TOTAL LOW/MOD CREDIT	0.00
21 TOTAL LOW/MOD CREDIT (SUM, LINES 17-20)	702,983.45
22 PERCENT LOW/MOD CREDIT (LINE 21/LINE 11)	92.78%

LOW/MOD BENEFIT FOR MULTI-YEAR CERTIFICATIONS

23 PROGRAM YEAR(S) COVERED IN CERTIFICATION	
24 CUMULATIVE NET EXPENDITURES SUBJECT TO LOW/MOD BENEFIT CALCULATION	3,061,272.88
25 CUMULATIVE EXPENDITURES BENEFITING LOW/MOD PERSONS	2,006,326.58
26 PERCENT BENEFIT TO LOW/MOD PERSONS (LINE 25/LINE 24)	65.14%

PART IV: PUBLIC SERVICE (PS) CAP CALCULATIONS

27 DISBURSED IN IDIS FOR PUBLIC SERVICES	109,564.88
28 PS UNLIQUIDATED OBLIGATIONS AT END OF CURRENT PROGRAM YEAR	0.00
29 PS UNLIQUIDATED OBLIGATIONS AT END OF PREVIOUS PROGRAM YEAR	0.00
30 ADJUSTMENT TO COMPUTE TOTAL PS OBLIGATIONS	53,788.13
31 TOTAL PS OBLIGATIONS (LINE 27 + LINE 28 - LINE 29 + LINE 30)	163,373.99
32 ENTITLEMENT GRANT	838,574.00
33 PRIOR YEAR PROGRAM INCOME	68,672.65
34 ADJUSTMENT TO COMPUTE TOTAL SUBJECT TO PS CAP	0.50
35 TOTAL SUBJECT TO PS CAP (SUM, LINES 32-34)	907,245.65
36 PERCENT FUNDS OBLIGATED FOR PS ACTIVITIES (LINE 31/LINE 35)	18.01%

PART V: PLANNING AND ADMINISTRATION (PA) CAP

37 DISBURSED IN IDIS FOR PLANNING/ADMINISTRATION	105,899.10
38 PA UNLIQUIDATED OBLIGATIONS AT END OF CURRENT PROGRAM YEAR	1,821.70
39 PA UNLIQUIDATED OBLIGATIONS AT END OF PREVIOUS PROGRAM YEAR	0.00
40 ADJUSTMENT TO COMPUTE TOTAL PA OBLIGATIONS	0.00
41 TOTAL PA OBLIGATIONS (LINE 37 + LINE 38 - LINE 39 + LINE 40)	167,734.80
42 ENTITLEMENT GRANT	838,574.00
43 CURRENT YEAR PROGRAM INCOME	77,890.76
44 ADJUSTMENT TO COMPUTE TOTAL SUBJECT TO PA CAP	0.00
45 TOTAL SUBJECT TO PA CAP (SUM, LINES 42-44)	916,464.76
46 PERCENT FUNDS OBLIGATED FOR PA ACTIVITIES (LINE 41/LINE 45)	18.30%



LINE 17 DETAIL: ACTIVITIES TO CONSIDER IN DETERMINING THE AMOUNT TO ENTER ON LINE 17

No data returned for this view. This might be because the applied filter excludes all data.

LINE 18 DETAIL: ACTIVITIES TO CONSIDER IN DETERMINING THE AMOUNT TO ENTER ON LINE 18

No data returned for this view. This might be because the applied filter excludes all data.

LINE 19 DETAIL: ACTIVITIES INCLUDED IN THE COMPUTATION OF LINE 19

Plan Year	IDIS Project	IDIS Activity	Voucher Number	Activity Name	Matrix Code	National Objective	Drawn Amount
2022	8	1494	6786717	City of Mansfield Parks Summer Activities	03F	LNC	\$16,201.24
					08F	Matrix Code	\$16,201.24
2020	3	1483	6657398	West End Target Area	03K	LMA	\$1,982.51
2020	3	1483	6659667	West End Target Area	03K	LMA	\$30,639.29
2020	3	1483	6659665	West End Target Area	03K	LMA	\$1,500.00
2020	3	1483	6670393	West End Target Area	03K	LMA	\$791.94
2020	3	1483	6674221	West End Target Area	03K	LMA	\$7,222.50
2020	3	1483	6680275	West End Target Area	03K	LMA	\$528.99
2020	3	1483	6680903	West End Target Area	03K	LMA	\$2,080.37
2020	3	1483	6692807	West End Target Area	03K	LMA	\$178.26
2020	3	1483	6694478	West End Target Area	03K	LMA	\$18,057.50
2020	3	1483	6702145	West End Target Area	03K	LMA	\$327.73
2020	3	1483	6706856	West End Target Area	03K	LMA	\$2,549.50
2020	3	1483	6714549	West End Target Area	03K	LMA	\$547.09
2020	3	1483	6718616	West End Target Area	03K	LMA	\$1,859.05
2020	3	1483	6725673	West End Target Area	03K	LMA	\$255.14
2020	3	1483	6727889	West End Target Area	03K	LMA	\$28,009.00
2020	3	1483	6742168	West End Target Area	03K	LMA	\$853.27
2020	3	1483	6745364	West End Target Area	03K	LMA	\$54.84
2020	3	1483	6781555	West End Target Area	03K	LMA	\$382.46
2020	3	1483	6786379	West End Target Area	03K	LMA	\$424.48
					03K	Matrix Code	\$106,848.28
2022	7	1493	6578512	RICHLAND COUNTY TRANSIT DIAL A RIDE	05E	LNC	\$8,220.55
2021	7	1493	6701646	RICHLAND COUNTY TRANSIT DIAL A RIDE	05E	LNC	\$7,985.36
2022	7	1493	6712684	RICHLAND COUNTY TRANSIT DIAL A RIDE	05E	LNC	\$4,280.08
2022	7	1493	6719619	RICHLAND COUNTY TRANSIT DIAL A RIDE	05E	LNC	\$4,183.48
2022	7	1493	6732391	RICHLAND COUNTY TRANSIT DIAL A RIDE	05E	LNC	\$4,191.26
2022	7	1493	6736130	RICHLAND COUNTY TRANSIT DIAL A RIDE	05E	LNC	\$7,494.23
2022	7	1493	6754983	RICHLAND COUNTY TRANSIT DIAL A RIDE	05E	LNC	\$4,812.96
					05E	Matrix Code	\$38,337.03
2022	9	1495	6678512	NEDIC COMMUNITY GARDEN	05W	LNC	\$3,652.95
2022	9	1495	6688903	NEDIC COMMUNITY GARDEN	05W	LNC	\$2,048.19
2022	9	1495	6689701	NEDIC COMMUNITY GARDEN	05W	LNC	\$1,636.57
2022	9	1495	6712684	NEDIC COMMUNITY GARDEN	05W	LNC	\$1,636.04
2022	9	1495	6719618	NEDIC COMMUNITY GARDEN	05W	LNC	\$2,643.15
2022	9	1495	6732391	NEDIC COMMUNITY GARDEN	05W	LNC	\$1,650.41
2022	9	1495	6742466	NEDIC COMMUNITY GARDEN	05W	LNC	\$1,850.20
2022	9	1495	6755130	NEDIC COMMUNITY GARDEN	05W	LNC	\$2,069.94
2022	9	1495	6782908	NEDIC COMMUNITY GARDEN	05W	LNC	\$2,235.86
					05W	Matrix Code	\$18,639.13
2021	6	1486	6657398	36 REBA	14A	LMI	\$26.68
2021	6	1486	6670391	36 REBA	14A	LMI	\$260.87
2021	6	1486	6680275	36 REBA	14A	LMI	\$484.78
2021	6	1486	6682121	36 REBA	14A	LMI	\$11,600.00
2021	6	1486	6692807	36 REBA	14A	LMI	\$113.94
2022	2	1485	6670391	185 WHITTIER	14A	LMI	\$488.21
2022	2	1485	6680275	185 WHITTIER	14A	LMI	\$828.95
2022	2	1485	6680903	185 WHITTIER	14A	LMI	\$14,200.00
2022	2	1485	6692807	185 WHITTIER	14A	LMI	\$159.42



Office of Community Planning and Development
 U.S. Department of Housing and Urban Development
 Integrated Environment and Information System
 FRO - CDBG Financial Summary Report
 Program Year 2022
 MANSFIELD, OH

DATE: 05-26-23
 TIME: 13:29
 PAGE: 3

Plan Year	IDIS Project	IDIS Activity	Voucher Number	Activity Name	Matrix Code	National Objective	Drawn Amount
2022	2	1485	660701	185 WHITTIER	14A	LMI	\$50.00
2022	2	1485	6702145	185 WHITTIER	14A	LMI	\$244.51
2022	2	1485	6728679	185 WHITTIER	14A	LMI	\$372.72
2022	2	1485	6742158	185 WHITTIER	14A	LMI	\$232.66
2022	2	1485	6742496	185 WHITTIER	14A	LMI	\$1,350.00
2022	2	1485	6745364	185 WHITTIER	14A	LMI	\$232.66
2022	2	1485	6761663	185 WHITTIER	14A	LMI	\$174.36
2022	2	1487	6657306	334 GREENDALE	14A	LMI	\$28.98
2022	2	1487	6666682	334 GREENDALE	14A	LMI	\$21,800.00
2022	2	1487	6670301	334 GREENDALE	14A	LMI	\$252.69
2022	2	1488	6666682	406 MULBERRY	14A	LMI	\$50.00
2022	2	1488	6693807	406 MULBERRY	14A	LMI	\$1,261.00
2022	2	1488	6695371	406 MULBERRY	14A	LMI	\$786.54
2022	2	1488	6702145	406 MULBERRY	14A	LMI	\$613.65
2022	2	1488	6709886	406 MULBERRY	14A	LMI	\$9,156.00
2022	2	1488	6714849	406 MULBERRY	14A	LMI	\$403.79
2022	2	1488	6728673	406 MULBERRY	14A	LMI	\$84.50
2022	2	1497	6696478	56 STATE	14A	LMI	\$60.00
2022	2	1497	6701646	56 STATE	14A	LMI	\$2,765.80
2022	2	1497	6702145	56 STATE	14A	LMI	\$802.80
2022	2	1497	6714849	56 STATE	14A	LMI	\$269.88
2022	2	1497	6742158	56 STATE	14A	LMI	\$260.00
2022	2	1498	6696478	297 CRYSTAL SPRINGS	14A	LMI	\$96.00
2022	2	1498	6702145	297 CRYSTAL SPRINGS	14A	LMI	\$2,816.28
2022	2	1498	6714849	297 CRYSTAL SPRINGS	14A	LMI	\$221.88
2022	2	1498	6728673	297 CRYSTAL SPRINGS	14A	LMI	\$19,666.00
2022	2	1498	6729673	297 CRYSTAL SPRINGS	14A	LMI	\$696.06
2022	2	1498	6742168	297 CRYSTAL SPRINGS	14A	LMI	\$432.42
2022	2	1498	6745364	297 CRYSTAL SPRINGS	14A	LMI	\$58.12
2022	2	1500	6693807	357 AUBURN	14A	LMI	\$687.46
2022	2	1500	6695701	357 AUBURN	14A	LMI	\$50.00
2022	2	1500	6702145	357 AUBURN	14A	LMI	\$979.44
2022	2	1500	6709886	357 AUBURN	14A	LMI	\$7,200.00
2022	2	1500	6714849	357 AUBURN	14A	LMI	\$289.98
2022	2	1500	6728673	357 AUBURN	14A	LMI	\$314.75
2022	2	1500	6745364	357 AUBURN	14A	LMI	\$58.12
2022	2	1501	6693807	181D STONEY RIDGE CT	14A	LMI	\$803.41
2022	2	1501	6699701	181D STONEY RIDGE CT	14A	LMI	\$50.00
2022	2	1501	6702145	181D STONEY RIDGE CT	14A	LMI	\$606.34
2022	2	1501	6709886	181D STONEY RIDGE CT	14A	LMI	\$15,800.00
2022	2	1501	6714849	181D STONEY RIDGE CT	14A	LMI	\$269.88
2022	2	1501	6719618	181D STONEY RIDGE CT	14A	LMI	\$11,000.00
2022	2	1501	6729673	181D STONEY RIDGE CT	14A	LMI	\$950.72
2022	2	1501	6742158	181D STONEY RIDGE CT	14A	LMI	\$64.64
2022	2	1501	6745364	181D STONEY RIDGE CT	14A	LMI	\$58.12
2022	2	1504	6701646	45 ROWLAND	14A	LMI	\$68.00
2022	2	1504	6702145	45 ROWLAND	14A	LMI	\$1,089.16
2022	2	1504	6712684	45 ROWLAND	14A	LMI	\$13,800.00
2022	2	1504	6714849	45 ROWLAND	14A	LMI	\$289.68
2022	2	1504	6728673	45 ROWLAND	14A	LMI	\$937.61
2022	2	1504	6742158	45 ROWLAND	14A	LMI	\$426.90
2022	2	1504	6742496	45 ROWLAND	14A	LMI	\$6,800.00
2022	2	1504	6745364	45 ROWLAND	14A	LMI	\$377.78
2022	2	1504	6761663	45 ROWLAND	14A	LMI	\$143.96
2022	2	1505	6701646	321 WAYNE	14A	LMI	\$50.00
2022	2	1505	6702145	321 WAYNE	14A	LMI	\$1,064.29
2022	2	1505	6714849	321 WAYNE	14A	LMI	\$231.71
2022	2	1505	6728673	321 WAYNE	14A	LMI	\$50.00
2022	2	1505	6728679	321 WAYNE	14A	LMI	\$937.93
2022	2	1505	6727869	321 WAYNE	14A	LMI	\$10,600.00
2022	2	1505	6742158	321 WAYNE	14A	LMI	\$499.80
2022	2	1505	6745364	321 WAYNE	14A	LMI	\$87.16
2022	2	1507	6709886	493 LOURSE	14A	LMI	\$5,890.00
2022	2	1507	6728673	493 LOURSE	14A	LMI	\$778.34
2022	2	1507	6761663	493 LOURSE	14A	LMI	\$27.22
2022	2	1508	6719618	214 BOSTON	14A	LMI	\$50.00
2022	2	1508	6728673	214 BOSTON	14A	LMI	\$1,430.88
2022	2	1508	6729673	214 BOSTON	14A	LMI	\$11,000.00
2022	2	1508	6742158	214 BOSTON	14A	LMI	\$146.30
2022	2	1508	6745364	214 BOSTON	14A	LMI	\$59.06
2022	2	1508	6761663	214 BOSTON	14A	LMI	\$27.32

Plan Year	BD19 Project	ID19 Activity	Voucher Number	Activity Name	Matrix Code	National Objective	Drawn Amount
2022	2	1510	6724842	348 MULBERRY	14A	LNH	850.00
2022	2	1510	6726673	348 MULBERRY	14A	LNH	3745.44
2022	2	1510	6722381	348 MULBERRY	14A	LNH	850.00
2022	2	1510	6742198	348 MULBERRY	14A	LNH	3484.76
2022	2	1510	6745384	348 MULBERRY	14A	LNH	3117.82
2022	2	1510	6755130	348 MULBERRY	14A	LNH	819,300.00
2022	2	1510	6761882	248 MULBERRY	14A	LNH	5435.80
2022	2	1510	6772734	348 MULBERRY	14A	LNH	8523.08
2022	2	1511	6724862	56 STATE ST	14A	LNH	850.00
2022	2	1511	6726673	56 STATE ST	14A	LNH	3231.88
2022	2	1512	6742198	56 STATE ST	14A	LNH	857.95
2022	2	1511	6742486	56 STATE ST	14A	LNH	413,850.00
2022	2	1511	6745384	56 STATE ST	14A	LNH	8581.20
2022	2	1511	6761882	56 STATE ST	14A	LNH	3229.00
2022	2	1512	6724862	563 BOWMAN	14A	LNH	850.00
2022	2	1512	6726673	563 BOWMAN	14A	LNH	3774.42
2022	2	1512	6742198	563 BOWMAN	14A	LNH	8517.51
2022	2	1512	6745384	563 BOWMAN	14A	LNH	3119.06
2022	2	1512	6761882	563 BOWMAN	14A	LNH	3231.48
2022	2	1512	6772734	563 BOWMAN	14A	LNH	6348.72
2022	2	1512	6785379	563 BOWMAN	14A	LNH	8475.36
2022	2	1513	6742198	586 Illinois	14A	LNH	5116.24
2022	2	1513	6745384	586 Illinois	14A	LNH	33,382.30
2022	2	1513	6761882	586 Illinois	14A	LNH	8403.36
2022	2	1513	6761882	586 Illinois	14A	LNH	3141.82
2022	2	1514	6724862	215 ARCH	14A	LNH	850.00
2022	2	1514	6742198	215 ARCH	14A	LNH	51,098.91
2022	2	1514	6745384	215 ARCH	14A	LNH	850.00
2022	2	1514	6745384	215 ARCH	14A	LNH	3269.80
2022	2	1514	6755130	215 ARCH	14A	LNH	37,900.00
2022	2	1514	6761882	215 ARCH	14A	LNH	3464.86
2022	2	1515	6742198	225 BARTLEY	14A	LNH	9949.07
2022	2	1515	6745384	225 BARTLEY	14A	LNH	860.00
2022	2	1515	6745384	225 BARTLEY	14A	LNH	3317.98
2022	2	1515	6747155	225 BARTLEY	14A	LNH	511,900.00
2022	2	1515	6761882	225 BARTLEY	14A	LNH	3923.08
2022	2	1516	6742198	78 CARPENTER	14A	LNH	81,351.67
2022	2	1516	6745384	78 CARPENTER	14A	LNH	858.00
2022	2	1516	6762847	78 CARPENTER	14A	LNH	3176.04
2022	2	1516	6761882	78 CARPENTER	14A	LNH	822,750.00
2022	2	1518	6764983	31 WESTGATE	14A	LNH	3921.34
2022	2	1518	6772734	31 WESTGATE	14A	LNH	850.00
2022	2	1518	6772902	31 WESTGATE	14A	LNH	3906.47
2022	2	1518	6785379	31 WESTGATE	14A	LNH	85,828.00
2022	2	1519	6772734	1094 LONGVIEW	14A	LNH	3305.02
2022	2	1519	6785379	1094 LONGVIEW	14A	LNH	81,042.43
2022	2	1520	6784983	32 HOFFMAN	14A	LNH	8473.18
2022	2	1520	6772734	32 HOFFMAN	14A	LNH	850.00
2022	2	1520	6776526	32 HOFFMAN	14A	LNH	51,100.88
2022	2	1520	6785379	32 HOFFMAN	14A	LNH	315,900.00
2022	2	1521	6785379	32 HOFFMAN	14A	LNH	8414.19
2022	2	1523	6785379	215 Laska	14A	LNH	848.00
2022	2	1523	6772734	215 Laska	14A	LNH	3628.32
2022	2	1523	6785379	215 Laska	14A	LNH	3473.18
2022	2	1524	6762908	1094 LONGVIEW	14A	LNH	850.00
2022	2	1524	6785379	1094 LONGVIEW	14A	LNH	62,792.00
2022	3	1490	6679812	Targeted Code Enforcement	34A	Matrix Code	3330,525.20
2022	3	1490	6685478	Targeted Code Enforcement	15	LNA	49,017.90
2022	3	1490	6709886	Targeted Code Enforcement	15	LNA	3985.00
2022	3	1490	6724862	Targeted Code Enforcement	15	LNA	51,020.00
2022	3	1490	6742266	Targeted Code Enforcement	15	LNA	31,275.00
2022	3	1490	6745384	Targeted Code Enforcement	15	LNA	61,708.48
2022	3	1490	6761882	Targeted Code Enforcement	15	LNA	32,349.14
2022	3	1490	6761882	Targeted Code Enforcement	15	LNA	81,655.08
2022	3	1490	6772734	Targeted Code Enforcement	15	LNA	5927.38
2022	3	1490	6785379	Targeted Code Enforcement	15	LNA	812,447.89
2022	15	1508	6735780	Roshni's Shah 480 Manor Ave DT & Besta Fosa	18A	LNU	850,000.00
2022	15	1921	6778982	ASPIRE SPORTS INC	18A	LNU	850,000.00
					38A	Matrix Code	3180,000.00

Plan Year	EDIS Project	EDIS Activity	Voucher Number	Activity Name	Matrix Code	National Objective	Drawn Amount
Total							\$702,983.46

LINE 27 DETAIL: ACTIVITIES INCLUDED IN THE COMPUTATION OF LINE 27

Plan Year	EDIS Project	EDIS Activity	Voucher Number	Activity to prevent, prepare for, and respond to Coronavirus	Activity Name	Grant Number	Fund Type	Matrix Code	National Objective	Drawn Amount
2021	7	1493	6679512	No	RICHLAND COUNTY TRANSIT DIAL A RIDE	B22MC390017	EN	02G	LMC	\$3,320.56
2022	7	1493	6701646	No	RICHLAND COUNTY TRANSIT DIAL A RIDE	B22MC390017	EN	02E	LMC	\$7,605.26
2021	7	1493	6712004	No	RICHLAND COUNTY TRANSIT DIAL A RIDE	B22MC390017	EN	02C	LMC	\$4,356.03
2022	7	1493	6713618	No	RICHLAND COUNTY TRANSIT DIAL A RIDE	B22MC390017	EN	02E	LMC	\$4,182.46
2022	7	1493	6732361	No	RICHLAND COUNTY TRANSIT DIAL A RIDE	B22MC390017	EN	02E	LMC	\$4,191.36
2022	7	1493	6756130	No	RICHLAND COUNTY TRANSIT DIAL A RIDE	B22MC390017	EN	02E	LMC	\$2,494.23
2022	7	1493	6764993	No	RICHLAND COUNTY TRANSIT DIAL A RIDE	B22MC390017	EN	02E	LMC	\$4,612.86
02E Matrix Code										\$36,327.03
2022	4	1491	6732361	No	Mansfield Metropolitan Housing Authority Subsidy Payments	B22MC390017	EN	02Q	URG	\$36,874.66
2022	4	1491	6733267	No	Mansfield Metropolitan Housing Authority Subsidy Payments	B22MC390017	EN	02Q	URG	\$710.23
02Q Matrix Code										\$37,584.89
2022	6	1492	6689121	No	CATHOLIC CHARITIES HOPE FOOD PANTRY	B22MC390017	EN	02W	URG	\$1,228.21
2022	6	1492	6695478	No	CATHOLIC CHARITIES HOPE FOOD PANTRY	B22MC390017	EN	02W	URG	\$2,482.46
2022	6	1492	6690761	No	CATHOLIC CHARITIES HOPE FOOD PANTRY	B22MC390017	EN	02W	URG	\$2,395.54
2022	6	1492	6706886	No	CATHOLIC CHARITIES HOPE FOOD PANTRY	B22MC390017	EN	02W	URG	\$2,389.57
2022	6	1492	6713618	No	CATHOLIC CHARITIES HOPE FOOD PANTRY	B22MC390017	EN	02W	URG	\$2,676.23
2022	6	1492	6732361	No	CATHOLIC CHARITIES HOPE FOOD PANTRY	B22MC390017	EN	02W	URG	\$2,407.31
2022	6	1492	6764993	No	CATHOLIC CHARITIES HOPE FOOD PANTRY	B22MC390017	EN	02W	URG	\$2,491.58
2022	9	1495	6679512	No	NECIC COMMUNITY GARDEN	B22MC390017	EN	02W	LMC	\$3,662.65
2022	9	1495	6689963	No	NECIC COMMUNITY GARDEN	B22MC390017	EN	02W	LMC	\$2,046.19
2022	9	1495	6698701	No	NECIC COMMUNITY GARDEN	B22MC390017	EN	02W	LMC	\$1,858.57
2022	9	1495	6712684	No	NECIC COMMUNITY GARDEN	B22MC390017	EN	02W	LMC	\$1,638.54
2022	9	1495	6713618	No	NECIC COMMUNITY GARDEN	B22MC390017	EN	02W	LMC	\$2,046.19
2022	9	1495	6732361	No	NECIC COMMUNITY GARDEN	B22MC390017	EN	02W	LMC	\$1,650.43
2022	9	1495	6742486	No	NECIC COMMUNITY GARDEN	B22MC390017	EN	02W	LMC	\$1,650.20
2022	9	1495	6756130	No	NECIC COMMUNITY GARDEN	B22MC390017	EN	02W	LMC	\$2,050.34
2022	9	1495	6782908	No	NECIC COMMUNITY GARDEN	B22MC390017	EN	02W	LMC	\$2,226.86
02W Matrix Code										\$35,672.94
No Activity to prevent, prepare for, and respond to Coronavirus										\$109,584.86
Total										\$109,584.86

LINE 27 DETAIL: ACTIVITIES INCLUDED IN THE COMPUTATION OF LINE 27

Plan Year	EDIS Project	EDIS Activity	Voucher Number	Activity Name	Matrix Code	National Objective	Drawn Amount
2022	1	1484	6651308	CDBG ADMINISTRATION	21A		\$24,281.78
2022	1	1484	6665682	CDBG ADMINISTRATION	21A		\$235.87
2022	1	1484	6689963	CDBG ADMINISTRATION	21A		\$120.60
2022	1	1484	6670301	CDBG ADMINISTRATION	21A		\$10,146.53
2022	1	1484	6579512	CDBG ADMINISTRATION	21A		\$375.85
2022	1	1484	6680275	CDBG ADMINISTRATION	21A		\$12,463.37
2022	1	1484	6682121	CDBG ADMINISTRATION	21A		\$463.85
2022	1	1484	6682223	CDBG ADMINISTRATION	21A		\$320.49
2022	1	1484	6692884	CDBG ADMINISTRATION	21A		\$246.83
2022	1	1484	6693887	CDBG ADMINISTRATION	21A		\$14,225.37
2022	1	1484	6695478	CDBG ADMINISTRATION	21A		\$387.74
2022	1	1484	6701646	CDBG ADMINISTRATION	21A		\$171.78
2022	1	1484	6702145	CDBG ADMINISTRATION	21A		\$16,338.10
2022	1	1484	6708886	CDBG ADMINISTRATION	21A		\$184.17
2022	1	1484	6712684	CDBG ADMINISTRATION	21A		\$67.10
2022	1	1484	6714549	CDBG ADMINISTRATION	21A		\$10,241.86
2022	1	1484	6710618	CDBG ADMINISTRATION	21A		\$626.58
2022	1	1484	6724662	CDBG ADMINISTRATION	21A		\$58.27
2022	1	1484	6726673	CDBG ADMINISTRATION	21A		\$14,447.02
2022	1	1484	6727869	CDBG ADMINISTRATION	21A		\$194.09
2022	1	1484	6732361	CDBG ADMINISTRATION	21A		\$30.03
2022	1	1484	6742188	CDBG ADMINISTRATION	21A		\$12,005.93
2022	1	1484	6742496	CDBG ADMINISTRATION	21A		\$231.20
2022	1	1484	6745364	CDBG ADMINISTRATION	21A		\$9,808.52
2022	1	1484	6747355	CDBG ADMINISTRATION	21A		\$325.80

Plan Year	IDIS Project	IDIS Activity	Voucher Number	Activity Name	Matrix Code	National Objective	Drawn Amount
2022	1	1484	6750847	CDBG ADMINISTRATION	21A		\$173.05
2022	1	1484	6756130	CDBG ADMINISTRATION	21A		\$370.79
2022	1	1484	6781683	CDBG ADMINISTRATION	21A		\$14,701.16
2022	1	1484	6769062	CDBG ADMINISTRATION	21A		\$1,173.10
2022	1	1484	6772734	CDBG ADMINISTRATION	21A		\$12,583.25
2022	1	1484	6780756	CDBG ADMINISTRATION	21A		\$140.90
2022	1	1484	6782908	CDBG ADMINISTRATION	21A		\$272.83
2022	1	1484	6785379	CDBG ADMINISTRATION	21A		\$9,076.00
						Matrix Code	\$186,893.10
Total							\$186,893.10

BY: MR. DAVENPORT

Approving the expenditure of funds received under the American Rescue Plan Act in the manner prescribed by and consistent with the requirements of the American Rescue Plan Act, and declaring an emergency.

WHEREAS, the City has received the \$20,995,402.00 in American Rescue Plan money to spend on program related items, and

WHEREAS, the Final Rule allows local governments to elect a standard allowance of up to \$10 million, not to exceed the total award allocation, in lieu of calculating revenue loss as prescribed by Treasurer, and

WHEREAS, on December 23, 2022 the U.S. Congress enacted the bipartisan State, Local, Tribal, and Territorial Fiscal Recovery, Infrastructure, and Disaster Relief Flexibility Act as an amendment to the Fiscal Year (FY) 2023 omnibus appropriations bill; the amendment provides additional flexibility for the \$350 billion Coronavirus State and Local Fiscal Recovery Fund (Recovery Fund) authorized under the American Rescue Plan Act (ARPA), including infrastructure, community development, and disaster response, and

WHEREAS, the City has updated the list of appropriate expenditures for Council approval, and

WHEREAS, the remaining balances are \$308,037.91 in regular ARPA funds, and \$306,945.30 in Revenue Replacement Funds.

NOW, THEREFORE, BE IT ORDAINED BY THE COUNCIL OF THE CITY OF MANSFIELD, STATE OF OHIO:

SECTION 1. This City Council does hereby approve the expenditure of funds received under the American Rescue Plan Act, as now appear on the detailed list attached hereto, in accordance with the requirements of section 9901 of the "American Rescue Plan Act," and any applicable regulations.

SECTION 2. This City Council elects to use the standard allowance for identifying revenue loss within the Local Fiscal Recovery Fund as authorized by the American Rescue Plan Act.

SECTION 3. That by reason of the immediate necessity for making eligible emergency expenditures under the American Rescue Plan Act disbursements, this measure is determined to be an emergency Ordinance for the immediate preservation of the public peace, health, safety, and welfare of the City of Mansfield and its inhabitants and providing it receives the affirmative vote of two-thirds of all members elected to Council, it shall take effect and be in force immediately upon its adoption, otherwise from and after the earliest time allowed by law, after its passage and approval by the Mayor.

Caucus 3 October 2023
1st Reading 3 October 2023
2nd Reading
PASSED 3 October 2023

ATTEST /s/ Amy L Yockey Clerk of Council

SIGNED /s/ Phillip E. Scott President Pro-Tempore
David Falquette Acting Mayor

APPROVED AS TO FORM: John R. Spon Law Director City of Mansfield, Ohio

City of Mansfield, Ohio

#	Project Name	Ordinance	Date	PO#	Receipts
	First Allocation	21-206	10.05.2021		\$10,497,701.00
1	Police Radio Replacement	21-206	10.05.2021	21-2244	
2	Fire Station COVID Upgrades	21-206	10.05.2021	21-2444	
3	Small Business Assistance	21-206	10.05.2021	21-2571	
4	Catholic Charity	21-206	10.05.2021	22-887	
5	3rd Street Sewer	21-206	10.05.2021	21-2246	
6	4th Street Sewer	21-206	10.05.2021	21-2634 / 22-2406	
7	Water Line Design & replacement	21-206	10.05.2021	----	
8	Municipal Court Radio Upgrades	21-268	12.21.2021	21-2657	
9	Fire Station - HVAC	21-268	12.21.2021	21-2643	
10	Police Training Facility - HVAC	21-268	12.21.2021	21-2652	
11	Police Training Facility - Furniture	21-268	12.21.2021	21-2653	
12	Engineering - Chairs	21-268	12.21.2021	21-2660	
13	Engineering - Remote Video Equipment	21-268	12.21.2021	21-2578 / 22-942	
14	Airport - HVAC	21-268	12.21.2021	21-2654 / 22-1983	
15	#1 Fire Station Roof Repair	23-075	06.06.2023	----	
	Revenue Replacement 1st	21-206	10.05.2021		

Returned amount to account (completed projects)

Second Allocation					\$10,497,701.00
-------------------	--	--	--	--	-----------------

Total ARPA (remainder of 1st plus 2nd:)					
16	Small Business Assistance (COVID related)	22-074/22-144	05.04.2022	----	
17	North End Community Center	22-074	05.04.2022	----	
18	Police Retention Payment	22-074	05.04.2022	N/A	
19	Dispatch Retention Payment	22-074	05.04.2022	N/A	
20	Rescue Squad Replacement	22-074	05.04.2022	22-2177	
21	Clearfork Dam	22-074	05.04.2022	23-1214	
22	Catholic Charity	22-144	08.03.2022	22-2097	
23	Police Radio Replacement - Additional Equipment	22-144	08.03.2022	22-1881	
24	Dispatch (Next Gen PSCC System)	22-144	08.03.2022	22-1996	
25	Fire Premium Pay	23-038	03.21.2023	N/A	
26	HR 8 chairs ARPA leather	23-038	03.21.2023	23-1166	
27	Catholic Charity (\$30,000-rent&utilities / \$20,000-food pantry)	23-038	03.21.2023	23-1175	
29	Police & Fire Central Square computer system	23-079	06.06.2023	23-1616	
29	City Building Renovate HVAC System	pending	10.03.2023	N/A	
30	AFSCME/Premium Pay	pending		N/A	
	Revenue Replacement 2nd	22-074	05.04.2022		

Returned amount to account (completed projects)

23-140

BILL #23-140

ORDINANCE # _____

BY: MRS. MEIER

Authorizing the Interim Safety-Service Director to accept and appropriate a grant from the Ohio Division of Emergency Medical Services in the amount of one thousand two hundred and 00/100 dollars (\$1,200.00) to be used for the purchase of EMS equipment, and declaring an emergency.

BE IT ORDAINED BY THE COUNCIL OF THE CITY OF MANSFIELD, STATE OF OHIO:

SECTION 1. That the Interim Safety-Service Director be, and is hereby authorized to accept a grant from the Ohio Division of Emergency Medical Services to be used for the purchase of EMS equipment in the total amount of one thousand two hundred and 00/100 dollars (\$1,200.00).

SECTION 2. That the sum of one thousand two hundred and 00/100 dollars (\$1,200.00) be, and the same is hereby, appropriated from the unappropriated Grant Fund (#224) to the Fire Department Grants (224.16.30) Capital Outlay Classification.

SECTION 3. That being an appropriation necessary for current expenses, this Ordinance shall take effect and be in full force immediately upon its passage and approval by the Mayor.

Caucus 3 October 2023
1st Reading 3 October 2023
2nd Reading _____
PASSED 3 October 2023

SIGNED /s/ Phillip E. Scott
President Pro-Tempore

ATTEST /s/ Amy L. Yockey
Clerk of Council

APPROVED /s/ David Falquette
Acting Mayor

APPROVED AS TO FORM: John R. Spon
Law Director
City of Mansfield, Ohio



DEPARTMENT OF FINANCE
STATEMENT OF FISCAL IMPACT

Attachment to
Bill#23-140

RE: EMS Training & Equipment Grant

Nature of Statement and Information Disclosed

This is a statement of fiscal impact for the City of Mansfield to accept funding from the:
Ohio Department of Public Safety - Division of Emergency Medical Services

This impact statement has been performed in accordance with the City's revenue policy, adopted by City Council on August 6, 2013 with ordinance #13-166. It is a statement solely for the purpose of analyzing and reporting the fiscal impact on the City of Mansfield of either accepting or not accepting the proposed funding and using certain assumptions as indicated herein. No attempt is made to evaluate the application, award documents or any special condition for suitability to City objectives.

Current Fiscal Impacts

Impact on Revenue

Grant/Other Funding: \$1,200.00
Funding Period: 7/1/23 - 12/31/23

Impact on Expenditures

PROJECT COSTS:	
Equipment	\$1,200.00
Total Project Costs:	\$ 1,200.00

The total project cost is estimated at \$ 1,200.00 . Note: * Grant awarded annually
* No local match.

Match Required: \$0.00

Future Fiscal Impact

Impact on Revenue

N/A

Impact on Expenditures

N/A



**DEPARTMENT OF FINANCE
STATEMENT OF FISCAL IMPACT**

Other Future Commitments

N/A

Disclosures of Possible Material Future Events

N/A

General Assumptions

A fiscal impact statement constitutes a forward-looking statement on the acceptance of funds from sources other than City revenue such as grants and the proper execution of all requirements as set forth in any grant application, agreement, or other duly enforceable stipulations.

In any case where a reasonable expectation of a future condition or event has been disclosed or is already known to Finance Department personnel, that information has been used as an assumption in the fiscal impact statement. Expectations not known or not considered reasonably expected to occur have been excluded from the fiscal impact statement. If an event or condition may occur which would have a material and *direct* fiscal impact, but is not reasonably expected to occur, it is disclosed in the fiscal impact statement.

General assumptions are made in this fiscal impact statement that the City staff executing the grant program already possess the required knowledge to perform all of the requirements of the grant, and that the information provided to the Finance Department to prepare this impact statement is true and correct. It is also assumed that no outside events will create a positive or negative influence on the grant program, and that there will be no changes in the legal, operational, or economic environment in which the grant program and the City as a whole operates, except as disclosed herein.



DEPARTMENT OF FINANCE
STATEMENT OF FISCAL IMPACT

Attachment to
Bill#23-141

RE: Recovery Ohio Law Enforcement Grant - METRICH

Nature of Statement and Information Disclosed

This is a statement of fiscal impact for the City of Mansfield to accept funding from the:
Ohio Office of Criminal Justice Services (OCJS)

This impact statement has been performed in accordance with the City's revenue policy, adopted by City Council on August 6, 2013 with ordinance #13-166. It is a statement solely for the purpose of analyzing and reporting the fiscal impact on the City of Mansfield of either accepting or not accepting the proposed funding and using certain assumptions as indicated herein. No attempt is made to evaluate the application, award documents or any special condition for suitability to City objectives.

Current Fiscal Impacts

Impact on Revenue

Grant/Other Funding: \$192,608.66
Funding Period: 5/1/23 - 4/30/24

Impact on Expenditures

PROJECT COSTS:	
Contractual Services	\$76,585.67
Equipment	82,276.30
Confidential Funds	33,746.69
Total Project Costs:	\$ 192,608.66

The total project cost is estimated at \$ 192,608.66 . Note: * Received three previous awards

Match Required: \$0.00

- * No local match
- * This grant will provide funds for drug investigations, equipment, software renewals, and six (6) license plate reader systems within the ten counties of the METRICH Drug Task Force.

Future Fiscal Impact

Impact on Revenue

N/A

Impact on Expenditures

N/A



**DEPARTMENT OF FINANCE
STATEMENT OF FISCAL IMPACT**

Other Future Commitments

N/A

Disclosures of Possible Material Future Events

N/A

General Assumptions

A fiscal impact statement constitutes a forward-looking statement on the acceptance of funds from sources other than City revenue such as grants and the proper execution of all requirements as set forth in any grant application, agreement, or other duly enforceable stipulations.

In any case where a reasonable expectation of a future condition or event has been disclosed or is already known to Finance Department personnel, that information has been used as an assumption in the fiscal impact statement. Expectations not known or not considered reasonably expected to occur have been excluded from the fiscal impact statement. If an event or condition may occur which would have a material and *direct* fiscal impact, but is not reasonably expected to occur, it is disclosed in the fiscal impact statement.

General assumptions are made in this fiscal impact statement that the City staff executing the grant program already possess the required knowledge to perform all of the requirements of the grant, and that the information provided to the Finance Department to prepare this impact statement is true and correct. It is also assumed that no outside events will create a positive or negative influence on the grant program, and that there will be no changes in the legal, operational, or economic environment in which the grant program and the City as a whole operates, except as disclosed herein.

BILL #23-142

ORDINANCE# _____

BY: MRS. MEIER

Authorizing the Mayor and Chief of Police to accept a grant from the United States Department of Justice under the DNA Capacity Enhancement Backlog Reduction Program (FY 2023) in the amount of two hundred fifty thousand and 00/100 dollars (\$250,000.00), and declaring an emergency.

WHEREAS, a primary purpose of the DNA Capacity Enhancement Backlog Reduction Program is to assist in providing funds to local law enforcement agencies, specifically to address DNA Analysis, and

WHEREAS, the DNA Capacity Enhancement Backlog Reduction Program provides funds to defray the cost of DNA personnel, contractual services, supplies, and capital outlay, and

WHEREAS, it is in the best interest of the City of Mansfield, Ohio, to avail itself of the opportunities provided by this program and to participate with complete commitment.

NOW, THEREFORE, BE IT ORDAINED BY THE COUNCIL OF THE CITY OF MANSFIELD, STATE OF OHIO:

SECTION 1. That the Mayor and Chief of Police be, and they are hereby, authorized to accept a grant in the amount of two hundred fifty thousand and 00/100 dollars (\$250,000.00) from the United States Department of Justice under the DNA Capacity Enhancement Backlog Reduction Program (FY 2023), and to execute all documents pertaining thereto.

SECTION 2. That by reason of the immediate necessity to accept this grant for public safety, this measure is determined to be an emergency Ordinance for the immediate preservation of the public peace, health, safety and welfare of the City of Mansfield and its inhabitants and providing it receives the affirmative vote of two-thirds of all members elected to Council, it shall take effect and be in force immediately upon its adoption, otherwise from and after the earliest time allowed by law, after its passage and approval by the Mayor.

Caucus 3 October 2023
1st Reading 3 October 2023
2nd Reading _____
PASSED 3 October 2023

Phillip E. Scott

/s/ Phillip E. Scott
President Pro-Tempore

Amy L. Yockey

/s/ Amy L. Yockey
Clerk of Council

David Falquette

/s/ David Falquette
Acting Mayor

APPROVED AS TO FORM: John R. Spon
Law Director
City of Mansfield, Ohio



DEPARTMENT OF FINANCE
STATEMENT OF FISCAL IMPACT

Attachment to
Bill#23-142

RE: DNA Capacity Enhancement Backlog Reduction Program (FY23)

Nature of Statement and Information Disclosed

This is a statement of fiscal impact for the City of Mansfield to accept funding from the:
United States Department of Justice

This impact statement has been performed in accordance with the City's revenue policy, adopted by City Council on August 6, 2013 with ordinance #13-166. It is a statement solely for the purpose of analyzing and reporting the fiscal impact on the City of Mansfield of either accepting or not accepting the proposed funding and using certain assumptions as indicated herein. No attempt is made to evaluate the application, award documents or any special condition for suitability to City objectives.

Current Fiscal Impacts

Impact on Revenue

Grant/Other Funding: \$250,000.00
Funding Period: 10/1/23 - 9/30/25

Impact on Expenditures

PROJECT COSTS:	
Personnel	\$128,983.00
Contractual Services	72,715.00
Supplies	9,559.00
Equipment	38,743.00
Total Project Costs:	\$ 250,000.00

The total project cost is estimated at \$ 250,000.00 . Note: * Grant awarded annually
* No local match

Match Required: \$0.00

Future Fiscal Impact

Impact on Revenue

N/A

Impact on Expenditures

N/A



**DEPARTMENT OF FINANCE
STATEMENT OF FISCAL IMPACT**

Other Future Commitments

N/A

Disclosures of Possible Material Future Events

All personnel costs associated with one DNA Analyst and one DNA Technician would be the responsibility of the Safety Services Fund (#214) beyond 9/30/25 unless future grants are awarded.

General Assumptions

A fiscal impact statement constitutes a forward-looking statement on the acceptance of funds from sources other than City revenue such as grants and the proper execution of all requirements as set forth in any grant application, agreement, or other duly enforceable stipulations.

In any case where a reasonable expectation of a future condition or event has been disclosed or is already known to Finance Department personnel, that information has been used as an assumption in the fiscal impact statement. Expectations not known or not considered reasonably expected to occur have been excluded from the fiscal impact statement. If an event or condition may occur which would have a material and *direct* fiscal impact, but is not reasonably expected to occur, it is disclosed in the fiscal impact statement.

General assumptions are made in this fiscal impact statement that the City staff executing the grant program already possess the required knowledge to perform all of the requirements of the grant, and that the information provided to the Finance Department to prepare this impact statement is true and correct. It is also assumed that no outside events will create a positive or negative influence on the grant program, and that there will be no changes in the legal, operational, or economic environment in which the grant program and the City as a whole operates, except as disclosed herein.

23 - 143

BILL #23-143

ORDINANCE # _____

BY: MRS. MEIER

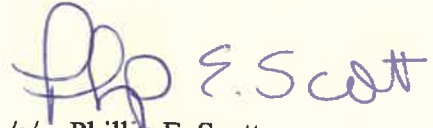
Authorizing the Public Works Director to advertise for bids and to enter into a contract for the retail purchase of gasoline and diesel fuel for the Fire Department, and declaring an emergency.


BE IT ORDAINED BY THE COUNCIL OF THE CITY OF MANSFIELD, STATE OF OHIO:

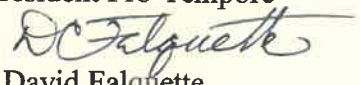
SECTION 1. That the Public Works Director be, and is hereby, authorized to advertise for bids and enter into a contract, according to law and according to plans and specifications as now on file in his office, with the lowest and best bidder for the furnishing of gasoline and diesel fuel for the Fire Department, to be paid from the proper funds as established by the annual appropriations Ordinances.

SECTION 2. That by reason of the immediate need to bid and contract for fuels required for use beginning in 2024, this measure is determined to be an emergency Ordinance for the immediate preservation of the public peace, health, safety and welfare of the City of Mansfield and its inhabitants and providing it receives the affirmative vote of two-thirds of all members elected to Council, it shall take effect and be in force immediately upon its adoption, otherwise from and after the earliest time allowed by law, after its passage and approval by the Mayor.

Caucus _____ 3 October 2023
1st Reading _____ 3 October 2023
2nd Reading _____
PASSED _____ 3 October 2023

SIGNED 
/s/ Phillip E. Scott
President Pro-Tempore

ATTEST 
/s/ Amy L. Yockey
Clerk of Council

APPROVED 
/s/ David Falquette
Acting Mayor

CONSENT LEGISLATION

BILL# 23-144

BY: MS. MOTON

Ordinance/Resolution No.

23 - 144

PID No. 113325

Project Name

RIC SR 0013 11.01

The following 23 - 144 enacted by the City of Mansfield of Richland County, Ohio,
(Ordinance/Resolution)
hereinafter referred to as the Village, in the matter of the stated described project.

SECTION I - Project Description

WHEREAS, the State has identified the need for the described project:

To reconstruct pavement in the City of Mansfield in Richland County utilizing a rubblize and roll method. This project includes State Route 13 from SLM 11.007 (Hanley Rd) to SLM 14.395 (end of 4 lane section) SR 13 from SLM 11.007 to SLM 11.214 and from SLM 13.123 to 14.395 are within City limits.

This project is currently scheduled to be constructed between the spring of 2025 and summer of 2026.

NOW THEREFORE, be it ordained by the City of Mansfield of Richland County, Ohio.

SECTION II - Consent Statement

Being in the public interest, the City gives consent to the Director of Transportation to complete the above described project.

SECTION III - Cooperation Statement

The City shall cooperate with the Director of Transportation in the above described project as follows:

- 1) *The City gives consent for the above improvement,*
- 2) *No funds are required from the City except that the City agrees to assume and bear one hundred percent (100%) of the total cost for added construction items requested by the City and not necessary for the improvement as determined by the State and the Federal Highway Administration.*

SECTION IV - Maintenance

Upon completion of the described Project, and unless otherwise agreed, the City shall:

- 1) *Provide adequate maintenance for the described Project in accordance with all applicable state and federal law;*

- 2) Provide ample financial provisions, as necessary, for the maintenance of the described project;
- 3) Maintain the right-of-way, keeping it free of obstructions; and hold said right-of-way inviolate for public highway purposes.

PID No. 113325
 Project Name RIC SR 0013 11.01

SECTION V - Utilities and Right-of-Way Statement

If City owned utilities, within a corporation limit or in a private easement outside corporation limits, need to be relocated due to this ODOT project, the City will be reimbursed for any relocation work; ODOT will perform the coordination, relocation, and reimbursement which shall comply with the current provisions of 23 CFR 645 and the ODOT Utilities Manual.

If other public and private utilities need to be relocated due to this ODOT project they will not be reimbursed for relocation; with exceptions due to an easement, etc.

SECTION VI - Authority to Sign

The Public Works DIRECTOR of said City of Mansfield is hereby empowered on behalf
 (Contractual Agent)

of the City of Mansfield to enter into contracts with the Director of Transportation necessary to complete the above described project.

Passed: Oct 3rd, 2023
 (Date)

Attested: Amy L. Gorkley (Clerk) David L. Kemp (Officer of City- title) PUBLIC WORKS DIRECTOR
 Attested: E. Scott (title) PRESIDENT PRO TEMP Al Felquetto (Mayor) (Acting)

This 23-144 is hereby declared to be an emergency measure to expedite the highway
 (Ordinance/Resolution)
 project and to promote highway safety. Following appropriate legislative action, it shall take effect and be in force immediately upon its passage and approval, otherwise it shall take effect and be in force from and after the earliest period allowed by law.

PID No. 113325
Project Name RIC SR 0013 11.01

CERTIFICATE OF COPY
STATE OF OHIO
City of Mansfield of Richland County, Ohio

I, Amy L. Yockey as Clerk of the City of Mansfield of Richland County, Ohio,

Do hereby certify that the foregoing is a true and correct copy of 23-144 adopted by
(Ordinance/Resolution)
the legislative Authority of the said City of Mansfield on this 3rd day of Oct, 2023,

that the publication of such 23-144 has been made and certified of record according to
(Ordinance/Resolution)

law; that no proceedings looking to a referendum upon such 23-144 have been taken;
(Ordinance/Resolution)

and that such 23-144 and certificate of publication thereof are of record in
(Ordinance/Resolution)

23-144, Page 213
(Ordinance/Resolution)

IN WITNESS WHEREOF, I have hereunto subscribed my name and affixed my official seal, if applicable, this 3rd day of Oct, 2023,

Amy L. Yockey
Clerk Signature

City of Mansfield of Richland County, Ohio.

(SEAL)
(If Applicable)

The foregoing is accepted as a basis for proceeding with the project herein described.

For the City of Mansfield of Richland County, Ohio

Attest: _____

David L. Perry Date 10/3/23
Contractual Officer Public Work Director

BILL #23-145

ORDINANCE # _____

23 - 145

BY: MRS. BURNS

Authorizing the Public Works Director to enter into a contract for engineering and planning services relating to the improvement of Mansfield Lahm Regional Airport, and declaring an emergency.

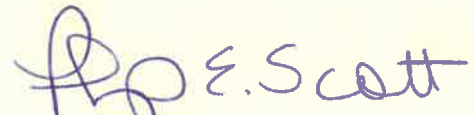
BE IT ORDAINED BY THE COUNCIL OF THE CITY OF MANSFIELD, STATE OF OHIO:

SECTION 1. That the Public Works Director be, and is hereby, authorized to enter into a contract for professional services with an engineering and planning firm for necessary services relating to the improvement of Mansfield Lahm Regional Airport.

SECTION 2. That by reason of the immediate necessity for authorizing an engineering and planning services contract and moving forward with necessary Airport improvements, this measure is determined to be an emergency Ordinance for the immediate preservation of the public peace, health, safety and welfare of the City of Mansfield and its inhabitants and providing it receives the affirmative vote of two-thirds of all members elected to Council, it shall take effect and be in force immediately upon its adoption, otherwise from and after the earliest time allowed by law, after its passage and approval by the Mayor.

Caucus 3 October 2023
1st Reading 3 October 2023
2nd Reading _____
PASSED 3 October 2023


SIGNED



/s/ Phillip E. Scott


President Pro-Tempore

ATTEST



/s/ Amy L. Yockey
Clerk of Council

APPROVED



/s/ David Falquette
Acting Mayor

APPROVED AS TO FORM: John R. Spon
Law Director
City of Mansfield, Ohio

BILL #23-147*

ORDINANCE # _____

BY: MS. BURNS

Authorizing the Public Works Director to enter into a contract or contracts for a certain storm sewer installation project at and around North Main Street related to the Touby Run Flood Mitigation Hazard Project.

WHEREAS, the City entered into a cost sharing agreement with the Ohio Public Works Commission for this Project.

NOW, THEREFORE, BE IT ORDAINED BY THE COUNCIL OF THE CITY OF MANSFIELD, STATE OF OHIO:

SECTION 1. That the Public Works Director be, and is hereby, authorized to enter into a contract, with the lowest and best bidder, according to law for a certain storm installation project at and around North Main Street related to the Touby Run Flood Mitigation Hazard Project, all in accordance with detailed plans, specifications and estimates as now on file in the office of the City Engineer, which plans, estimates, and specifications are hereby approved.

SECTION 2. That the entire cost of the improvements authorized in Section 1 shall be paid from the Sewer Fund (#503), Non-Departmental, Capital Outlay Classification.

SECTION 3. That this measure shall take effect and be in force after the earliest time allowed by law, after its passage and approval by the Mayor.


Caucus 3 October 2023

1st Reading 3 October 2023

2nd Reading _____

PASSED 3 October 2023


SIGNED



/s/ Phillip E. Scott

President Pro-Tempore

ATTEST



/s/ Amy L. Yockey
Clerk of Council

APPROVED



/s/ David Falquette
Acting Mayor

APPROVED AS TO FORM: John R. Spon
Law Director
City of Mansfield, Ohio

* Publication required.

BILL #23-148*

ORDINANCE # _____

BY: MS. MOTON

Vacating an Unnamed Alley between Bowman Street and Springmill Streets, and between Lot Nos. 5266, 5267, 5268, 5269, 5270 and 5271, and retaining the utility rights and easements therein, and declaring an emergency.

WHEREAS, a petition by persons owning property abutting the portion of Leonard Avenue between McPherson Street and an unnamed alley, and between Lot Nos. 5266, 5267, 5268, 5269, 5270 and 5271 to be vacated therein was heretofore presented to Council praying that said dedicated portion of the street right-of-way adjacent thereto be vacated, and

WHEREAS, Council, upon hearing, is satisfied that there is good cause for such vacation as prayed for, that it will not be detrimental to the general interest, and should be made.


NOW, THEREFORE, BE IT ORDAINED BY THE COUNCIL OF THE CITY OF MANSFIELD, STATE OF OHIO:


SECTION 1. That an Unnamed Alley between Bowman Street and Springmill Streets, and between Lot Nos. 5266, 5267, 5268, 5269, 5270 and 5271, of which is more particularly described and depicted on Exhibit "A," the Petition to Vacate, now available on file with the Clerk of Council, be, and the same is hereby vacated, saving and reserving all utility rights and easements therein.

SECTION 2. That by reason of the immediate necessity for vacating a portion of an Unnamed Alley, this measure is determined to be an emergency ordinance for the immediate preservation of the public peace, health, safety and welfare of the City of Mansfield and its inhabitants and providing it receives the affirmative vote of two-thirds of all members elected to Council, it shall take effect be in force immediately upon its adoption, otherwise from and after the earliest time allowed by law, after its passage and approval by the Mayor.

Caucus 3 October 2023
1st Reading 3 October 2023
2nd Reading _____
PASSED 3 October 2023

SIGNED 
/s/ Phillip E. Scott
President Pro-Tempore

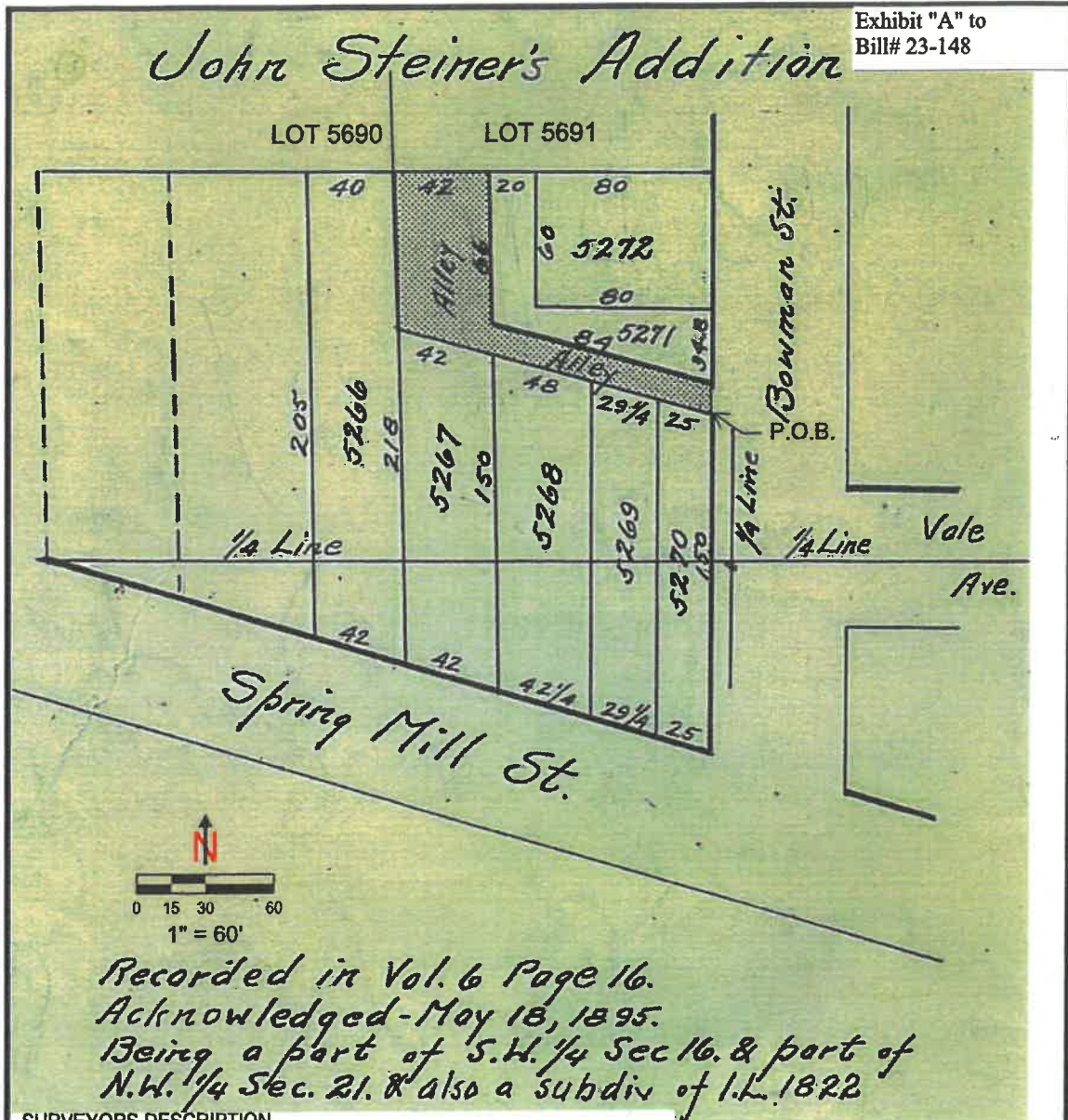
ATTEST 
/s/ Amy L. Yockey
Clerk of Council

APPROVED 
/s/ David Falquette
Acting Mayor

APPROVED AS TO FORM: John R. Spon
Law Director
City of Mansfield, Ohio

* Publication required.

John Steiner's Addition



*Recorded in Vol. 6 Page 16.
Acknowledged - May 18, 1895.
Being a part of S.W. 1/4 Sec 16. & part of
N.W. 1/4 Sec. 21. & also a subdiv of I.L. 1822*

SURVEYORS DESCRIPTION

SITUATED IN THE CITY OF MANSFIELD, COUNTY OF RICHLAND,
STATE OF OHIO;
BEING ALL OF AN ALLEY OF VARIABLE WIDTH AS RECORDED IN PLAT
BOOK 6, PAGE 16 OF THE RICHLAND COUNTY RECORDER'S
RECORDS AND BEING BOUNDED AND DESCRIBED AS FOLLOWS:
BEGINNING FOR THE SAME AT A POINT IN THE NORTHEAST
CORNER OF LOT 5270;
THENCE, THE FOLLOWING SIX COURSES:
1.) NORTHWESTERLY ALONG THE NORTHERLY LINE OF SAID LOT
5270 AND THE NORTHERLY LINE OF LOTS 5269, 5268, 5267 TO A
POINT IN THE NORTHWEST CORNER OF SAID LOT 5267, SAID POINT
ALSO BEING ON THE EAST LINE OF LOT 5266;
2.) NORTH ALONG THE EAST LINE OF SAID LOT 5266 TO A POINT IN
THE NORTHEAST CORNER THEREOF, SAID POINT ALSO BEING ON
THE NORTH LINE OF JOHN STEINER'S ADDITION (PB. 6, PG 16);
3.) EAST ON THE NORTH LINE OF JOHN STEINER'S ADDITION, TO A
POINT IN THE NORTHWEST CORNER OF LOT 5271;
4.) SOUTH ALONG THE WEST LINE OF SAID LOT 5271 TO A POINT IN
THE SOUTHWEST CORNER THEREOF;
5.) SOUTHEASTERLY ALONG THE SOUTHERLY LINE OF SAID LOT
5271 TO A POINT IN THE SOUTHEAST CORNER THEREOF, SAID
POINT ALSO BEING ON THE WEST LINE OF BOWMAN STREET, THE
EAST LINE OF JOHN STEINER'S ADDITION;
6.) SOUTH ALONG THE EAST LINE OF JOHN STEINER'S ADDITION,
THE WEST LINE OF BOWMAN STREET, TO THE PLACE OF
BEGINNING. 4352.75 SQUARE FEET.

LEGEND

 AREA TO BE VACATED

VACATION PLAT

*BEING AN UNNAMED ALLEY
AS RECORDED IN PLAT BOOK 6, PAGE 16
CITY OF MANSFIELD, RICHLAND COUNTY, OHIO*

DATE MAY 18 1895	CHECKED MAY 18 1895	SCALE 1"=60'	DATE 05/18/1895
DRAWING NO: 51-733-VACATION PLAT		JOB NO: 51-733 SHEET 1 OF 1	

52 N. Diamond Street
Mansfield, OH 44902
T: 419-525-0093



526 E. Broad Street
Elyria, OH 44035
T: 440-323-9608

K.E. McCARTNEY & ASSOCIATES
ENGINEERS • PLANNERS • SURVEYORS

ORIGINAL

CONSENT LEGISLATION

23 - 148

BILL# 23-149

Ordinance/Resolution No.

BY: MS. MOTON

PID No. 120126

Project Name RIC US 0030 08.73

The following 23-148 enacted by the City of Mansfield of Richland County, Ohio,
(Ordinance/Resolution)
hereinafter referred to as the City, in the matter of the stated described project.

SECTION I - Project Description

WHEREAS, the State has identified the need for the described project:

To perform reactive bridge rehabilitation due a bridge hit on US Route 0030 at SLM 08.73 under Home Road in the City of Mansfield in Richland County.

This project is currently scheduled to be constructed in 2024.

NOW THEREFORE, be it ordained by the City of Mansfield of Richland County, Ohio.

SECTION II - Consent Statement

Being in the public interest, the City gives consent to the Director of Transportation to complete the above described project.

SECTION III - Cooperation Statement

The City shall cooperate with the Director of Transportation in the above described project as follows:

- 1) *The City gives consent for the above improvement,*
- 2) *No funds are required from the City except that the City agrees to assume and bear one hundred percent (100%) of the total cost for added construction items requested by the City and not necessary for the improvement as determined by the State and the Federal Highway Administration.*

SECTION IV - Maintenance

Upon completion of the described Project, and unless otherwise agreed, the City shall:

- 1) *Provide adequate maintenance for the described Project in accordance with all applicable state and federal law;*
- 2) *Provide ample financial provisions, as necessary, for the maintenance of the described project;*
- 3) *Maintain the right-of-way, keeping it free of obstructions; and hold said right-of-way inviolate for public highway purposes.*

23 - 148

SECTION V - Utilities and Right-of-Way Statement

If City owned utilities, within a corporation limit or in a private easement outside corporation limits, need to be relocated due to this ODOT project, the City will be reimbursed for any relocation work; ODOT will perform the coordination, relocation, and reimbursement which shall comply with the current provisions of 23 CFR 645 and the ODOT Utilities Manual.

If other public and private utilities need to be relocated due to this ODOT project they will not be reimbursed for relocation; with exceptions due to an easement, etc.

SECTION VI - Authority to Sign

The Public WORKS
Director of said City of Mansfield is hereby empowered on behalf
(Contractual Agent)

of the City of Mansfield to enter into contracts with the Director of Transportation necessary to complete the above described project.

Passed: Oct 3rd, 2023.
(Date)

Attested: Amy L Yockey
(Clerk)

David L Lemy
(Officer of City - title) PUBLIC WORKS DIRECTOR

Attested: E. Scott
PRES (Title) PRD-TEMP

D. G. [Signature]
(Mayor) (ACTING)

This 23-148 is hereby declared to be an emergency measure to expedite the highway
(Ordinance/Resolution)
project and to promote highway safety. Following appropriate legislative action, it shall take effect and be in force immediately upon its passage and approval, otherwise it shall take effect and be in force from and after the earliest period allowed by law.

PID No. 120126
Project Name RIC US 0030 08.73

CERTIFICATE OF COPY
STATE OF OHIO
City of Mansfield of Richland County, Ohio

I, Amy L. Yockey as Clerk of the City of Mansfield of Richland County, Ohio,

Do hereby certify that the foregoing is a true and correct copy of 23-148 adopted by
(Ordinance/Resolution)
the legislative Authority of the said City of Mansfield on this 3rd day of Oct, 2023,

that the publication of such 23-148 has been made and certified of record according to
(Ordinance/Resolution)

law; that no proceedings looking to a referendum upon such 23-148 have been taken;
(Ordinance/Resolution)

and that such 23-148 and certificate of publication thereof are of record in
(Ordinance/Resolution)

23-148, Page _____
(Ordinance/Resolution)

IN WITNESS WHEREOF, I have hereunto subscribed my name and affixed my official seal, if applicable, this 3rd day of Oct, 2023,

Amy L Yockey
Clerk Signature

City of Mansfield of Richland County, Ohio.

(SEAL)
(If Applicable)

The foregoing is accepted as a basis for proceeding with the project herein described.

For the City of Mansfield of Richland County, Ohio

Attest: _____

David L. Remy, Date 10/3/23
Contractual Officer PUBLIC WORKS DIRECTOR