



# City of Mansfield, Ohio Quarterly Financial Report as of December 31, 2024

---

Submitted by Kelly Blankenship, Finance Director



## Table of Contents

Executive Summary .....	3
Favorable Budget Variances .....	3
Unfavorable Budget Variances .....	3
Economic Environment .....	4
Local Employment Facts .....	4
State Economy Highlights .....	5
National Economy Highlights .....	5
Major Fund Analysis .....	7
General Fund .....	7
Safety Services Fund .....	9
Water and Sewer Funds .....	11
Comparative Statements .....	12
Income Tax Revenues .....	21
Investment Analysis .....	23
American Rescue Plan Act Update .....	27
Conclusion .....	31
Supplementary Reports .....	31
Budgetary Adjustments .....	31
Employee Salaries .....	39
Vendor Payments .....	58

## Executive Summary

This unaudited report provides an overview of the City of Mansfield's financial condition through December 31, 2024. Included in this report are economic information, budgetary analyses of revenue and expenditures, and overall fund performance.

Regarding revenues, the City's policy dictates that revenue shall be forecasted conservatively based on a 5-year average. Because the COVID-19 pandemic falls within this timeline, the estimated revenue would be forecast to an unrealistic low. Therefore, a 3-year average was used to project revenue for the year, giving a more realistic prediction. Revenue in the major funds (General Fund, Safety Fund, and the proprietary funds – Water, Sewer, and Airport Funds) reached or exceeded estimated levels.

Expenses were initially based on the temporary budget that was in place when the new administration took office. The final adopted budget added some capital projects and included a review of department requests. As the year progressed, it became clear that changes were necessary earlier than in prior years, so the carte blanche legislation was requested in July instead of August. This legislation allows for transfers within the department's budget from one classification to another, but not from one fund to another. The major funds were well within the boundaries of the amended budget at year-end.

### Favorable Budget Variances

In the General Fund, real estate tax increases resulted in a 34% bump in budgeted revenue. Municipal income tax receipts were 5% higher than budgeted. Overall, the Local Taxes category of revenue was 107% of the estimated budget. Housing and building permits were 127% of estimated revenue, and fines and forfeitures ended at 112% of revenue budgeted. These factors, along with favorable interest income, resulted in General Fund revenue at 110% of the budgeted amount.

In the other major funds, EMS Transport fees in the Safety Fund required a budget amendment later in the year to increase the estimate and performed 31% better than originally estimated. Another noteworthy item in the Safety Fund was the fact that only 84% of the \$17 million transfer from the General Fund was necessary to balance the fund at the end of the year. Water Fund proceeds exceeded budgeted revenue by 6%, and the Airport Fund required only 80% of the budgeted transfer from the General Fund to balance.

With regards to expenditures, departments in the General Fund used only 88% of their approved budget. Safety expenditures spent 96% of their budget. For the proprietary funds, their expenses were 90%, 88%, and 87% for Water, Sewer, and Airport respectively when encumbrances are considered.

### Unfavorable Budget Variances

While overall income tax revenue exceeded the estimate, individual (90% of the budget) and business taxes (92% of the budget) were below estimates for those segments. In the proprietary funds, Sewer revenue did not grow in proportion to Water revenue. In fact, Sewer receipts were 99% of estimated revenue.

On the expenditure side, overtime expenses for the Fire Department registered 120% of the budgeted amount. All funds were levied to restore the minimum reserve in the Health Insurance Fund which required almost \$1 million.

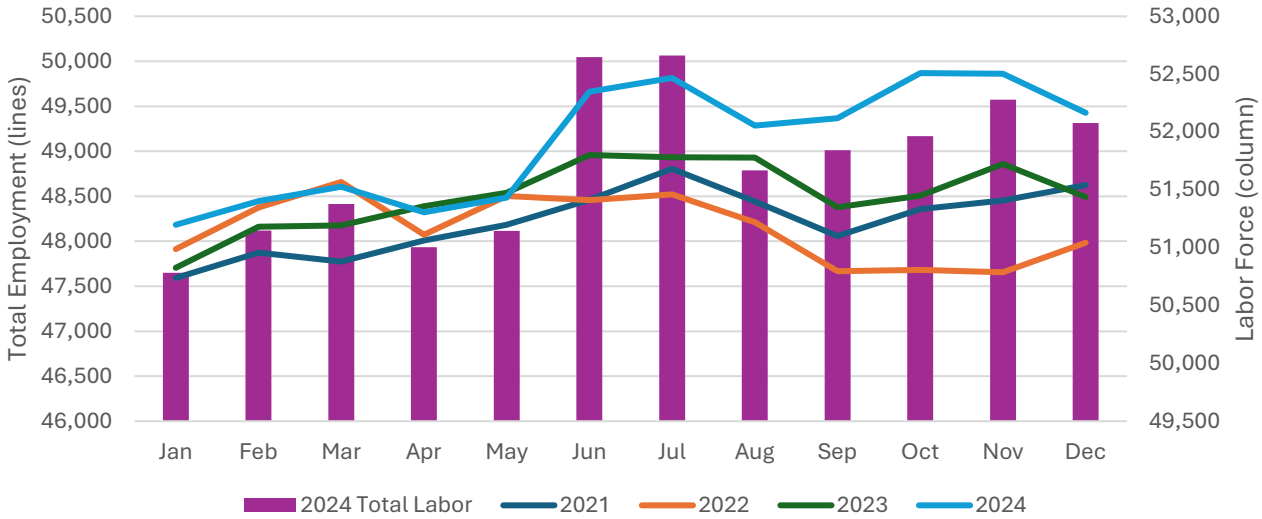
# Economic Environment

The major economic indicators are outlined below. They are used to gauge the overall health of the economy and are relatively stable this year. These indicators are closely monitored as they can influence revenue collection levels and inform resource allocation decisions. Mansfield statistics are not only from the corporation limits but include the Mansfield Metropolitan area as defined by the U.S. Bureau of Labor Statistics.

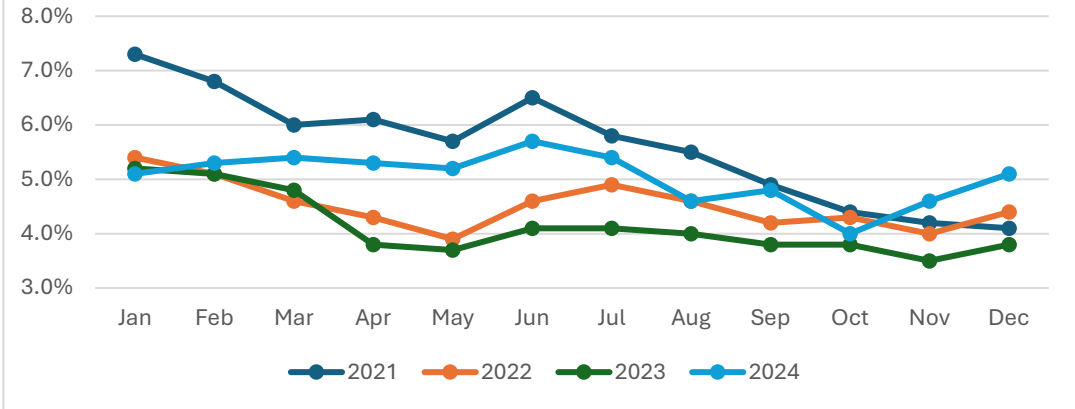
## Local Employment Facts

The graph below shows the total employment data for the past four years. Also included are the numbers for the total labor force over the past year. You can see that the total employment in the Mansfield Metropolitan Area grew faster than the labor force, resulting in a downward trend for unemployment (shown on the next graph).

Mansfield Metropolitan Area Comparison of Total Labor Force  
2024 to Historic Total Employment

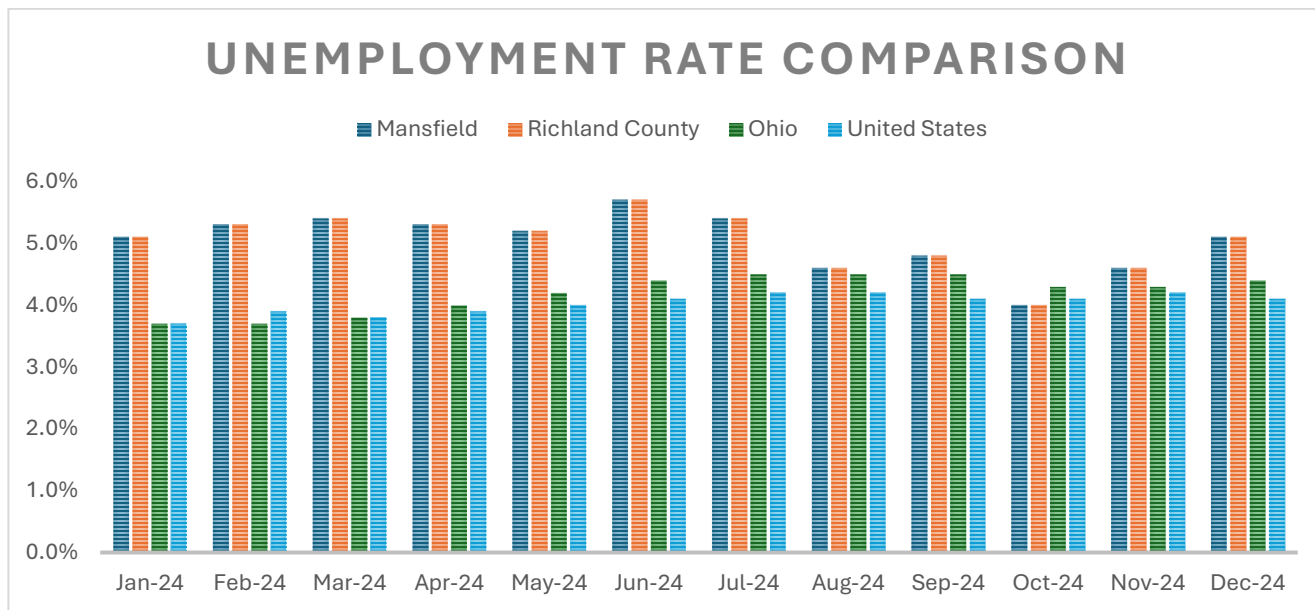


Mansfield Metropolitan Area Unemployment Rate



Although unemployment is trending downward overall, it is still higher than in the previous three years.

The graph below depicts the unemployment rate for the Mansfield Metropolitan Area along with Richland County, the State of Ohio, and the nation. You can see that state and national unemployment is trending upward while our local rates are trending downward and becoming more closely aligned.



## State Economy Highlights

The 135<sup>th</sup> General Assembly introduced 1,065 bills. The legislature had a slow start due to leadership disagreements, adopting rules, and determining priorities. Important bills at the beginning of the General Assembly were concerned with taxes, social issues, infant mortality, housing, school vouchers, and other education-related changes. A provision that changed in the FY2024-2025 budget included an increase in the Local Government Fund from the current rate of 1.66% of the General Revenue Fund to 1.7%. This is not a significant source of revenue for Mansfield. The General Assembly also decided that a municipality may exercise the option to publish the following items on the state’s public notice website or on the municipality’s website and social media account, rather than only in a newspaper: summaries of each municipal ordinance or resolution and all statements, orders, proclamations, notices, and reports required by law to be published. Provisions affecting municipal income taxation include reducing the amount a municipality can charge for late filings to \$25 with a first-offense waiver, and allows businesses with remote employees to apportion the net profits attributable to the activities of those employees, both of which reduce revenue for the City.

## National Economy Highlights

A number of national events affected the financial health of America in 2024. Among the notable events were Federal Reserve rate cuts from 5.5% to 4.5% as they attempted to stave off inflation while avoiding a recession. Some would question whether their policy was successful considering that actual economic data was often baffling when compared to predictions. Unemployment rates climbed nationally throughout 2024 while economic growth was better than predicted. The presidential election saw markets in a state of caution as President Donald Trump resumed office; however, the S&P 500 rallied to close the year near an all-time high or a 23% uptick for the year. The following graphic from Meeder Public Funds demonstrates some national economic highlights for the year.

# 2024 Year In Review



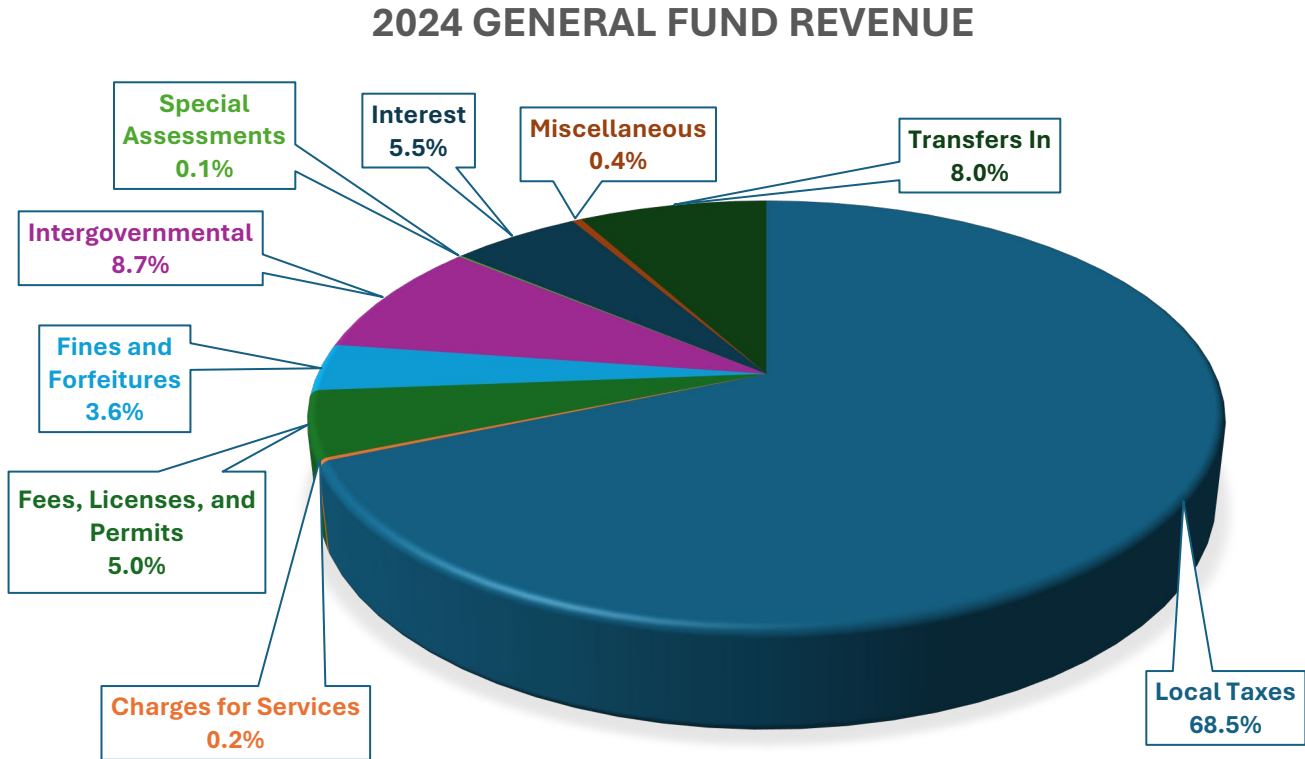
<b>Federal Reserve Cuts Rates</b> Fed funds rate dropped from 5.5% to 4.5%		<b>The 3-mo Treasury Bill</b> Yielded <b>5.33%</b> in Dec 2023 and ended the year at <b>4.31%</b>  <b>The 2-yr Treasury Note</b> Yielded <b>4.25%</b> in Dec 2023 and ended the year at <b>4.24%</b>  <b>The 5-yr Treasury Note</b> Yielded <b>3.85%</b> in Dec 2023 and ended the year at <b>4.38%</b>	<b>Globally</b> central banks begin widespread lowering of rates
<b>U.S. Economic Growth</b> Was better than economists expected	<b>U.S. Unemployment Rate</b> Climbs from 3.7% (Dec 2023) to 4.2% (Nov 2024)		YOY CPI drops from <b>3.4% (Dec 2023)</b> to <b>2.7% (Nov 2024)</b>
U.S. Treasury yield curve <b>Uninverts</b>			<b>S&amp;P 500</b> closes near an all-time high, up <b>23%</b> for the year
U.S. Federal debt tops <b>\$36 trillion</b>			

# Major Fund Analysis

This report focuses on the budget performance of the Major Funds: General Fund, Safety Fund, Water Fund, and Sewer Fund. These funds experience the most activity and are the most susceptible to fluctuations in revenue.

## General Fund

The pie chart below depicts the revenue received in the General fund through the end of the year by category. The table below the chart provides the actual dollar amounts reflected in the pie chart.



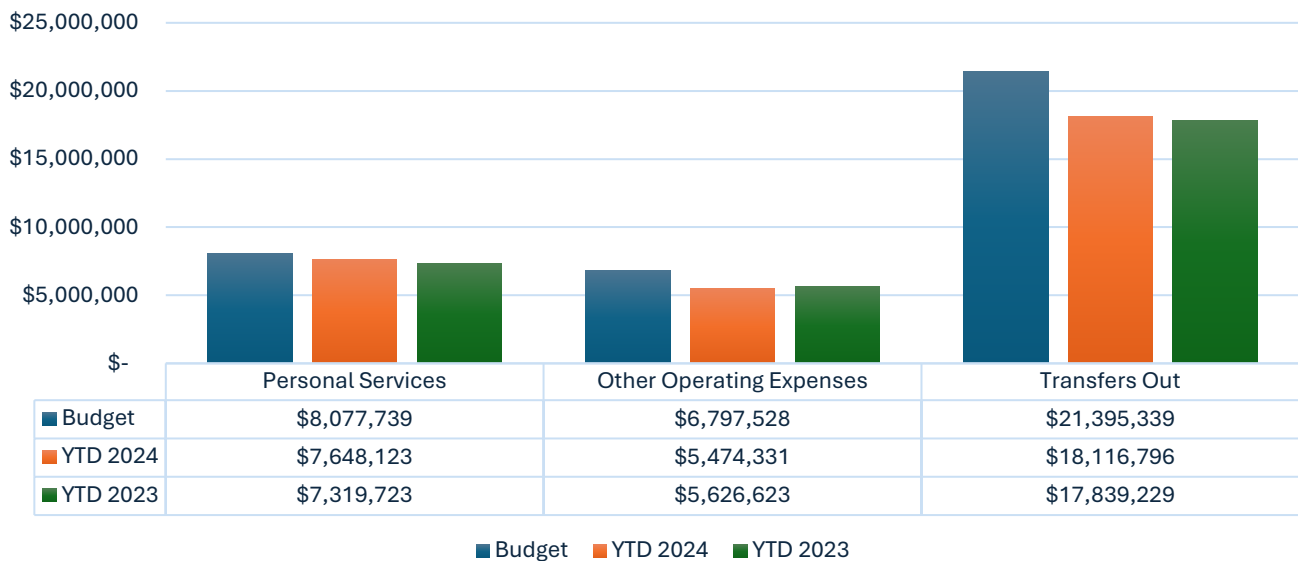
Local Taxes	\$ 21,322,545	Charges for Services	\$ 65,714	Fees, Licenses and Permits	\$ 1,553,919
Fines and Forfeitures	\$ 1,110,821	Intergovernmental	\$ 2,713,292	Special Assessments	\$ 31,084
Interest	\$ 1,700,987	Miscellaneous	\$ 121,944	Transfers In	\$ 2,489,774

The majority of General Fund revenue is derived from local taxes, which is comprised of Real Estate Taxes totaling about \$2.1 million and Municipal Income Taxes of \$19.2 million. The recent revaluation of real property in Richland County resulted in the City’s share of Real Estate taxes increasing by 33% over the prior year, or about \$500,000. However, for the first time since the pandemic, Income Tax revenue was flat when compared to the previous year.

Categories that fell below the 2023 level include Fees, Licenses, and Permits (-6%), Intergovernmental (-1%), Miscellaneous (-14%) and Transfers In from other funds (-7%). Charges for Services increased 11%; Fines and Forfeitures, Special Assessments, and Interest Income were all up 15% over last year. Overall, General fund revenue rose 2% over the previous year, or \$600,000.

General Fund expenditures, including encumbrances carried over to 2025, ended the year at 87% of the budgeted amount. Personal Services used 95% of the budget, Operating Expenses ended at 81% of the budgeted amount, and Transfers Out used 88% of the budgeted amount. Personal Services represents 24% of the General Fund, Other Operating Expenses 18%, and Transfers Out accounts for 58% of the fund.

### FY2024 General Fund Expenditures by Category



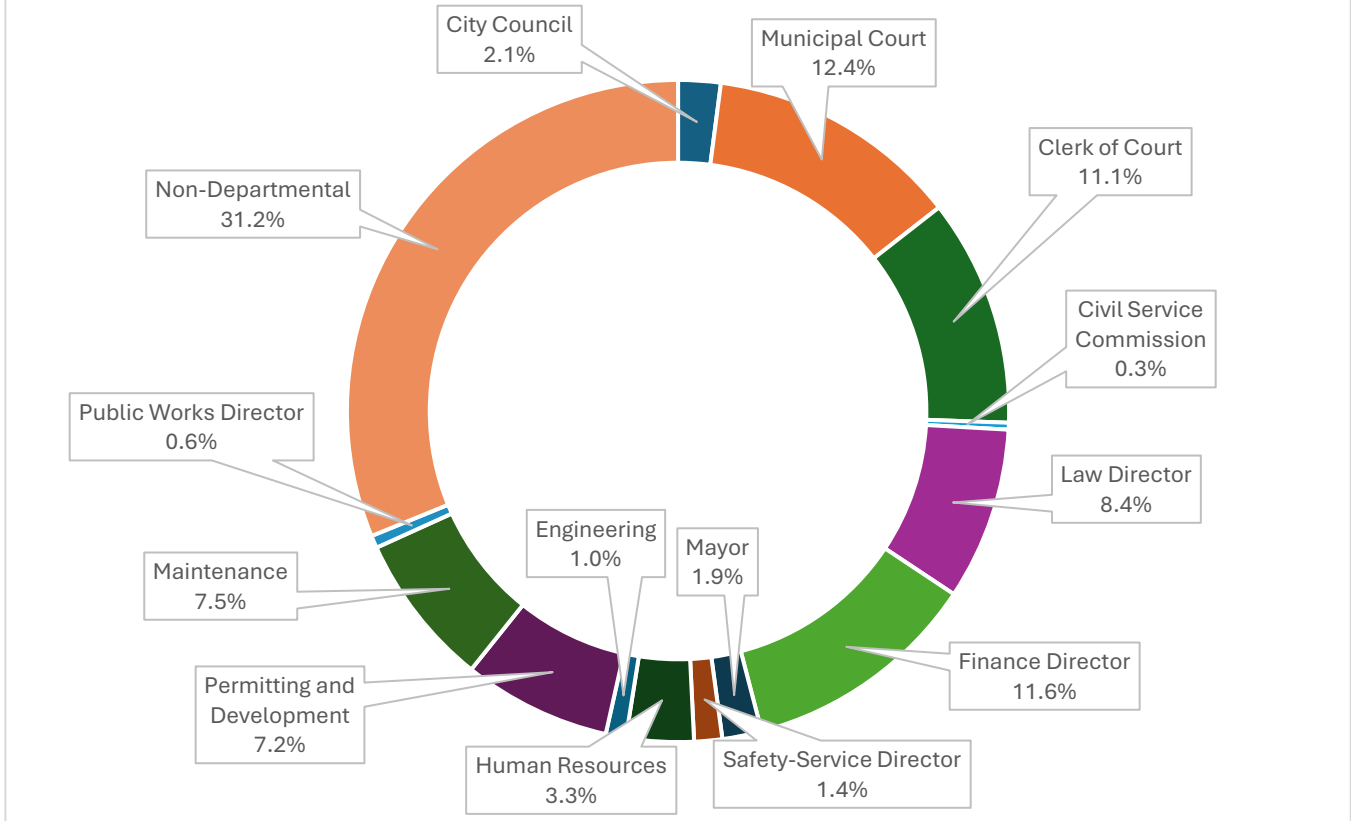
General Fund expenditures by department are shown below. Most expenses are non-departmental in nature and consist of prisoner housing fees, audit expenses, telephone charges, gas, electricity, and income tax refunds attributable to the General Fund’s share of municipal income tax collections.

Department	Expenditures
City Council	\$ 271,858
Municipal Court	\$ 1,624,856
Clerk of Court	\$ 1,457,886
Civil Service Commission	\$ 43,887
Law Director	\$ 1,106,432
Finance Director	\$ 1,523,213
Mayor	\$ 252,386
Safety-Service Director	\$ 179,384
Human Resources	\$ 432,447
Engineering	\$ 129,290
Permitting and Development	\$ 949,082
Maintenance	\$ 982,625
Public Works Director	\$ 80,097
Non-Departmental	\$ 4,089,012

General Fund expenditures disregarding Transfers Out to other funds ended the year at 88% of the budget and 1% over the previous year. With the inclusion of Transfers Out, the fund used 86% of the budget and was still 1% over the previous year. Departments are to be commended for their diligence in minimizing spending and for closing out purchase orders that were not going to be spent by the end of the year.



## FY2024 General Fund Expenditures by Department

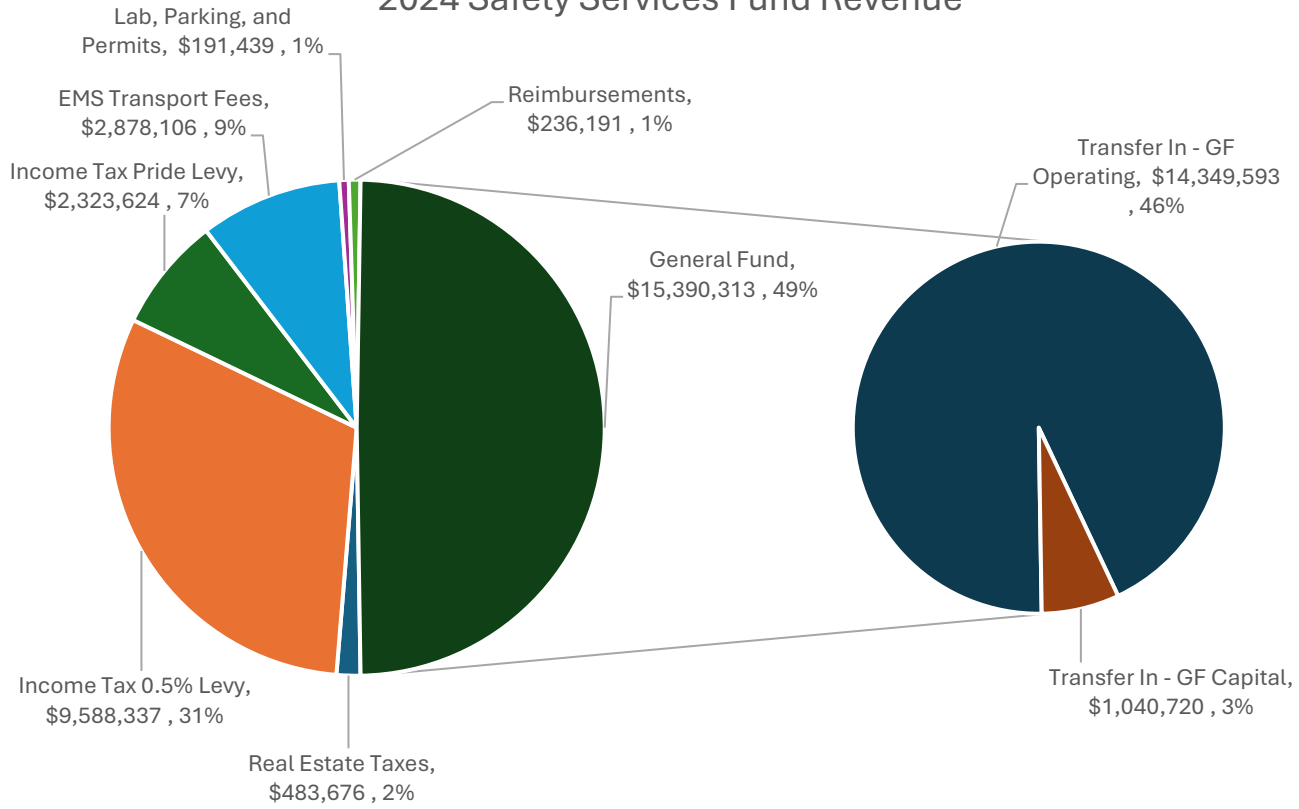


## Safety Services Fund

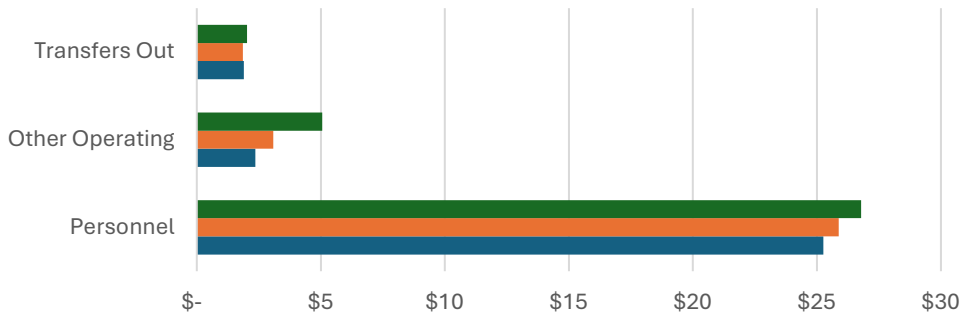
The main revenue for the Safety Services Fund is from local income tax collections. In addition to the 0.5% Safety Levy on municipal income taxes, the Safety Services Fund also receives a portion of the PRIDE Tax Levy. Although the EMS Transport Fees are becoming a significant contributor to revenue, the Safety Services Fund relies on the General Fund for half of their income.

A portion of the City's share of Real Estate taxes is allocated to the Safety Services Fund and that revenue was 10% higher than what was budgeted and 31% higher than 2023 levels. Income taxes were flat with last year and 5% higher than the budgeted amount. EMS transport fees were 98% of the estimated amount after the mid-year adjustment and were 23% higher than 2023 levels. For the General Fund transfers into the Safety Services Fund, the operating transfer was 84% of what was budgeted and 3% lower than 2023; however, the capital transfer was 100% of the budget and 50% higher than the previous year. Overall, the Safety Services Fund received 94% of their budget and 2% more than 2023.

### 2024 Safety Services Fund Revenue



### FY2024 Safety Services Fund Expenditures by Category (in Millions)



	Personnel	Other Operating	Transfers Out
■ Budget	\$26,787,715	\$5,059,705	\$2,026,241
■ 2024	\$25,884,968	\$3,079,981	\$1,853,746
■ 2023	\$25,261,922	\$2,366,566	\$1,896,023

Within the various categories, the Safety Services Fund spent 97% of the budget for personnel, 61% of the budget for other operating costs and 91% for transfers. Personnel costs increased 2% over last year and other operating costs increased 30% over 2023. Overall, the fund spent 91% of their budget and 4% more than last year.

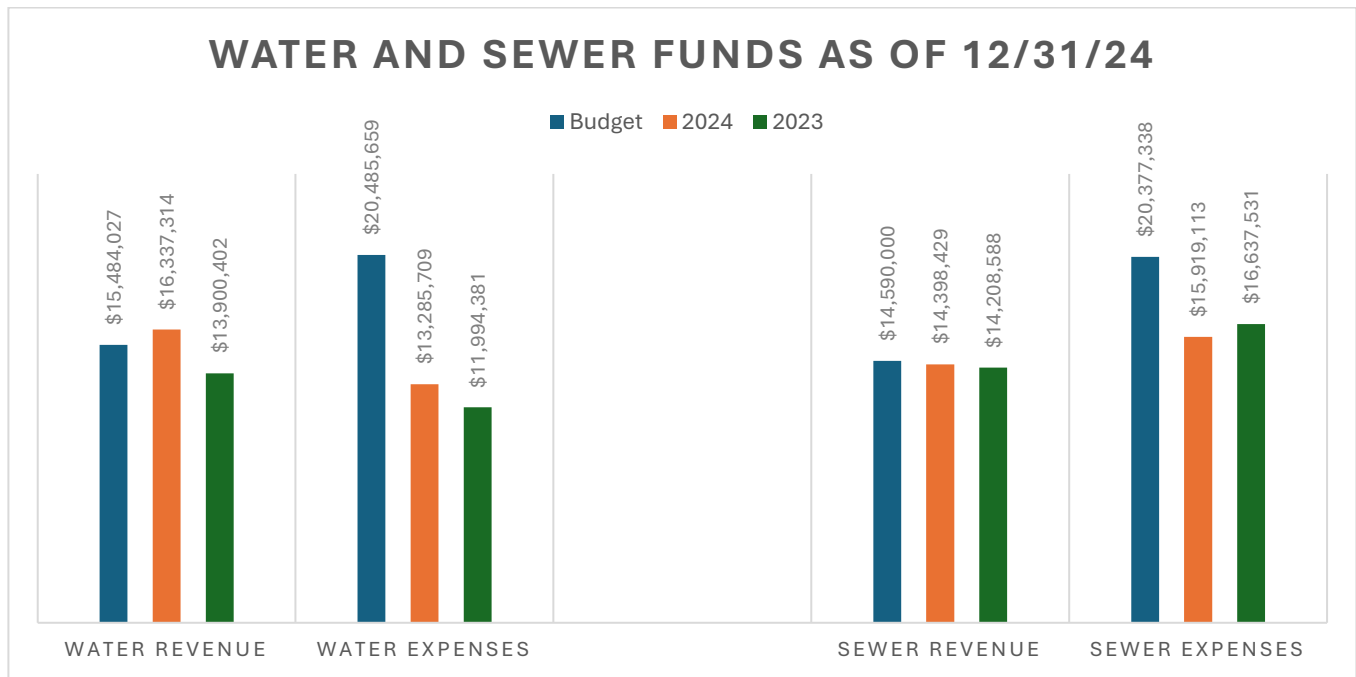
## Water and Sewer Funds

Revenue for the Water Fund ended the year at 106% of the estimate largely due to the increase in residential utility charges. This represents an 18% increase over 2023 revenue.

Expenditures in the Water Fund were only 65% of the budgeted amount because some large capital projects were not completed during 2024. Personnel costs were 88% spent, Other Operating costs were 59% spent, and capital was only 20% spent. Transfers Out were 95% spent by the end of the year. Overall Water expenses were 11% higher than last year, with Capital representing a 215% increase year over year. Personnel was up 6%, Other Operating Costs were down 1% and Transfers Out were up 11% over 2023.

Sewer Fund revenue was short of the estimate by 1% and has not been tracking increases on pace with the Water Fund. When compared to last year, the Sewer Fund revenue increased by 1%.

Expenses in the Sewer Fund ended at 78% of the budgeted amount and 4% lower than 2023 levels. Personnel costs were spent at 86% of the budget, Other Operating expenses at 63% of the budget and Capital was 78% spent by the end of the year. Transfers Out were 95% spent. All categories were lower compared to last year.



## Comparative Statements

The following section provides comparative statements for each of the levy-supported funds and the City's enterprise funds. These statements report activity using some GAAP reclassifications, whereas the previous graphs and statistics reflect cash-basis accounting.

Actual revenue and expenditures are compared to the amended budget, which is the final budget passed by City Council with all the adjustments that have been made to date. The activity through the end of 2024 is also compared to fiscal year 2023.

In the General Fund Comparative Statement, Transfers Out consists of financial support to other funds. Transfers In are included with Charges for Services in the Revenue section.

In the Comparative Statements for the remaining funds, Transfers Out consists of monies moved to the Separation Fund, Debt Service, and the Grant Fund to support those funds' obligations.

For all funds shown, any required transfers to the internal service funds, i.e., Information Technology, Repair Garage, Utility Collections, and Property and Liability Insurance Funds, have been reclassified as Contractual Services.

**City of Mansfield, Ohio**  
**General Fund Comparative Statement**  
**For the Quarter Ended December 31, 2024**

	Budget vs Actual				Q4 2024 vs Q4 2023		
	Budgeted Amounts				Q4 2023	Difference	% YoY
	Original	Q4 Amended	Q4 Actual	% Budget			
<b>Revenues:</b>							
Real Estate Taxes	\$ 1,597,000	\$ 1,597,000	\$ 2,145,876	134%	\$ 1,619,322	\$ 526,554	33%
Income Taxes	18,253,457	18,253,457	19,176,670	105%	19,128,591	48,079	0%
Charges for services	2,567,465	2,567,465	2,555,488	100%	2,740,776	(185,288)	-7%
Licenses, permits and fees	1,386,600	1,386,600	1,553,919	112%	1,646,528	(92,609)	-6%
Fines and forfeitures	991,250	991,250	1,110,821	112%	967,720	143,101	15%
Intergovernmental	2,652,673	2,652,673	2,713,292	102%	2,733,804	(20,512)	-1%
Special assessments	40,000	40,000	31,084	78%	27,119	3,965	15%
Investment income	779,000	779,000	1,700,986	218%	1,474,782	226,204	15%
Other	51,500	51,500	121,944	237%	14,745	(19,801)	-14%
<b>Total revenues</b>	<b>28,318,945</b>	<b>28,318,945</b>	<b>31,110,080</b>	<b>110%</b>	<b>30,480,387</b>	<b>629,693</b>	<b>2%</b>
<b>Expenditures:</b>							
Personal services	5,278,581	5,276,561	4,937,949	94%	4,834,023	103,926	2%
Employee benefits	2,795,948	2,801,178	2,672,429	95%	2,485,701	186,728	8%
Contractual services	5,203,121	5,769,966	4,673,321	81%	4,884,902	(211,581)	-4%
Supplies and materials	246,925	286,489	196,768	69%	153,751	43,017	28%
Utilities	169,100	213,918	152,870	71%	156,272	(3,402)	-2%
Capital outlay	238,050	282,882	202,061	71%	168,338	33,723	20%
Other charges	715,059	688,580	647,676	94%	674,997	(27,321)	-4%
<b>Total expenditures</b>	<b>14,646,784</b>	<b>15,319,574</b>	<b>13,483,074</b>	<b>88%</b>	<b>13,357,984</b>	<b>125,090</b>	<b>1%</b>
Excess of revenues over expenditures	13,672,161	12,999,371	17,627,006		17,122,403	504,603	3%
<b>Other financing uses:</b>							
Transfers out	(21,032,032)	(20,951,032)	(17,756,176)	85%	(17,427,592)	(328,584)	2%
Net change in fund balance	(7,359,871)	(7,951,661)	(129,170)		(305,189)	176,019	-58%
<b>Fund balance January 1</b>	<b>9,186,891</b>	<b>9,186,891</b>	<b>9,186,891</b>		<b>9,596,245</b>	<b>(409,354)</b>	<b>-4%</b>
<b>Prior year encumbrances/payables</b>	<b>(905,702)</b>	<b>(34,559)</b>	<b>-</b>		<b>-</b>	<b>-</b>	<b>0%</b>
<b>Current year encumbrances/payables</b>	<b>-</b>	<b>-</b>	<b>(893,970)</b>		<b>(905,702)</b>	<b>11,732</b>	<b>-1%</b>
<b>Changes in accounts receivable/payable</b>	<b>-</b>	<b>-</b>	<b>3,461</b>		<b>(104,165)</b>	<b>107,626</b>	<b>-103%</b>
<b>Fund balance December 31</b>	<b>\$ 921,318</b>	<b>\$ 1,200,671</b>	<b>\$ 8,167,212</b>		<b>\$ 8,281,189</b>	<b>\$ (113,977)</b>	<b>-1%</b>

**City of Mansfield, Ohio**  
**Safety Services Fund Comparative Statement**  
**For the Quarter Ended December 31, 2024**

	Budget vs Actual				Q4 2024 vs Q4 2023		
	Budgeted Amounts		Q4 Actual	% Budget	Q4 2023	Difference	% YoY
	Original	Q4 Amended					
<b>Revenues:</b>							
Real Estate Taxes	\$ 319,000	\$ 400,000	\$ 429,466	107%	\$ 324,082	\$ 105,384	33%
Income Taxes	11,340,408	11,450,408	11,911,961	104%	11,894,767	17,194	0%
Charges for services	2,240,000	2,990,000	2,906,730	97%	2,378,261	528,469	22%
Licenses, permits and fees	67,500	67,500	115,373	171%	96,454	18,919	20%
Fines and forfeitures	22,000	22,000	41,265	188%	36,650	4,615	13%
Intergovernmental	41,000	41,000	54,211	132%	43,746	10,465	24%
Other	143,000	184,322	236,191	128%	197,522	38,669	20%
<b>Total revenues</b>	<b>14,172,908</b>	<b>15,155,230</b>	<b>15,695,197</b>	<b>104%</b>	<b>14,971,482</b>	<b>723,715</b>	<b>5%</b>
<b>Expenditures:</b>							
Personal services	17,236,966	16,572,166	16,150,786	97%	15,819,649	331,137	2%
Employee benefits	10,142,629	10,215,549	9,734,182	95%	9,442,273	291,909	3%
Contractual services	2,111,481	2,218,165	1,530,037	69%	1,596,609	(66,572)	-4%
Supplies and materials	482,700	535,074	382,349	71%	420,259	(37,910)	-9%
Utilities	82,500	87,473	57,205	65%	62,401	(5,196)	-8%
Capital outlay	944,450	2,541,472	1,340,390	53%	561,143	779,247	139%
Other charges	281,489	281,689	278,305	99%	259,210	19,095	7%
Debt service	217,764	217,764	217,764	100%	216,260	1,504	1%
<b>Total expenditures</b>	<b>31,499,979</b>	<b>32,669,352</b>	<b>29,691,018</b>	<b>91%</b>	<b>28,377,804</b>	<b>1,313,214</b>	<b>5%</b>
Deficiency of revenues under expenditures	(17,327,071)	(17,514,122)	(13,995,821)		(13,406,322)	(589,499)	4%
<b>Other financing sources (uses):</b>							
Transfers in	18,147,516	18,066,516	15,396,490	85%	15,419,960	(23,470)	0%
Transfers out	(820,445)	(1,204,309)	(1,127,677)	94%	(1,146,707)	19,030	-2%
<b>Total other financing sources (uses)</b>	<b>17,327,071</b>	<b>16,862,207</b>	<b>14,268,813</b>	<b>85%</b>	<b>14,273,253</b>	<b>(4,440)</b>	<b>0%</b>
Net change in fund balance	-	(651,915)	272,992		866,931	(593,939)	-69%
<b>Fund balance January 1</b>	<b>1,504,857</b>	<b>1,504,857</b>	<b>1,504,857</b>		<b>636,509</b>	<b>868,348</b>	<b>136%</b>
<b>Prior year encumbrances/payables</b>	<b>(1,504,732)</b>	<b>(147,510)</b>	<b>-</b>		<b>-</b>	<b>-</b>	<b>0%</b>
<b>Current year encumbrances/payables</b>	<b>-</b>	<b>-</b>	<b>(1,795,960)</b>		<b>(1,504,732)</b>	<b>(291,228)</b>	<b>19%</b>
<b>Changes in accounts receivable/payable</b>	<b>-</b>	<b>-</b>	<b>18,236</b>		<b>1,417</b>	<b>16,819</b>	<b>1187%</b>
<b>Fund balance December 31</b>	<b>\$ 125</b>	<b>\$ 705,432</b>	<b>\$ 125</b>		<b>\$ 125</b>	<b>\$ -</b>	<b>0%</b>

**City of Mansfield, Ohio**  
**Parks & Recreation Fund Comparative Statement**  
**For the Quarter Ended December 31, 2024**

	Budget vs Actual				Q4 2024 vs Q4 2023		
	Budgeted Amounts		Q4 Actual	% Budget	Q4 2023	Difference	% YoY
	Original	Q4 Amended					
<b>Revenues:</b>							
Income Taxes	\$ 1,003,605	\$ 1,003,605	\$ 1,054,572	105%	\$ 1,051,877	\$ 2,695	0%
Charges for services	8,000	8,000	8,940	112%	9,020	(80)	-1%
Other	-	119,860	81,869	68%	41,219	40,650	99%
Total revenues	1,011,605	1,131,465	1,145,381	101%	1,102,116	43,265	4%
<b>Expenditures:</b>							
Personal services	375,313	376,463	375,275	100%	358,502	16,773	5%
Employee benefits	287,730	295,040	290,122	98%	258,315	31,807	12%
Contractual services	263,512	352,100	311,780	89%	174,283	137,497	79%
Supplies and materials	35,000	77,188	53,379	69%	17,569	35,810	204%
Utilities	28,000	35,134	22,966	65%	21,982	984	4%
Capital outlay	290,000	469,718	373,072	79%	159,168	213,904	134%
Other charges	29,911	29,911	29,759	99%	27,987	1,772	6%
Total expenditures	1,309,466	1,635,554	1,456,353	89%	1,017,806	438,547	43%
Excess (deficiency) of revenues over (under) expenditures	(297,861)	(504,089)	(310,972)		84,310	(395,282)	-469%
<b>Other financing sources (uses):</b>							
Transfers in	100,000	100,000	100,000	100%	-	100,000	0%
Transfers out	(7,505)	(7,505)	(7,505)	100%	(13,072)	5,567	-43%
Total other financing sources (uses)	92,495	92,495	92,495	100%	(13,072)	105,567	-808%
Net change in fund balance	(205,366)	(411,594)	(218,477)		71,238	(289,715)	-407%
<b>Fund balance January 1</b>	613,975	613,975	613,975		542,456	71,519	13%
<b>Prior year encumbrances/payables</b>	(291,199)	(2,450)	-		-	-	0%
<b>Current year encumbrances/payables</b>	-	-	(106,882)		(291,199)	184,317	-63%
<b>Changes in accounts receivable/payable</b>	-	-	(7)		282	(289)	-102%
<b>Fund balance December 31</b>	<b>\$ 117,410</b>	<b>\$ 199,931</b>	<b>\$ 288,609</b>		<b>\$ 322,777</b>	<b>\$ (34,168)</b>	<b>-11%</b>

**City of Mansfield, Ohio**  
**Street Lighting Fund Comparative Statement**  
**For the Quarter Ended December 31, 2024**

	Budget vs Actual				Q4 2024 vs Q4 2023		
	Budgeted Amounts		Q4 Actual	% Budget	Q4 2023	Difference	% YoY
	Original	Q4 Amended					
<b>Revenues:</b>							
Income Taxes	\$ 364,945	\$ 364,945	\$ 383,480	105%	\$ 382,961	\$ 519	0%
Other	-	-	8,614	0%	4,391	4,223	96%
Total revenues	364,945	364,945	392,094	107%	387,352	4,742	1%
<b>Expenditures:</b>							
Contractual services	15,000	12,628	628	5%	9,180	(8,552)	-93%
Utilities	550,000	601,422	571,576	95%	553,328	18,248	3%
Capital outlay	3,000	-	-	0%	-	-	0%
Other charges	10,768	10,768	10,639	99%	10,049	590	6%
Total expenditures	578,768	624,818	582,843	93%	572,557	10,286	2%
Deficiency of revenues under expenditures	(213,823)	(259,873)	(190,749)		(185,205)	(5,544)	3%
<b>Other financing sources:</b>							
Transfers in	213,823	213,823	181,206	85%	165,593	15,613	9%
Net change in fund balance	-	(46,050)	(9,543)		(19,612)	10,069	-51%
<b>Fund balance January 1</b>	51,310	51,310	51,310		70,923	(19,613)	-28%
<b>Prior year encumbrances/payables</b>	(51,310)	-	-		-	-	0%
<b>Current year encumbrances/payables</b>	-	-	(41,767)		(51,311)	9,544	-19%
<b>Fund balance December 31</b>	\$ -	\$ 5,260	\$ -		\$ -	\$ -	0%



**City of Mansfield, Ohio**  
**Demolition Fund Comparative Statement**  
**For the Quarter Ended December 31, 2024**

	Budget vs Actual				Q4 2024 vs Q4 2023		
	Budgeted Amounts		Q4 Actual	% Budget	Q4 2023	Difference	% YoY
	Original	Q4 Amended					
<b>Revenues:</b>							
Income Taxes	\$ 912,375	\$ 912,375	\$ 958,702	105%	\$ 956,295	\$ 2,407	0%
Other	-	-	-	0%	14,492	(14,492)	-100%
Total revenues	912,375	912,375	958,702	105%	970,787	(12,085)	-1%
<b>Expenditures:</b>							
Personal services	60,000	60,000	42,795	71%	32,548	10,247	31%
Employee benefits	40,179	40,179	29,400	73%	22,368	7,032	31%
Contractual services	1,477,500	2,054,490	1,603,079	78%	381,912	1,221,167	320%
Supplies and materials	2,000	2,000	213	11%	-	213	0%
Other charges	26,919	26,919	26,600	99%	25,125	1,475	6%
Total expenditures	1,606,598	2,183,588	1,702,087	78%	461,953	1,240,134	268%
Net change in fund balance	(694,223)	(1,271,213)	(743,385)		508,834	(1,252,219)	-246%
<b>Fund balance January 1</b>	2,259,702	2,259,702	2,259,702		1,750,983	508,719	29%
<b>Prior year encumbrances/payables</b>	(371,056)	-	-		-	-	0%
<b>Current year encumbrances/payables</b>	-	-	(203,298)		(371,056)	167,758	-45%
<b>Changes in accounts receivable/payable</b>	-	-	-		(115)	115	-100%
<b>Fund balance December 31</b>	<b>\$ 1,194,423</b>	<b>\$ 988,489</b>	<b>\$ 1,313,019</b>		<b>\$ 1,888,646</b>	<b>\$ (575,627)</b>	<b>-30%</b>

**City of Mansfield, Ohio**  
**Water Fund Comparative Statement**  
**For the Quarter Ended December 31, 2024**

	Budget vs Actual				Q4 2024 vs Q4 2023		
	Budgeted Amounts		Q4 Actual	% Budget	Q4 2023	Difference	% YoY
	Original	Q4 Amended					
<b>Revenues:</b>							
Charges for services	\$ 15,484,027	\$ 15,484,027	\$ 16,334,382	105%	\$ 13,842,736	\$ 2,491,646	18%
Intergovernmental	-	-	-	0%	37,500	(37,500)	-100%
Other	-	-	2,932	0%	20,166	(17,234)	-85%
Total revenues	15,484,027	15,484,027	16,337,314	106%	13,900,402	2,436,912	18%
<b>Expenses:</b>							
Personal services	2,930,890	2,930,890	2,552,911	87%	2,520,691	32,220	1%
Employee benefits	1,742,341	1,742,341	1,540,699	88%	1,358,845	181,854	13%
Contractual services	4,687,890	5,379,807	3,641,767	68%	3,241,810	399,957	12%
Supplies and materials	2,103,320	2,388,389	1,670,266	70%	1,690,034	(19,768)	-1%
Utilities	591,500	722,548	581,237	80%	534,651	46,586	9%
Capital outlay	4,606,680	4,947,241	967,325	20%	307,486	659,839	215%
Other charges	64,000	73,139	30,201	41%	14,584	15,617	107%
Debt service	2,247,568	2,252,568	2,252,567	100%	2,241,709	10,858	0%
Total expenses	18,974,189	20,436,923	13,236,973	65%	11,909,810	1,327,163	11%
Excess (deficiency) of revenues over (under)	(3,490,162)	(4,952,896)	3,100,341		1,990,592	1,109,749	56%
<b>Other financing uses:</b>							
Transfers out	(48,736)	(48,736)	(48,736)	100%	(84,570)	35,834	-42%
Net change in fund equity	(3,538,898)	(5,001,632)	3,051,605		1,906,022	1,145,583	60%
<b>Fund equity January 1</b>	5,963,204	5,963,204	5,963,204		3,889,590	2,073,614	53%
<b>Prior year encumbrances/payables</b>	(1,470,918)	(15,659)	-		-	-	0%
<b>Current year encumbrances/payables</b>	-	-	(5,174,014)		(1,470,918)	(3,703,096)	252%
<b>Changes in accounts receivable/payable</b>	-	-	(20,255)		167,592	(187,847)	-112%
<b>Fund balance December 31</b>	\$ 953,388	\$ 945,913	\$ 3,820,540		\$ 4,492,286	\$ (671,746)	-15%

**City of Mansfield, Ohio**  
**Sewer Fund Comparative Statement**  
**For the Quarter Ended December 31, 2024**

	Budget vs Actual				Q4 2024 vs Q4 2023		
	Budgeted Amounts		Q4 Actual	% Budget	Q4 2023	Difference	% YoY
	Original	Q4 Amended					
<b>Revenues:</b>							
Charges for services	\$ 14,590,000	\$ 14,590,000	\$ 14,397,986	99%	\$ 14,192,451	\$ 205,535	1%
Other	-	-	443	0%	16,137	(15,694)	-97%
Total revenues	14,590,000	14,590,000	14,398,429	99%	14,208,588	189,841	1%
<b>Expenses:</b>							
Personal services	2,787,673	2,787,673	2,348,949	84%	2,392,746	(43,797)	-2%
Employee benefits	1,640,981	1,640,981	1,479,409	90%	1,343,390	136,019	10%
Contractual services	5,506,578	7,269,501	5,070,764	70%	5,792,638	(721,874)	-12%
Supplies and materials	1,125,600	1,247,285	948,322	76%	832,082	116,240	14%
Utilities	795,000	903,769	597,448	66%	575,386	22,062	4%
Capital outlay	2,850,000	4,577,547	3,549,858	78%	3,776,311	(226,453)	-6%
Other charges	47,900	56,740	30,525	54%	2,616	27,909	1067%
Debt service	1,849,181	1,849,181	1,849,178	100%	1,847,595	1,583	0%
Total expenses	16,602,913	20,332,677	15,874,453	78%	16,562,764	(688,311)	-4%
Deficiency of revenues under expenses	(2,012,913)	(5,742,677)	(1,476,024)		(2,354,176)	878,152	-37%
<b>Other financing uses:</b>							
Transfers out	(44,660)	(44,660)	(44,660)	100%	(74,767)	30,107	-40%
Net change in fund equity	(2,057,573)	(5,787,337)	(1,520,684)		(2,428,943)	908,259	-37%
<b>Fund equity January 1</b>	6,707,290	6,707,290	6,707,290		9,111,502	(2,404,212)	-26%
<b>Prior year encumbrances/ payables</b>	(4,463,337)	(11,648)	-		-	-	0%
<b>Current year encumbrances/ payables</b>	-	-	(2,013,579)		(4,463,337)	2,449,758	-55%
<b>Changes in accounts receivable/ payable</b>	-	-	(6,347)		24,731	(31,078)	-126%
<b>Fund balance December 31</b>	\$ 186,380	\$ 908,305	\$ 3,166,680		\$ 2,243,953	\$ 922,727	41%

**City of Mansfield, Ohio**  
**Airport Fund Comparative Statement**  
**For the Quarter Ended December 31, 2024**

	Budget vs Actual				Q4 2024 vs Q4 2023		
	Budgeted Amounts		Q4 Actual	% Budget	Q4 2023	Difference	% YoY
	Original	Q4 Amended					
<b>Revenues:</b>							
Charges for services	\$ 232,354	\$ 232,354	\$ 155,468	67%	\$ 174,735	\$ (19,267)	-11%
Other	-	-	270	0%	-	270	0%
Total revenues	232,354	232,354	155,738	67%	174,735	(18,997)	-11%
<b>Expenses:</b>							
Personal services	304,856	301,856	286,002	95%	267,071	18,931	7%
Employee benefits	186,221	189,221	188,410	100%	174,628	13,782	8%
Contractual services	528,334	535,315	361,112	67%	255,180	105,932	42%
Supplies and materials	168,450	164,164	72,833	44%	64,430	8,403	13%
Utilities	44,000	46,112	35,958	78%	42,616	(6,658)	-16%
Capital outlay	15,000	217,445	215,560	99%	267,975	(52,415)	-20%
Other charges	5,000	5,000	2,569	51%	4,919	(2,350)	-48%
Debt service	127,989	127,989	127,988	100%	127,988	-	0%
Total expenses	1,379,850	1,587,102	1,290,432	81%	1,204,807	85,625	7%
Deficiency of revenues under expenses	(1,147,496)	(1,354,748)	(1,134,694)		(1,030,072)	(104,622)	10%
<b>Other financing sources (uses):</b>							
Sale of Assets	-	-	69,970	0%	89,583	(19,613)	-22%
Transfers in	1,149,994	1,149,994	924,082	80%	892,982	31,100	3%
Transfers out	(2,498)	(20,548)	(20,548)	100%	(9,421)	(11,127)	118%
Total other financing sources (uses)	1,147,496	1,129,446	973,504	86%	973,144	360	0%
Net change in fund equity	-	(225,302)	(161,190)		(56,928)	(104,262)	183%
<b>Fund equity January 1</b>	318,261	318,261	318,261		269,982	48,279	18%
<b>Prior year encumbrances/payables</b>	(318,211)	(2,190)	-		-	-	0%
<b>Current year encumbrances/payables</b>	-	-	(95,992)		(318,211)	222,219	-70%
<b>Changes in accounts receivable/payable</b>	-	-	(61,029)		105,207	(166,236)	-158%
<b>Fund balance December 31</b>	\$ 50	\$ 90,769	\$ 50		\$ 50	\$ -	0%

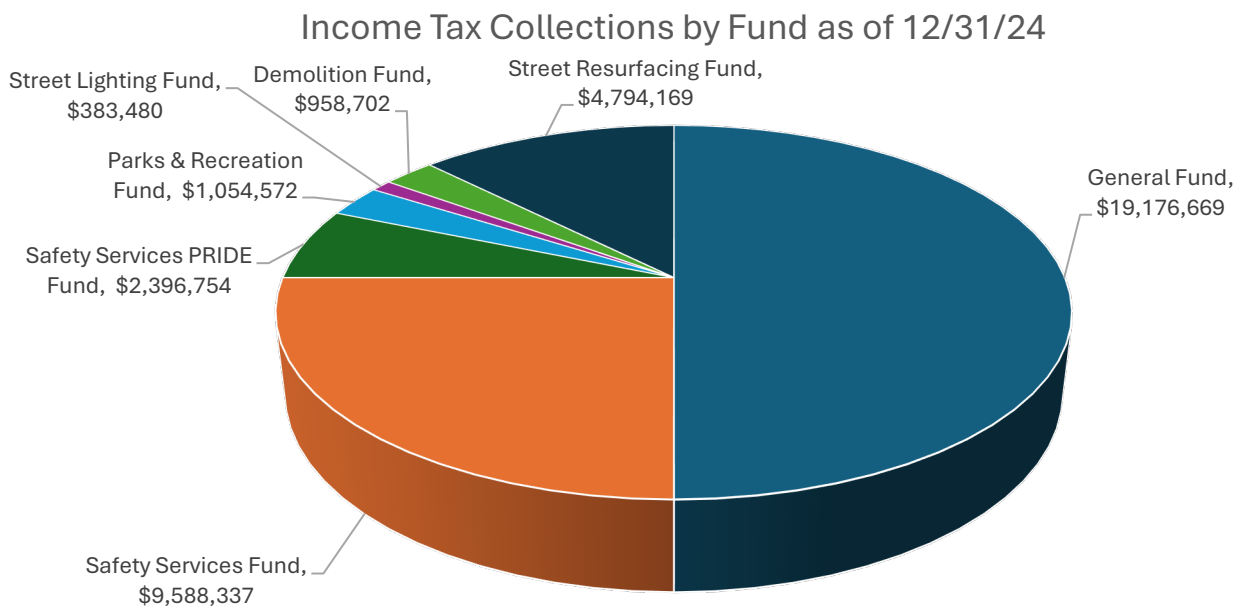
## Income Tax Revenues

The City levies an income tax of 2.00% on all earned income arising from employment, residency, or business activities inside the City. The first 1.00% of income tax revenues is a permanent levy deposited in the General Fund. An additional 0.25% Street Resurfacing levy is deposited in the Street Resurfacing Fund and is scheduled to expire on June 30, 2025. An additional 0.50% Safety levy is deposited in the Safety Services Fund and is scheduled to expire on December 31, 2027. Finally, an additional 0.25% PRIDE (Parks and Recreation, Illumination, Demolition, and Emergency Services) levy is deposited in following funds: Parks and Recreation (22% of the tax), Street Lighting (8% of the tax), Demolitions (20% of the tax), and Safety Services (50% of the tax). The PRIDE levy is scheduled to expire on December 31, 2025.

A review of estimated revenue versus actual taxes collected shows that we received 105% of the estimated budget. This estimation was based upon the actual receipts for the previous three years (2021-2023).

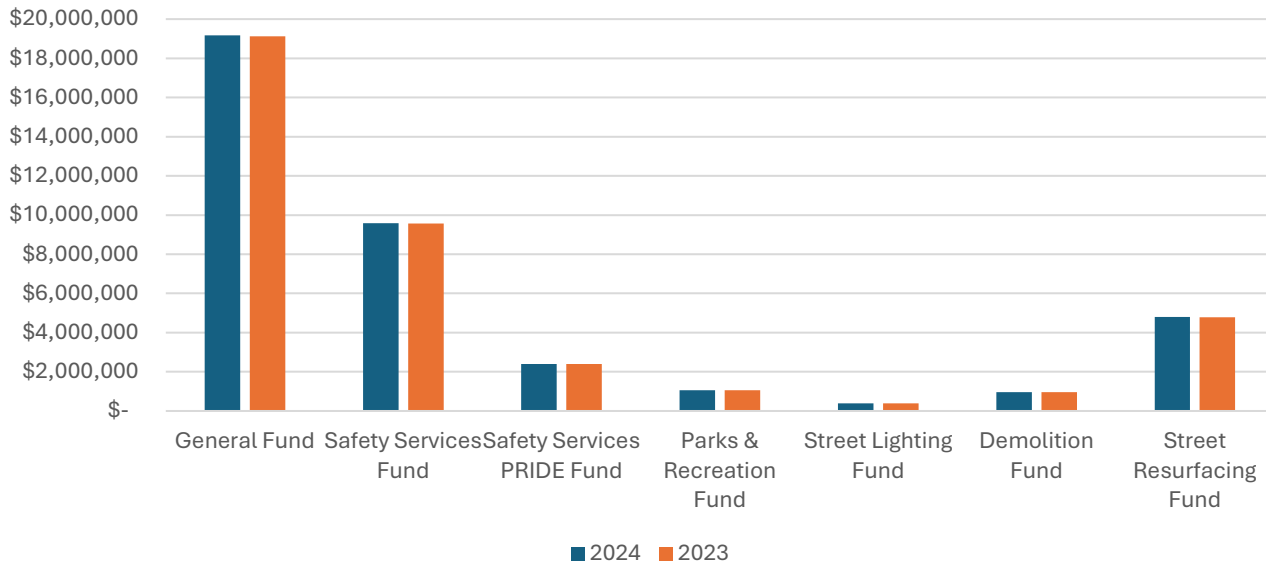
<u>Fund</u>	<u>2024 Estimated Income Tax Revenue</u>	<u>Income Tax Collections (as of 12.31.2024)</u>	<u>Percentage Received</u>
General Fund	\$ 18,253,457	\$ 19,176,669	105%
Safety Services Fund	\$ 9,126,784	\$ 9,588,337	105%
Safety Services PRIDE Fund	\$ 2,390,922	\$ 2,396,754	100%
Parks & Recreation Fund	\$ 1,003,605	\$ 1,054,572	105%
Street Lighting Fund	\$ 364,945	\$ 383,480	105%
Demolition Fund	\$ 912,375	\$ 958,702	105%
Street Resurfacing Fund	\$ 4,563,339	\$ 4,794,169	105%
<b>TOTAL</b>	<b>\$ 36,615,427</b>	<b>\$ 38,352,683</b>	<b>105%</b>

At the end of 2024, the City collected \$38,352,683 in municipal income tax. The breakdown by Fund is below.



When compared to 2023, Income Tax Collections were essentially flat. The slight increase of \$96,000 over the year represents 0.25% growth over the previous year.

### Income Tax Revenue Comparison, FY2024 v. FY2023

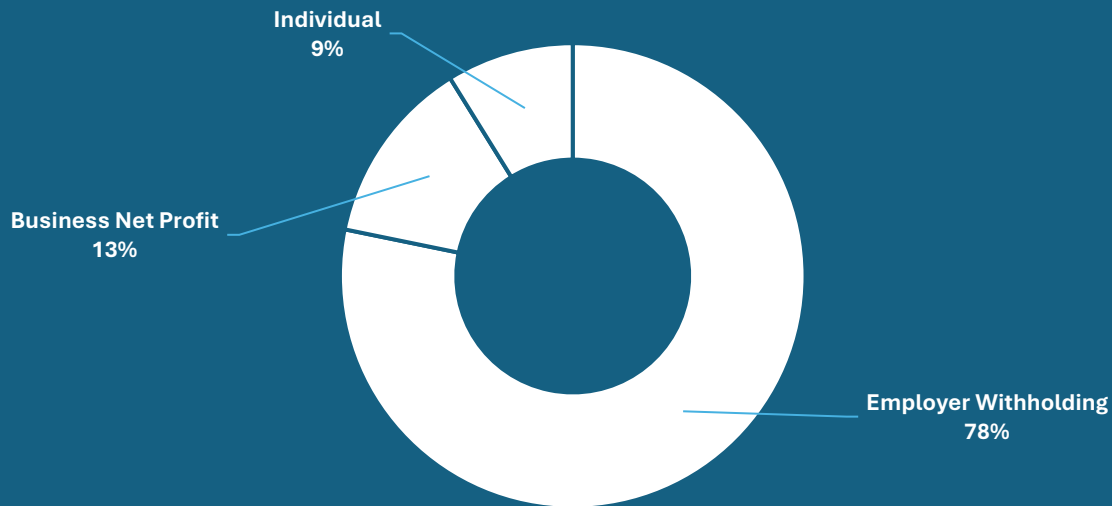


### Income Tax Revenue Comparison by Fund for 2024/2023

Fund	2024 Collections (as of 12.31.2024)	2023 Collections (as of 12.31.2023)	Increase/(Decrease)
General Fund	\$ 19,176,669	\$ 19,128,591	\$ 48,078
Safety Services Fund	\$ 9,588,337	\$ 9,564,298	\$ 24,039
Safety Services PRIDE Fund	\$ 2,396,754	\$ 2,390,732	\$ 6,022
Parks & Recreation Fund	\$ 1,054,572	\$ 1,051,877	\$ 2,695
Street Lighting Fund	\$ 383,480	\$ 382,961	\$ 519
Demolition Fund	\$ 958,702	\$ 956,295	\$ 2,406
Street Resurfacing Fund	\$ 4,794,169	\$ 4,782,150	\$ 12,019
<b>TOTAL</b>	<b>\$ 38,352,683</b>	<b>\$ 38,256,904</b>	<b>\$ 95,779</b>

The numbers above represent gross collections. Income Tax Refunds are reported as expenses within the relevant funds. Total refunds for 2024 were \$1,063,982. This represents a 6% increase over 2023.

## INCOME TAX COLLECTIONS BY TYPE AS OF 12/31/24



### Income Tax Revenue Comparison by Type for FY2024 v. FY2023

	Collections (as of 12.31.2024)	Collections (as of 12.31.2023)	Increase/(Decrease)
Employer Withholding	\$ 29,996,957	\$ 28,940,889	\$ 1,056,068
Business Net Profit	\$ 4,968,338	\$ 5,960,592	\$ (992,254)
Individual	\$ 3,387,388	\$ 3,355,424	\$ 31,965
<b>TOTAL</b>	<b>\$ 38,352,683</b>	<b>\$ 38,256,904</b>	<b>\$ 95,779</b>

Employee withholding is the largest deposit of income taxes for the City and increased 4% over 2023. Business Net Profit is the next highest and because of the state’s mandated changes to business taxation at the municipal level, that segment was down 17% when compared to last year. The final category is Individual income tax collections and those were up 1% over 2023. Given what we’ve seen throughout 2024 with regard to business net profit taxes, we can expect that number to decline further in future years.

## Investment Analysis

The City consolidates monies in order to invest idle funds while balancing cash flow needs. We maintain an account at Park National Bank for our immediate needs and invest the remaining funds according to the Investment Policy and under the advice of Meeder Public Funds investment advisors.

The chart below demonstrates the investments held as of December 31, 2024.

<b>Consolidated Investment Portfolio</b>	
Park National Bank PFX	\$ 1,816,507
Debt Service ICS	\$ -
American Rescue ICS	\$ -
MPD Training Facility Bond	\$ -
Subtotal Park National Accounts	\$ 1,816,507
STAR Ohio - Water	\$ 6,629,873
STAR Ohio - General	\$ 3,614,942
Meeder - General	\$ 50,282,342
Meeder - Water Bonds	\$ 2,322,112
Subtotal Other Investments	\$ 62,849,270
<b>Grand Total</b>	<b>\$ 64,665,777</b>

As the Federal Funds Rate declined during 2024, we witnessed the STAR Ohio rates in a steady decline as well; however, we were able to create another account with STAR which we utilize for idle funds from Utility Collections. By moving funds several times a month, we have been able to realize increased investment income that the City had not taken advantage of in the past.

Our funds invested with Meeder Public Funds are performing well in this environment. We continue to push maturities out to take advantage of the current rates as they continue to price in anticipated further reductions by the Fed later this year. As the Water Bond funds are spent on the remainder of the Water Treatment Plant upgrade, we will see that account from Meeder disappear. Therefore, we are expecting lower interest revenue for 2025 than we had for 2024.

The next two pages show the snapshot of our investments with Meeder Public Funds for the General Account and the Water Bond Account as of December 31, 2024.



## Current Portfolio

City of Mansfield General portfolio as of 12/31/2024

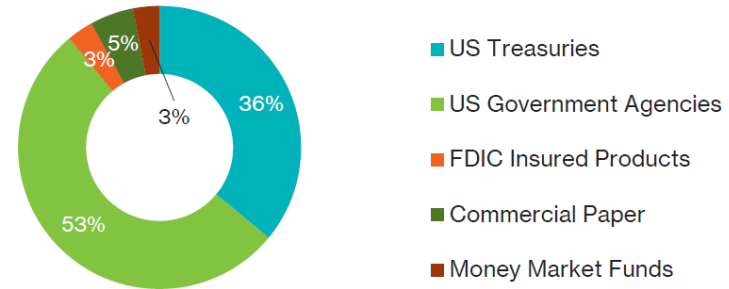
### Your Portfolio

Securities \$50,282,342

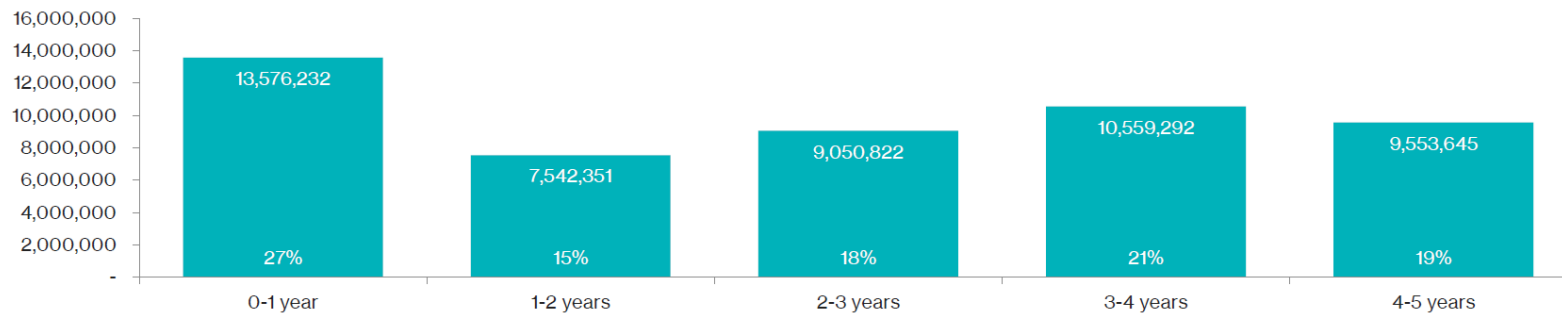
### Your Securities

Weighted Average Maturity 2.37 years  
 Weighted Average Yield 3.45%  
 Estimated Annual Income \$1,734,741

### Your Asset Allocation



### Your Maturity Distribution



YIELD AND INTEREST INCOME INFORMATION IS ANNUALIZED. ALL YIELD INFORMATION IS SHOWN GROSS OF ANY ADVISORY AND CUSTODY FEES AND IS BASED ON YIELD TO MATURITY AT COST. PAST PERFORMANCE IS NOT A GUARANTEE OF FUTURE RESULTS.

## Current Portfolio

City of Mansfield Water Bonds portfolio as of 12/31/2024

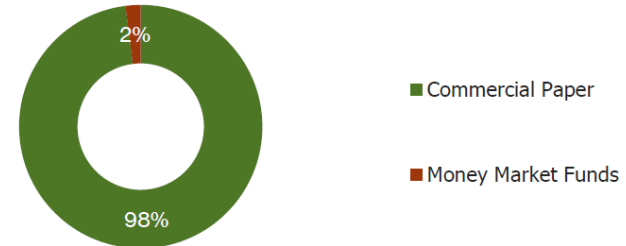
### Your Portfolio

Securities \$2,322,112

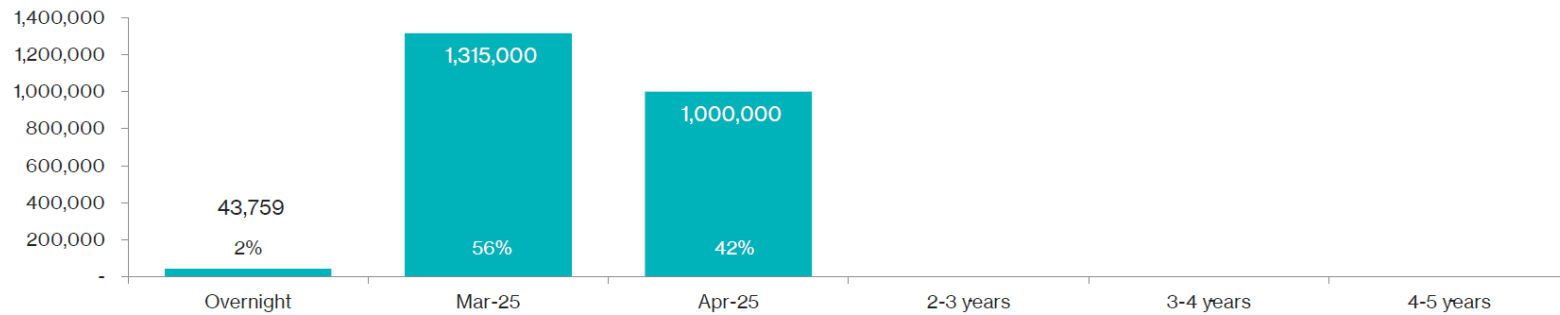
### Your Securities

Weighted Average Maturity 0.22 years  
 Weighted Average Yield 4.63%

### Your Asset Allocation



### Your Maturity Distribution



YIELD AND INTEREST INCOME INFORMATION IS ANNUALIZED. ALL YIELD INFORMATION IS SHOWN GROSS OF ANY ADVISORY AND CUSTODY FEES AND IS BASED ON YIELD TO MATURITY AT COST. PAST PERFORMANCE IS NOT A GUARANTEE OF FUTURE RESULTS.

## American Rescue Plan Act Update

In the second half of 2024, the administration and City Council finalized the projects selected for the remainder of the funds awarded to the City under the American Rescue Plan Act. They include 15 projects: three from Revenue Replacement funds and 12 from regular ARPA funds. Notable projects include a grant of \$500,000 to Wayfinders Ohio to assist in the renovation and relocation of Richland County's only emergency homeless shelter; many exciting and overdue upgrades to various City parks; partial funding to upgrade the City's financial reporting system, including Finance, Human Resources and Payroll, and Utility Collections; and assistance in purchasing a mobile command unit for the Police Department that will serve many functions not only for Mansfield, but may also be available to assist surrounding jurisdictions.

The updated ARPA Report follows on the next two pages. We will continue to provide updates as projects are completed.

**City of Mansfield, Ohio**

**American Rescue Plan Act of 2021**

**Project Status Report**

(As of December 31, 2024)

<b>Project Name</b>	<b>Project Amount</b>	<b>Project Expenditures</b>	<b>Project Encumbrances</b>	<b>Remaining Balance</b>
<b><u>Regular ARPA Funds</u></b>				
Police Radio Replacement	\$ 642,524.69	\$ (642,524.69)	\$ -	\$ -
Fire Station COVID Upgrades	250,906.99	(250,906.99)	-	-
Small Business Assistance	295,000.00	(295,000.00)	-	-
Catholic Charity	60,000.00	(60,000.00)	-	-
3rd Street Sewer	1,048,271.00	(1,048,271.00)	-	-
4th Street Sewer	893,765.52	(893,765.52)	-	-
Municipal Court Radio Upgrades	16,705.84	(16,705.84)	-	-
Fire Station - HVAC	13,337.15	(13,337.15)	-	-
Police Training Facility - HVAC	30,000.00	(30,000.00)	-	-
Police Training Facility - Furniture	28,764.73	(28,764.73)	-	-
Engineering - Chairs	4,358.40	(4,358.40)	-	-
Engineering - Remote Video Equipment	3,800.00	(3,800.00)	-	-
Airport - HVAC	460,000.00	(460,000.00)	-	-
Police Retention Payment	461,500.00	(461,500.00)	-	-
Dispatch Retention Payment	27,500.00	(27,500.00)	-	-
Rescue Squad Replacement	264,092.80	-	(264,092.80)	-
Clearfork Dam	1,000,000.00	(1,000,000.00)	-	-
Catholic Charity	100,000.00	(100,000.00)	-	-
Police Radio Equipment	22,981.00	(22,981.00)	-	-
Dispatch (Next Gen PSCC System)	333,386.39	(333,386.39)	-	-
Fire Premium Pay	580,500.00	(580,500.00)	-	-
Human Resources - Chairs	2,232.00	(2,232.00)	-	-
Catholic Charity	50,000.00	(50,000.00)	-	-
Police & Fire Central Square Software	80,000.00	(80,000.00)	-	-
City Building HVAC System Renovation	400,000.00	(400,000.00)	-	-
AFSCME Premium Pay	600,000.00	(600,000.00)	-	-

<b>Project Name</b>	<b>Project Amount</b>	<b>Project Expenditures</b>	<b>Project Encumbrances</b>	<b>Remaining Balance</b>
Small Business Assistance (PAE Demo)	250,000.00	(250,000.00)		-
West End Target Area Design	200,000.00	(38,595.28)	(161,404.72)	-
Liberty and S Park Sandstone Restorations	119,010.00	-	(119,010.00)	-
Various Park Projects	334,831.73	(82,943.35)	(251,888.38)	-
Middle Park Bridge	243,057.03	(14,638.94)	(228,418.09)	-
Industrial Waterline Loop & Sanitary System	750,000.00	-	(750,000.00)	-
Sidewalk Projects (King St. & Johns Park)	385,315.10	-	(385,315.10)	-
Tornado Sirens	142,314.51	-	(142,314.51)	-
Wayfinders	500,000.00	-	(500,000.00)	-
Lighting for Multi-use Path Tunnel	53,212.00	-	(53,212.00)	-
Public Safety Control Tower	17,300.00	-	(17,300.00)	-
Walking Path Connectors	191,926.00	-	(191,926.00)	-
King St Park Playground	73,074.00	-	(73,074.00)	-
MPD Mobile Command Post	65,735.12	-	(65,735.12)	-
<b>Subtotal Regular ARPA Funds</b>	<b>\$ 10,995,402.00</b>	<b>\$ (7,791,711.28)</b>	<b>\$ (3,203,690.72)</b>	<b>\$ -</b>
<b><u>Revenue Replacement Funds</u></b>				
MPD Mobile Security Unit (3 yr lease)	\$ 70,200.00	\$ (70,200.00)	\$ -	\$ -
Airport Taxiway/Taxilane Drawings	7,735.00	(7,735.00)	-	-
Five (5) Police Cruisers (22 Dodge Chargers)	317,225.42	(317,225.42)	-	-
Installation of Six (6) New Servers	352,092.72	(352,092.72)	-	-
Four (4) LIFEPAK 15 V4 Defibrillators	77,098.52	(77,098.52)	-	-
Three (3) Police Cruisers (22 Ford Explorers)	230,131.82	(230,131.82)	-	-
Four (4) Desktop Computers - IT	9,629.92	(9,629.92)	-	-
One (1) Microsoft Surface Laptop - HR	1,986.54	(1,986.54)	-	-
Police Locker Room Improvements	93,971.10	(93,971.10)	-	-
City Vehicles (Street Dept Plow Trucks)	366,268.62	(366,268.62)	-	-
City Vehicles (Other Departments)	31,555.00	(31,555.00)	-	-
MPD Training Facility (Additional Costs)	94,000.00	(94,000.00)	-	-
Four (4) Unmarked Detective Vehicles	97,380.00	(97,380.00)	-	-

<b>Project Name</b>	<b>Project Amount</b>	<b>Project Expenditures</b>	<b>Project Encumbrances</b>	<b>Remaining Balance</b>
City Bldg Renovation (Inc Foundation)	4,293,309.80	(1,541,166.98)	(2,752,142.82)	-
Underground Conduit for Parking Lot Lights	63,728.00	(63,728.00)	-	-
Storage Area Network (SAN) Unit - IT	34,458.71	(34,458.71)	-	-
Police Compound Lift Gate	38,537.00	(38,537.00)	-	-
Rebranding City with County and Chamber	113,000.00	(36,200.00)	(76,800.00)	-
Westinghouse Demo	500,000.00	(500,000.00)	-	-
Westinghouse Arch	40,000.00	-	(40,000.00)	-
Downtown Mansfield/Destination Mansfield	100,000.00	(100,000.00)	-	-
North End Career Fair	20,000.00	(20,000.00)	-	-
Bike Path Extension - Trimble Road	500,000.00	(191,238.60)	(308,761.40)	-
Backup Storage Appliance - IT	92,044.47	(92,044.47)	-	-
Website Redesign, w/Countywide Branding	5,536.50	(5,536.50)	-	-
FAA Windcone Project Grant Match	37,800.00	(37,800.00)	-	-
Walking Path Tunnel Under Trimble Road	250,000.00	(67,942.82)	(182,057.18)	-
Non-Bargaining ARPA Pay	470,000.00	(470,000.00)	-	-
Utility Collections Door, Glass and Materials	48,298.00	(48,298.00)	-	-
Four (4) Police Cruisers (23 Dodge Durangos)	68,761.36	(68,761.36)	-	-
Airport Security Gate	47,090.17	(47,090.17)	-	-
Sterkel Park	389,835.73	(373,415.73)	(16,420.00)	-
Traffic Signal Preemption	387,000.00	(387,000.00)	-	-
Police Bearcat	96,269.50	-	(96,269.50)	-
Permitting & Development Software	80,000.00	(80,000.00)	-	-
Clearfork Dump Trailer	48,000.00	(48,000.00)	-	-
Water Department Tractor and Mower Deck	42,000.00	(42,000.00)	-	-
Electrification Analysis	25,000.00	(12,500.00)	(12,500.00)	-
250,000.00	-	-	-	-
MPD Mobile Command Unit	210,056.10	-	(210,056.10)	-
<b>Subtotal Revenue Replacement Funds</b>	<b>\$ 10,000,000.00</b>	<b>\$ (6,054,993.00)</b>	<b>\$ (3,945,007.00)</b>	<b>\$ -</b>
<b>Grand Total</b>	<b>\$ 20,995,402.00</b>	<b>\$ (13,846,704.28)</b>	<b>\$ (7,148,697.72)</b>	<b>\$ -</b>

## Conclusion

2024 was an amazing year for new beginnings. A brand-new administration took the helm, and Mayor Perry set her focus on Safety, Infrastructure, and Growth during her first term in office. The employees who had been used to the former administration's management style and priorities needed some time to get acclimated to a new regime with bold innovative ideas; however, everyone feels the excitement of strong leadership and collaboration at unprecedented levels.

Every department has experienced changes in personnel and performance goals. To highlight some of them, Engineering has undertaken many new projects around the City with the help of State and Federal grants, building tunnels, upgrading parks, reshaping downtown, and planning for new water mains thanks to the community passing a new tax specifically to address that aging infrastructure. The Police Department is evaluating a new drone system to assist with emergency calls, and unveiled the new mobile command vehicle for the public. The Parks and Recreation Department has been busy with upgrades to many of our parks and the finishing touches to the State of Ohio's largest all-ability inclusive park setting in cooperation with other agencies in Richland County.

City Council welcomed the cannabis industry after many contentious meetings. After the legalization of recreational use in 2023, with approved sales beginning in 2024, City Council finally settled on the limit of three dispensary permits within the city limits, provided the other state requirements are met. The intention is that Mansfield will benefit from increased revenue through the portion of state taxes allocated to local host jurisdictions. Now it seems that some legislators in the General Assembly and Governor Mike DeWine want to make changes to the language regarding the level of taxation and the allocation, possibly eliminating the local share.

In the Finance Department, we restructured the department and created more defined job descriptions and reclassified some positions. Employees' job duties are more streamlined and include focused areas that correlate with essential functions outlined by the Government Finance Officers Association. We researched and chose a new Enterprise Resource Planning system that will bring increased efficiency to all departments city-wide. The Treasury Manager has undertaken an analysis and audit of revenue for the City and has made suggestions to improve collections and update our ordinances to include areas not explored by previous administrations.

Looking ahead, the City will be busy with collective bargaining negotiations with all four unions in 2025. As those financial impacts loom on the horizon and income tax collections remain flat, our aim will be to continue to create efficiencies, conserve cash, minimize spending, and improve revenue collections.

## Supplementary Reports

### Budgetary Adjustments

The following pages report the budget adjustments made from July through December 2024 by month and date order.

**City of Mansfield**  
**July 2024 Budget Adjustments**  
**Ordinance 24-133**

<u>Date</u>	<u>Department</u>	<u>Classification</u>	<u>Increase Amount</u>	<u>Decrease Amount</u>
<b>Motor Vehicle License Tax Fund (206)</b>				
7/30/2024	Motor Vehicle	Contractual Services	43,721.00	
7/30/2024	Motor Vehicle	Supplies & Materials		43,721.00
<b>Total Motor Vehicle License Tax Fund (206)</b>			<b>43,721.00</b>	<b>43,721.00</b>
<b>Safety Fund (214)</b>				
7/31/2024	Fire	Transfers Out	2,664.00	
7/31/2024	Fire	Contractual Services		2,664.00
7/31/2024	Fire	Transfers Out	6,200.00	
7/31/2024	Fire	Contractual Services		6,200.00
<b>Total Safety Fund (214)</b>			<b>8,864.00</b>	<b>8,864.00</b>
<b>Legal Research Fund (220)</b>				
7/18/2024	Legal Research	Capital Outlay	14,107.06	
7/18/2024	Legal Research	Contractual Services		14,107.06
<b>Total Legal Research Fund (220)</b>			<b>14,107.06</b>	<b>14,107.06</b>
<b>Grant Fund (224)</b>				
7/18/2024	Police - Grant	Other Charges	1,000.00	
7/18/2024	Police - Grant	Contractual Services		1,000.00
7/18/2024	Police - Metrich	Capital Outlay	43,756.13	
7/18/2024	Police - Metrich	Other Charges	285.74	
7/18/2024	Police - Metrich	Personal Services		15,131.14
7/18/2024	Police - Metrich	Contractual Services		11,194.11
7/18/2024	Police - Metrich	Supplies & Materials		2,716.62
7/18/2024	Police - Metrich	Other Charges		15,000.00
7/18/2024	Police - Laboratory	Capital Outlay	43,841.00	
7/18/2024	Police - Laboratory	Supplies & Materials	3,848.90	
7/18/2024	Police - Laboratory	Personal Services		7,881.38
7/18/2024	Police - Laboratory	Employee Benefits		19,865.63
7/18/2024	Police - Laboratory	Contractual Services		19,942.89
7/30/2024	Parks	Contractual Services	2,500.00	
7/30/2024	Parks	Supplies & Materials		2,500.00
<b>Total Grant Fund (224)</b>			<b>95,231.77</b>	<b>95,231.77</b>
<b>Airport Fund (504)</b>				
7/18/2024	Airport	Capital Outlay	31,500.00	
7/18/2024	Airport	Supplies and Materials		16,500.00
7/18/2024	Airport	Capital Outlay		15,000.00
<b>Total Airport Fund (504)</b>			<b>31,500.00</b>	<b>31,500.00</b>
<b>Utility Collections Fund (603)</b>				
7/23/2024	Utility Collections	Contractual Services	91,000.00	
7/23/2024	Utility Collections	Supplies and Materials		91,000.00
<b>Utility Collections Fund (603)</b>			<b>91,000.00</b>	<b>91,000.00</b>
<b>TOTAL JULY 2024 BUDGET ADJUSTMENTS</b>			<b>\$ 284,423.83</b>	<b>\$ 284,423.83</b>



**City of Mansfield**  
**August 2024 Budget Adjustments**  
**Ordinance 24-133**

<u>Date</u>	<u>Department</u>	<u>Classification</u>	<u>Increase Amount</u>	<u>Decrease Amount</u>
<b>General Fund (101)</b>				
8/15/2024	Finance	Supplies & Materials	1,500.00	
8/15/2024	Finance	Contractual Services		1,500.00
8/22/2024	Non-Departmental	Contractual Services	300.00	
8/22/2024	Non-Departmental	Other Charges		300.00
8/28/2024	Clerk of Council	Capital Outlay	3,000.00	
8/28/2024	Clerk of Council	Contractual Services		3,000.00
<b>Total General Fund (101)</b>			<b>4,800.00</b>	<b>4,800.00</b>
<b>Parks Fund (236)</b>				
8/6/2024	Parks - Seasonal	Personal Services	7,350.00	
8/6/2024	Parks - Seasonal	Employee Benefits	1,110.00	
8/6/2024	Parks - Operations	Personal Services		7,350.00
8/6/2024	Parks - Operations	Employee Benefits		1,110.00
8/7/2024	Parks - Operations	Supplies & Materials	25,000.00	
8/7/2024	Parks - Operations	Personal Services	7,350.00	
8/7/2024	Parks - Operations	Employee Benefits	1,110.00	
8/7/2024	Parks - Operations	Contractual Services	16,540.00	
8/7/2024	Parks - Operations	Capital Outlay		50,000.00
<b>Total Parks Fund (236)</b>			<b>58,460.00</b>	<b>58,460.00</b>
<b>Water Fund (502)</b>				
8/19/2024	Clearfork - Reservoir	Capital Outlay	4,500.00	
8/19/2024	Clearfork - Reservoir	Utilities		4,500.00
<b>Total Water Fund (502)</b>			<b>4,500.00</b>	<b>4,500.00</b>
<b>Sewer Fund (503)</b>				
8/26/2024	Wastewater Treatment	Contractual Services	74,800.00	
8/26/2024	Wastewater Treatment	Capital Outlay		74,800.00
<b>Total Sewer Fund (503)</b>			<b>74,800.00</b>	<b>74,800.00</b>
<b>Safety Town Fund (708)</b>				
8/22/2024	Safety Town	Capital Outlay	325.00	
8/22/2024	Safety Town	Supplies & Materials		325.00
<b>Total Safety Town Fund (708)</b>			<b>325.00</b>	<b>325.00</b>
<b>TOTAL AUGUST 2024 BUDGET ADJUSTMENTS</b>			<b>\$ 142,885.00</b>	<b>\$ 142,885.00</b>

**City of Mansfield**  
**September 2024 Budget Adjustments**  
**Ordinance 24-133**

<u>Date</u>	<u>Department</u>	<u>Classification</u>	<u>Increase Amount</u>	<u>Decrease Amount</u>
<b>General Fund (101)</b>				
9/6/2024	Non-Departmental	Contractual Services	7,191.31	
9/6/2024	Non-Departmental	Other Charges		7,191.31
9/18/2024	Law Director	Contractual Services	5,000.00	
9/18/2024	Law Director	Capital Outlay		5,000.00
9/30/2024	Human Resources	Contractual Services	7,000.00	
9/30/2024	Mayor	Contractual Services		2,500.00
9/30/2024	Safety Service Director	Contractual Services		2,500.00
9/30/2024	Public Works Director	Contractual Services		2,000.00
	<b>Total General Fund (101)</b>		<b><u>19,191.31</u></b>	<b><u>19,191.31</u></b>
<b>Safety Fund (214)</b>				
9/5/2024	Police	Other Charges	200.00	
9/5/2024	Police	Supplies & Materials		200.00
9/10/2024	Police	Capital Outlay	24,500.00	
9/10/2024	Police	Contractual Services		24,500.00
9/10/2024	Fire	Capital Outlay	24,500.00	
9/10/2024	Fire	Contractual Services		24,500.00
9/24/2024	PSCC	Capital Outlay	2,400.00	
9/24/2024	PSCC	Contractual Services		2,400.00
	<b>Total Safety Fund (214)</b>		<b><u>51,600.00</u></b>	<b><u>51,600.00</u></b>
<b>Grant Fund (224)</b>				
9/18/2024	Grant Fund	Capital Outlay	1.00	
9/18/2024	Grant Fund	Contractual Services		1.00
	<b>Total Grant Fund (224)</b>		<b><u>1.00</u></b>	<b><u>1.00</u></b>
<b>Parks Fund (236)</b>				
9/30/2024	Parks - Seasonal	Personal Services	925.00	
9/30/2024	Parks - Operations	Personal Services		925.00
	<b>Total Parks Fund (236)</b>		<b><u>925.00</u></b>	<b><u>925.00</u></b>
<b>Water Fund (502)</b>				
9/23/2024	Clearfork - Marina	Contractual Services	2,500.00	
9/23/2024	Clearfork - Marina	Capital Outlay		2,500.00
9/30/2024	Clearfork - Reservoir	Contractual Services	2,400.00	
9/30/2024	Clearfork - Marina	Capital Outlay		2,400.00
	<b>Total Water Fund (502)</b>		<b><u>4,900.00</u></b>	<b><u>4,900.00</u></b>
<b>Airport Fund (504)</b>				
9/24/2024	Airport	Transfers Out	18,050.00	
9/24/2024	Airport	Contractual Services		18,050.00
9/27/2024	Airport	Capital Outlay	16,000.00	
9/27/2024	Airport	Contractual Services		16,000.00
	<b>Total Airport Fund (504)</b>		<b><u>34,050.00</u></b>	<b><u>34,050.00</u></b>
<b>Utility Collections Fund (603)</b>				
9/12/2024	Utility Collections	Capital Outlay	10,000.00	
9/12/2024	Utility Collections	Supplies & Materials		10,000.00
	<b>Total Utility Collections Fund (603)</b>		<b><u>10,000.00</u></b>	<b><u>10,000.00</u></b>
	<b>TOTAL SEPTEMBER 2024 BUDGET ADJUSTMENTS</b>		<b><u>\$ 120,667.31</u></b>	<b><u>\$ 120,667.31</u></b>

**City of Mansfield**  
**October 2024 Budget Adjustments**  
**Ordinance 24-133**

<u>Date</u>	<u>Department</u>	<u>Classification</u>	<u>Increase Amount</u>	<u>Decrease Amount</u>
<b>General Fund (101)</b>				
10/1/2024	City Council	Contractual Services		600.00
10/1/2024	City Council	Capital Outlay	600.00	
10/9/2024	Non-Departmental	Utilities		3,210.00
10/9/2024	Non-Departmental	Employee Benefits	3,210.00	
10/11/2024	Non-Departmental	Other Charges		8,600.00
10/11/2024	Human Resources	Contractual Services	8,600.00	
10/22/2024	Finance	Contractual Services		9,700.00
10/22/2024	Non-Departmental	Contractual Services	9,700.00	
10/22/2024	Safety Service Director	Contractual Services		500.00
10/22/2024	Safety Service Director	Capital Outlay	500.00	
	<b>Total General Fund (101)</b>		<b><u>22,610.00</u></b>	<b><u>22,610.00</u></b>
<b>Safety Fund (214)</b>				
10/3/2024	Police	Supplies & Materials		1,615.00
10/3/2024	Police	Capital Outlay	1,615.00	
10/25/2024	Police	Supplies & Materials		8,182.39
10/25/2024	Police	Capital Outlay	8,182.39	
	<b>Total Safety Fund (214)</b>		<b><u>9,797.39</u></b>	<b><u>9,797.39</u></b>
<b>Grant Fund (224)</b>				
10/2/2024	Metrich	Personal Services		12,036.76
10/2/2024	Metrich	Other Charges		50,261.24
10/2/2024	Metrich	Employee Benefits	12,036.76	
10/2/2024	Metrich	Contractual Services	50,261.24	
10/24/2024	Metrich	Contractual Services		10,564.59
10/24/2024	Metrich	Capital Outlay	9,238.81	
10/24/2024	Metrich	Contractual Services	1,325.78	
	<b>Total Grant Fund (224)</b>		<b><u>72,862.59</u></b>	<b><u>72,862.59</u></b>
<b>Parks Fund (236)</b>				
10/3/2024	Parks	Capital Outlay		15,000.00
10/3/2024	Parks	Contractual Services	15,000.00	
	<b>Total Parks Fund (236)</b>		<b><u>15,000.00</u></b>	<b><u>15,000.00</u></b>
<b>Honor Guard Donation (240)</b>				
10/3/2024	Honor Guard	Contractual Services		1,500.00
10/3/2024	Honor Guard	Employee Benefits	1,500.00	
	<b>Total Honor Guard Donation (240)</b>		<b><u>1,500.00</u></b>	<b><u>1,500.00</u></b>
<b>Water Fund (502)</b>				
10/15/2024	Clearfork - Reservoir	Contractual Services		5,533.51
10/15/2024	Clearfork - Reservoir	Supplies & Materials		226.44
10/15/2024	Clearfork - Marina	Other Charges	5,759.95	
	<b>Total Water Fund (502)</b>		<b><u>5,759.95</u></b>	<b><u>5,759.95</u></b>
<b>Sewer Fund (502)</b>				
10/25/2025	Wastewater Treatment	Supplies & Materials		30,000.00
10/25/2024	Wastewater Treatment	Utilities	30,000.00	
	<b>Total Sewer Fund (502)</b>		<b><u>30,000.00</u></b>	<b><u>30,000.00</u></b>
<b>Airport Fund (504)</b>				
10/17/2024	Airport	Contractual Services		9,500.00
10/17/2024	Airport	Capital Outlay	1,000.00	
10/17/2024	Airport	Contractual Services	8,500.00	
	<b>Total Airport Fund (504)</b>		<b><u>9,500.00</u></b>	<b><u>9,500.00</u></b>
<b>Utility Collections Fund (603)</b>				
10/8/2024	Utility Collections	Supplies & Materials		42,015.00
10/8/2024	Utility Collections	Capital Outlay	41,200.00	
10/8/2024	Utility Collections	Contractual Services	815.00	
	<b>Total Utility Collections Fund (603)</b>		<b><u>42,015.00</u></b>	<b><u>42,015.00</u></b>
<b>TOTAL OCTOBER 2024 BUDGET ADJUSTMENTS</b>			<b><u>\$ 209,044.93</u></b>	<b><u>\$ 209,044.93</u></b>

**City of Mansfield**  
**November 2024 Budget Adjustments**  
**Ordinance 24-133**

<u>Date</u>	<u>Department</u>	<u>Classification</u>	<u>Increase Amount</u>	<u>Decrease Amount</u>
<b>General Fund (101)</b>				
11/5/2024	Public Works	Contractual Services		1,000.00
11/5/2024	Public Works	Supplies & Materials	1,000.00	
11/15/2024	Safety Services Director	Employee Benefits		595.00
11/15/2024	Mayor	Employee Benefits	215.00	
11/15/2024	Public Works	Personal Services	380.00	
11/15/2024	Engineering	Personal Services		2,400.00
11/15/2024	Engineering	Employee Benefits	2,400.00	
	<b>Total General Fund (101)</b>		<b><u>3,995.00</u></b>	<b><u># 3,995.00</u></b>
<b>Alarm Monitoring Fund (204)</b>				
11/22/2024	Alarm Monitoring	Supplies and Materials		225.00
11/22/2024	Alarm Monitoring	Personal Services	200.00	
11/22/2024	Alarm Monitoring	Employee Benefits	25.00	
	<b>Total Alarm Monitoring Fund (204)</b>		<b><u>225.00</u></b>	<b><u>225.00</u></b>
<b>Safety Fund (214)</b>				
11/7/2024	Police - Lab	Supplies & Materials		5,000.00
11/7/2024	Police - Lab	Contractual Services		31,598.05
11/7/2024	Police - Lab	Capital Outlay	36,598.05	
11/14/2024	Non-Departmental	Employee Benefits		11,000.00
11/14/2024	Non-Departmental	Contractual Services	11,000.00	
	<b>Total Safety Fund (214)</b>		<b><u>47,598.05</u></b>	<b><u># 47,598.05</u></b>
<b>Court Computerization Fund (219)</b>				
11/18/2024	Court Computerization	Contractual Services		9,000.00
11/18/2024	Court Computerization	Supplies & Materials	9,000.00	
	<b>Total Court Computerization Fund (219)</b>		<b><u>9,000.00</u></b>	<b><u>9,000.00</u></b>
<b>ARPA Fund (219)</b>				
11/22/2024	ARPA	Supplies & Materials		60,000.00
11/22/2024	ARPA	Contractual Services	60,000.00	
	<b>Total ARPA Fund (219)</b>		<b><u>60,000.00</u></b>	<b><u>60,000.00</u></b>
<b>Grant Fund (224)</b>				
11/19/2024	Lab	Contractual Services		6,210.00
11/19/2024	Lab	Supplies & Materials	6,210.00	
11/20/2024	Community Development	Personal Services		1,545.00
11/20/2024	Community Development	Employee Benefits	1,545.00	
11/25/2024	Metrich	Contractual Services		8,573.82
11/25/2024	Metrich	Supplies & Materials	8,573.82	
	<b>Total Grant Fund (224)</b>		<b><u>16,328.82</u></b>	<b><u>16,328.82</u></b>
<b>Court Costs Fund (226)</b>				
11/20/2024	General - Special Projects	Contractual Services		10,000.00
11/20/2024	General - Special Projects	Supplies & Materials	10,000.00	
	<b>Total Court Costs Fund (226)</b>		<b><u>10,000.00</u></b>	<b><u>10,000.00</u></b>
<b>Water Fund (502)</b>				
11/26/2024	Clearfork - Marina	Utilities		810.00
11/26/2024	Clearfork - Reservoir	Contractual Services	810.00	
11/27/2024	Water Treatment Plant	Contractual Services		45,000.00
11/27/2024	Water Treatment Plant	Utilities	45,000.00	
	<b>Total Water Fund (502)</b>		<b><u>45,810.00</u></b>	<b><u>45,810.00</u></b>
<b>Utility Collections Fund (603)</b>				
11/27/2024	Utility Collections	Supplies & Materials		22,730.00
11/27/2024	Utility Collections	Contractual Services	22,420.00	
11/27/2024	Utility Collections	Repair & Maintenance	310.00	
	<b>Total Utility Collections Fund (603)</b>		<b><u>22,730.00</u></b>	<b><u>22,730.00</u></b>
<b>TOTAL NOVEMBER 2024 BUDGET ADJUSTMENTS</b>			<b><u>\$ 215,686.87</u></b>	<b><u>\$ 215,686.87</u></b>

**City of Mansfield**  
**December 2024 Budget Adjustments**  
**Ordinance 24-133**

<b>Date</b>	<b>Department</b>	<b>Classification</b>	<b>Increase Amount</b>	<b>Decrease Amount</b>
	<b>General Fund (101)</b>			
12/3/2024	Income Tax	Employee Benefits		12,200.00
12/3/2024	Mayor	Employee Benefits	1,100.00	
12/3/2024	Human Resources	Employee Benefits	11,000.00	
12/3/2024	Public Works Director	Employee Benefits	100.00	
12/3/2024	Finance	Contractual Services		200.00
12/3/2024	Finance	Supplies & Materials	200.00	
12/3/2024	Income Tax	Capital Outlay		910.00
12/3/2024	Income Tax	Supplies & Materials	910.00	
12/5/2024	Non-Departmental	Other Charges		2,000.00
12/5/2024	Non-Departmental	Contractual Services	2,000.00	
12/5/2024	Non-Departmental	Contractual Services		29,000.00
12/5/2024	Non-Departmental	Utilities	29,000.00	
12/10/2024	City Council	Contractual Services		2,100.00
12/10/2024	City Council	Contractual Services	2,100.00	
12/10/2024	City Council	Contractual Services		9,000.00
12/10/2024	City Council	Capital Outlay	9,000.00	
12/11/2024	Non-Departmental	Other Charges		6,388.00
12/11/2024	Non-Departmental	Contractual Services	6,388.00	
12/17/2024	Income Tax	Contractual Services		350.00
12/17/2024	Income Tax	Capital Outlay	350.00	
12/18/2024	Finance	Employee Benefits		20,000.00
12/18/2024	Income Tax	Employee Benefits		32,000.00
12/18/2024	Mayor	Employee Benefits	5,000.00	
12/18/2024	Safety Service Director	Employee Benefits	5,000.00	
12/18/2024	Human Resources	Employee Benefits	10,000.00	
12/18/2024	Engineering	Employee Benefits	2,000.00	
12/18/2024	Permitting & Development	Employee Benefits	16,000.00	
12/18/2024	Maintenance	Employee Benefits	12,000.00	
12/18/2024	Public Works Director	Employee Benefits	2,000.00	
12/18/2024	Clerk of Court	Employee Benefits		49,500.00
12/18/2024	City Council	Employee Benefits	4,500.00	
12/18/2024	Municipal Court	Employee Benefits	28,000.00	
12/18/2024	Law Director	Employee Benefits	17,000.00	
12/19/2024	Finance	Capital Outlay		1,500.00
12/19/2024	Finance	Supplies & Materials	500.00	
12/19/2024	Finance	Supplies & Materials	500.00	
12/19/2024	Income Tax	Supplies & Materials	500.00	
12/20/2024	Non-Departmental	Transfers Out		81,000.00
12/20/2024	Non-Departmental	Contractual Services	81,000.00	
12/24/2024	Finance	Personal Services		500.00
12/24/2024	Public Works Director	Personal Services	500.00	
12/31/2024	Non-Departmental	Miscellaneous Expenses		2,000.00
12/31/2024	Non-Departmental	Contractual Services	2,000.00	
	<b>Total General Fund (101)</b>		<b>248,648.00</b>	<b>248,648.00</b>

<u>Date</u>	<u>Department</u>	<u>Classification</u>	<u>Increase Amount</u>	<u>Decrease Amount</u>
<b>Street Fund (202)</b>				
12/5/2024	Street	Contractual Services		800.00
12/5/2024	Street	Utilities	800.00	
	<b>Total Street Fund (202)</b>		<b>800.00</b>	<b>800.00</b>
<b>Community Development Fund (207)</b>				
12/18/2024	Community Development	Personal Services		2,000.00
12/18/2024	Community Development	Employee Benefits	2,000.00	
	<b>Total Community Development Fund (207)</b>		<b>2,000.00</b>	<b>2,000.00</b>
<b>Safety Fund (214)</b>				
12/23/2024	Police	Contractual Services		62,386.92
12/23/2024	Police	Capital Outlay	62,386.92	
12/31/2024	Police - Lab	Personal Services		5,000.00
12/31/2024	Police - Parking Meter	Employee Benefits		1,700.00
12/31/2024	PSCC	Personal Services		73,500.00
12/31/2024	Police - Lab	Employee Benefits	5,000.00	
12/31/2024	Police - Repair	Employee Benefits	1,700.00	
12/31/2024	Fire	Employee Benefits	70,000.00	
12/31/2024	Fire - Repair	Employee Benefits	3,500.00	
	<b>Total Safety Fund (214)</b>		<b>142,586.92</b>	<b>142,586.92</b>
<b>Permissive Sales Tax Fund (215)</b>				
12/19/2024	Permissive Sales Tax	Contractual Services		12,000.00
12/19/2024	Permissive Sales Tax	Improvements	12,000.00	
	<b>Total Permissive Sales Tax Fund (215)</b>		<b>12,000.00</b>	<b>12,000.00</b>
<b>ARPA Fund (221)</b>				
12/23/2024	ARPA Fund	Capital Outlay		0.59
12/23/2024	ARPA Fund	Other Charges	0.59	
	<b>Total ARPA Fund (221)</b>		<b>0.59</b>	<b>0.59</b>
<b>Parks Fund (236)</b>				
12/18/2024	Parks	Personal Services		6,200.00
12/18/2024	Parks	Employee Benefits	6,200.00	
	<b>Total Parks Fund (236)</b>		<b>6,200.00</b>	<b>6,200.00</b>
<b>Street Lighting Fund (237)</b>				
12/5/2024	Street Lighting	Contractual Services		3,000.00
12/5/2024	Street Lighting	Capital Outly		3,000.00
12/5/2024	Street Lighting	Utilities	6,000.00	
	<b>Total Street Lighting Fund (237)</b>		<b>6,000.00</b>	<b>6,000.00</b>
<b>Crime Lab Equipment Fund (427)</b>				
12/12/2024	Crime Lab Equipment	Capital Outlay		21,900.00
12/12/2024	Crime Lab Equipment	Contractual Services	21,900.00	
	<b>Total Crime Lab Equipment Fund (427)</b>		<b>21,900.00</b>	<b>21,900.00</b>
<b>Water Fund (502)</b>				

<u>Date</u>	<u>Department</u>	<u>Classification</u>	<u>Increase Amount</u>	<u>Decrease Amount</u>
12/18/2024	Clearfork - Reservoir	Employee Benefits		50,000.00
12/18/2024	Water Repair	Employee Benefits	50,000.00	
12/23/2024	Clearfork - Marina	Capital Outlay		900.00
12/23/2024	Clearfork - Marina	Contractual Services	900.00	
	<b>Total Water Fund (502)</b>		<b><u>50,900.00</u></b>	<b><u>50,900.00</u></b>
	<b>Sewer Fund (503)</b>			
12/20/2024	Wastewater Treatment	Contractual Services		30,000.00
12/20/2024	Wastewater Treatment	Capital Outlay		13,000.00
12/20/2024	Wastewater Treatment	Utilities	43,000.00	
	<b>Total Sewer Fund (503)</b>		<b><u>43,000.00</u></b>	<b><u>43,000.00</u></b>
	<b>Airport Fund (504)</b>			
12/18/2024	Airport	Personal Services		3,000.00
12/18/2024	Airport	Employee Benefits	3,000.00	
	<b>Total Airport Fund (504)</b>		<b><u>3,000.00</u></b>	<b><u>3,000.00</u></b>
	<b>Repair Garage Fund (601)</b>			
12/23/2024	Repair Garage	Supplies & Materials		6,000.00
12/23/2024	Repair Garage	Capital Outlay	6,000.00	
	<b>Total Repair Garage Fund (601)</b>		<b><u>6,000.00</u></b>	<b><u>6,000.00</u></b>
	<b>TOTAL DECEMBER 2024 BUDGET ADJUSTMENTS</b>		<b><u>\$ 543,035.51</u></b>	<b><u>\$ 543,035.51</u></b>
	<b>GRAND TOTAL (JULY - DECEMBER 2024)</b>		<b><u>\$ 1,515,743.45</u></b>	<b><u>\$ 1,515,743.45</u></b>

## Employee Salaries

The following report lists the salaries paid to City employees in 2024. The “Other” column includes:

Holiday, Vacation, Compensatory Time, Sick Conversions

Field Training Bonus, Certification Bonus, HAZMAT Team Bonus, Sick Bonus

Corrections to Pay

Police Hiring Incentive Bonus

CDL License

Tool Allowance, Uniform Allowance

Lump Sum Payments, Grievance Settlements, Retro Payments

Out of Class/Acting in Command

Longevity

Health Insurance Opt-out Stipends

Employee	Position Title	Department	Base Salary	Overtime	Other	Separation Payouts	Total
BISHOP, JAMES M	ASSISTANT CHIEF OF FIRE	Fire	28,112.40	0.00	4,040.27	229,731.54	261,884.21
PORCH, KEITH T	SAFETY-SERVICE DIRECTOR	Safety-Service Director	110,856.46	0.00	333.33	124,148.81	235,338.60
SIEVING, MARK A	CAPTAIN	Fire	44,779.48	12,505.60	1,594.75	144,817.41	203,697.24
BOWERSOCK, TIMOTHY R	ECONOMIC DEVELOPMENT DIRECTOR	Industrial Development	75,952.80	0.00	5,990.75	83,324.53	165,268.08
AHLES, JONATHAN P	SERGEANT	Police	15,769.44	3,425.67	1,800.00	119,537.64	140,532.75
MCCOLLISTER, JOHN D	MAGISTRATE	Municipal Court	123,859.24	0.00	12,245.88	0.00	136,105.12
BRUCE, DOUGLAS G	CAPTAIN	Fire	39,143.43	6,029.45	4,378.76	86,549.14	136,100.78
STRICKLING, STEVEN J	CHIEF OF FIRE	Fire	0.00	0.00	0.00	135,825.86	135,825.86
SKOWRONSKI, MARLENE M	MAYOR'S EXECUTIVE ASSISTANT	Mayor	38,592.61	0.00	2,442.57	92,422.80	133,457.98
WILLIAMS, GEORGE E	FIREFIGHTER	Fire	70,129.14	0.00	61,831.00	0.00	131,960.14
MCKAY, STEPHEN M	LIEUTENANT-FIRE	Fire	78,910.16	42,008.14	10,637.19	0.00	131,555.49
SMITH, DANIEL F	CLERK OF COURT	Clerk of Court	128,670.88	0.00	0.00	0.00	128,670.88
SACRAMONE, CHRISTOPHER R	LIEUTENANT-FIRE	Fire	78,899.38	40,600.72	6,397.43	0.00	125,897.53
EMERSON, MATTHEW R	CAPTAIN	Fire	81,757.32	36,138.51	7,360.60	0.00	125,256.43
CAREY, MATTHEW J	LIEUTENANT-FIRE	Fire	78,910.16	37,660.84	7,425.32	0.00	123,996.32
COMPTON, DAVID M	CAPTAIN	Fire	85,748.14	20,476.06	16,700.46	0.00	122,924.66
BAMMANN, JASON M	CHIEF OF POLICE	Police/Administration	109,712.90	0.00	12,903.40	0.00	122,616.30
HELSEL, SANDRA L	CONFIDENTIAL SECRETARY	Police/Administration	19,678.30	0.00	0.00	98,392.41	118,070.71
NAPIER, MICHAEL T	ASSISTANT CHIEF OF POLICE	Police/Administration	100,819.53	8,478.56	8,100.48	0.00	117,398.57
CARVER, RANDY W	CAPTAIN	Police/Major Crimes	99,869.12	7,570.60	7,985.22	0.00	115,424.94
REED, TROY R	ASSISTANT CHIEF OF FIRE	Fire	97,456.32	0.00	17,204.48	0.00	114,660.80
BRUBAKER, CHAD A	CAPTAIN	Police	99,471.66	9,049.98	6,100.00	0.00	114,621.64
WILLIAMS, PATRICK D	SERGEANT	Police	83,253.97	26,065.66	5,084.67	0.00	114,404.30
LIFER, MICHAEL R	CAPTAIN	Fire	83,845.73	21,286.37	8,897.09	0.00	114,029.19
BLUST, STEPHEN F	LIEUTENANT	Police/Metrich/SIU	92,570.49	9,892.07	11,388.76	0.00	113,851.32
BIANCHI, ROBERT P	CHIEF CITY ENGINEER	Engineering	107,913.69	0.00	5,789.31	0.00	113,703.00
RHINEHART, DONALD K JR	LIEUTENANT	Police/Administration	90,205.67	14,974.31	8,504.33	0.00	113,684.31
GARN, ROBERT L	ASSISTANT CHIEF OF FIRE	Fire	93,288.22	6,986.63	12,917.76	0.00	113,192.61
CROW, DANIEL R	CHIEF OF FIRE	Fire	106,197.26	0.00	6,884.51	0.00	113,081.77
SHAFLEY, MATTHEW J	CAPTAIN	Fire	85,748.26	21,542.14	4,722.50	0.00	112,012.90



Employee	Position Title	Department	Base Salary	Overtime	Other	Separation Payouts	Total
WEBB, TONELI J	LIEUTENANT	Police	92,847.55	10,554.44	8,588.76	0.00	111,990.75
SKROPITS, ROBERT	LIEUTENANT	Police/Major Crimes	92,570.58	10,955.59	8,314.00	0.00	111,840.17
GLADDEN, JOSEPH P	SERGEANT	Police	86,234.83	15,268.67	9,372.32	0.00	110,875.82
HARTSON, JUSTIN R	FIREFIGHTER	Fire	69,919.60	35,157.97	5,626.12	0.00	110,703.69
KINGSBOROUGH, JERED R	SERGEANT	Police/Major Crimes	84,231.58	15,327.23	10,221.15	0.00	109,779.96
ANDRES, LOUIS M	PUBLIC WORKS DIRECTOR	Public Works Director	107,038.48	0.00	1,500.00	0.00	108,538.48
GRIMSHAW, RYAN C	LIEUTENANT	Police	88,562.86	4,796.29	14,363.65	0.00	107,722.80
STANTZ, TRAVIS D	SERGEANT	Police/Metrich/SIU	85,577.76	13,553.94	7,699.88	0.00	106,831.58
SPEELMAN, CHRISTOPHER G	ASSISTANT CHIEF OF FIRE	Fire	97,456.32	0.00	7,823.60	0.00	105,279.92
ODSON, JAMES J	LIEUTENANT-FIRE	Fire	78,891.81	20,822.41	5,272.00	0.00	104,986.22
TOUSSANT, TODD A	CAPTAIN	Fire	81,303.79	16,389.62	7,245.34	0.00	104,938.75
TINGLEY, TIMOTHY C	CAPTAIN	Fire	85,739.91	11,900.53	7,227.84	0.00	104,868.28
SHAFER, WILLIAM E	FIREFIGHTER	Fire	25,644.77	4,064.98	1,900.50	72,713.02	104,323.27
FRYBACK, DAWN M	DNA ANALYST	Police/Major Crimes	97,760.00	4,903.31	1,600.00	0.00	104,263.31
BURSLEY, LEON E JR	MANAGER	Water/Treatment Plant	96,720.82	0.00	6,270.01	0.00	102,990.83
GEARHART, SHANE T	LIEUTENANT	Police/Major Crimes	92,209.21	7,939.80	2,800.00	0.00	102,949.01
CAREY, MICHAEL J	ASSISTANT CHIEF OF FIRE	Fire	97,456.32	0.00	5,486.10	0.00	102,942.42
SWANK, CHARLES W	CAPTAIN	Fire	81,277.91	17,846.83	3,539.00	0.00	102,663.74
GARRICK, STACIE G	LIEUTENANT	Police	90,781.19	5,951.55	5,400.00	0.00	102,132.74
BROWN, STEVEN A	PRINCIPAL OPERATIONS SUPERVISOR	Water/Repair	67,256.80	27,618.93	5,826.89	0.00	100,702.62
SHELL, CHERYL A	COURT ADMINISTRATOR	Municipal Court	93,475.86	0.00	6,515.44	0.00	99,991.30
REIP, MATTHEW J	FIREFIGHTER	Fire	71,718.73	20,216.39	7,422.31	0.00	99,357.43
MEILINGER, JUSTIN G	FIREFIGHTER	Fire	69,903.35	25,213.31	4,016.00	0.00	99,132.66
COKER, ROBERT G JR	MANAGER	Sewer/Treatment Plant	96,720.82	0.00	2,099.22	0.00	98,820.04
SOEHNLEN, JOSEPH M	SERGEANT	Police	81,550.53	5,470.17	11,778.15	0.00	98,798.85
BOGGS, MARK J	PATROL OFFICER	Police	70,209.59	12,102.83	15,793.93	0.00	98,106.35
KEMERER, MICHAEL J	PRESIDING JUDGE	Municipal Court	64,857.56	0.00	0.00	33,184.59	98,042.15
YERIAN, SHAWN M	CAPTAIN	Fire	85,728.21	2,218.48	10,090.20	0.00	98,036.89
WALDMAN, BENJAMIN A	FIREFIGHTER	Fire	69,903.35	23,475.01	4,447.25	0.00	97,825.61
SCHMIDT, ROBERT J	SUPERVISOR I	Street	51,655.29	40,337.41	5,200.62	0.00	97,193.32

Employee	Position Title	Department	Base Salary	Overtime	Other	Separation Payouts	Total
LASER, DOUGLAS W	CHIEF DEPUTY	Clerk of Court	90,153.62	0.00	6,823.07	0.00	96,976.69
SMITH, ZACHARY S	FIREFIGHTER	Fire	71,735.41	17,956.37	7,142.92	0.00	96,834.70
TAMBASCO, ANTHONY J	FORENSIC SCIENTIST	Police/Major Crimes	94,402.93	1,234.64	1,100.00	0.00	96,737.57
STEPHENSON, DYLAN J	PATROL OFFICER	Police	69,849.70	23,800.38	3,000.00	0.00	96,650.08
ADAMS, DONALD R	LIEUTENANT-FIRE	Fire	73,281.63	17,578.82	5,584.10	0.00	96,444.55
BRIDGEMAN, AARON T	FIREFIGHTER	Fire	71,742.28	17,489.36	6,793.08	0.00	96,024.72
HAINES, MICHAEL J	SERGEANT	Police	83,193.20	6,846.47	5,371.67	0.00	95,411.34
STEVENS, NICHOLAS A	SERGEANT	Police	83,791.58	6,464.84	4,891.20	0.00	95,147.62
OSBORNE, RYAN T	LIEUTENANT-FIRE	Fire	71,725.60	20,413.70	2,876.50	0.00	95,015.80
BLAIR, MICHAEL W	LIEUTENANT-FIRE	Fire	74,245.72	16,604.37	3,812.02	0.00	94,662.11
PERRY, JODIE A	MAYOR	Mayor	94,528.00	0.00	0.00	0.00	94,528.00
TELQUIST, THAYNE N	SERGEANT	Police	86,234.86	390.64	7,674.79	0.00	94,300.29
HAMILTON, CHARLES M	PATROL OFFICER	Police	69,116.33	7,839.63	17,014.15	0.00	93,970.11
DOLLISH, PHILLIP	FIREFIGHTER	Fire	69,919.54	18,038.66	6,001.00	0.00	93,959.20
MCCARRICK, ELAINE A	DEPUTY CLERK SENIOR	Clerk of Court	90,153.62	0.00	3,800.00	0.00	93,953.62
CRAZE, CATHERINE L	CONFIDENTIAL SECRETARY	Municipal Court	60,330.69	0.00	6,400.00	27,173.25	93,903.94
RANNELS, TRACY	SUPERVISOR I	Sewer/Repair	52,092.21	38,032.47	3,640.06	0.00	93,764.74
BURWELL, BRADLEY L	CAPTAIN	Fire	81,350.76	8,616.62	3,700.00	0.00	93,667.38
RANSOM, CHRISTOPHER P	LIEUTENANT-FIRE	Fire	74,145.50	16,248.93	3,172.00	0.00	93,566.43
KAUFMAN, KOREY P	PATROL OFFICER	Police/Major Crimes	73,396.48	14,949.79	4,800.00	0.00	93,146.27
BRANE, STEPHEN T	SERGEANT	Police	85,890.32	480.79	6,371.93	0.00	92,743.04
COMPTON, ADAM D	FIREFIGHTER	Fire	71,742.28	17,482.34	3,467.28	0.00	92,691.90
GEARHART, NICOLE C	SERGEANT	Police	84,160.18	2,596.28	5,345.00	0.00	92,101.46
SCHACHERER, LARRY S	PATROL OFFICER	Police/Major Crimes	71,316.51	15,225.22	5,300.00	0.00	91,841.73
FAIR, SHERRY N	UTILITY DEVELOPMENT COORDINATOR	Engineering	86,720.19	0.00	4,315.60	0.00	91,035.79
HEDRICK, KYLE L	LIEUTENANT-FIRE	Fire	78,891.81	8,003.84	4,134.00	0.00	91,029.65
GESS, SHANE R	SERGEANT	Police	76,755.16	3,952.61	10,225.72	0.00	90,933.49
KASH, TIMOTHY	LIEUTENANT-FIRE	Fire	78,899.36	7,149.47	4,424.00	0.00	90,472.83
SHEPHERD, CAMERON J	SERGEANT	Police	76,154.96	3,583.11	10,613.84	0.00	90,351.91
LUMADUE, PAUL M	SERGEANT	Police	83,826.33	2,324.35	4,100.00	0.00	90,250.68

Employee	Position Title	Department	Base Salary	Overtime	Other	Separation Payouts	Total
CRONEBACH, JEDIDIAH M	FIREFIGHTER	Fire	71,742.49	13,303.31	4,311.67	0.00	89,357.47
SWISHER, RONEE L	PATROL OFFICER	Police/Major Crimes	71,980.73	12,700.81	4,600.00	0.00	89,281.54
REECE, BYRON L	SUPERVISOR I (MAINTENANCE)	Sewer/Treatment Plant	55,866.29	24,728.83	8,664.96	0.00	89,260.08
UNDERWOOD, HEATH A	PATROL OFFICER	Police	71,561.13	2,403.94	15,047.87	0.00	89,012.94
MATZ, RODNEY J	FIREFIGHTER	Fire	71,742.28	11,802.15	5,379.00	0.00	88,923.43
VOLZ, COREY B	FIREFIGHTER	Fire	69,919.60	12,345.23	6,605.12	0.00	88,869.95
MARSH, ALEX L	CHIEF BUILDING OFFICIAL	Permitting and Development	82,199.78	0.00	6,600.00	0.00	88,799.78
LANDIN, RYAN J	LIEUTENANT-FIRE	Fire	78,917.72	2,741.09	6,973.01	0.00	88,631.82
BLANKENSHIP, KELLY G	FINANCE DIRECTOR	Finance Director	88,221.00	0.00	0.00	0.00	88,221.00
HARPER, ROELIFF E	LAW DIRECTOR	Law Director	88,221.00	0.00	0.00	0.00	88,221.00
MAY, SHARON M	DIRECTOR	Human Resources	83,887.32	0.00	4,243.66	0.00	88,130.98
BAMMANN, BLAKE M	PATROL OFFICER	Police	69,776.53	14,528.86	3,400.00	0.00	87,705.39
OBLAK, JACOB F	PATROL OFFICER	Police	70,566.16	10,591.47	6,053.85	0.00	87,211.48
EDWARDS, BRYCE A	PATROL OFFICER	Police	71,316.41	203.72	15,576.67	0.00	87,096.80
KRUEGER, JOSHUA T	LIEUTENANT-FIRE	Fire	71,743.60	6,682.59	8,249.17	0.00	86,675.36
BUTLER, TERRY L JR	PATROL OFFICER	Police/Major Crimes	72,829.18	10,704.30	3,000.00	0.00	86,533.48
PROCHASKA, NOLAN J	LIEUTENANT-FIRE	Fire	69,071.42	13,521.02	3,865.79	0.00	86,458.23
KOTTERMAN, SCOTT P	OPERATIONS SUPERVISOR	Clearfork/Reservoir	64,732.27	20,702.52	600.00	0.00	86,034.79
KIEFFER, MICHAEL J	BAILIFF	Municipal Court	79,062.49	0.00	6,858.77	0.00	85,921.26
ARNETT, SCOTT R	ASSISTANT FINANCE DIRECTOR	Finance Director	79,945.68	0.00	5,876.92	0.00	85,822.60
WEBB, PAUL M	PATROL OFFICER	Police	71,316.43	892.27	13,166.88	0.00	85,375.58
WHEELER, PERRY A	PATROL OFFICER	Police/Metrich/SIU	71,316.46	6,052.88	7,186.53	0.00	84,555.87
WURGLER, MATTHEW J	FIREFIGHTER	Fire	71,735.41	7,328.87	5,274.58	0.00	84,338.86
FRASE, CARSON M	PATROL OFFICER	Police	73,085.75	6,968.73	3,827.29	0.00	83,881.77
EDWARDS, ALAN R	PATROL OFFICER	Police	70,362.35	6,145.79	7,212.72	0.00	83,720.86
PRISE, GARRETT W	FIREFIGHTER	Fire	70,100.82	11,422.78	2,036.00	0.00	83,559.60
FRECH, JOSHUA T	PATROL OFFICER	Police	69,951.52	2,200.23	11,292.27	0.00	83,444.02
EDWARDS, SPENCER D	FIREFIGHTER	Fire	69,912.91	9,334.32	4,009.00	0.00	83,256.23
WATERER, NOAH P	PATROL OFFICER	Police	70,637.03	8,627.37	3,750.05	0.00	83,014.45
CIKITY, JUSTIN S	PATROL OFFICER	Police	70,188.22	10,682.50	2,100.00	0.00	82,970.72

Employee	Position Title	Department	Base Salary	Overtime	Other	Separation Payouts	Total
SAUNDERS, EVELYN L	PUBLIC SAFETY DISPATCHER	Public Safety Communications	54,051.20	19,411.55	9,150.96	0.00	82,613.71
LUCAS, JOSEPH M	CAPTAIN	Fire	30,822.63	2,863.99	1,346.00	46,889.38	81,922.00
CUTLIP, ADAM N	FIREFIGHTER	Fire	55,508.44	17,976.67	8,410.61	0.00	81,895.72
NICHOLSON, JOHN H	BAILIFF	Municipal Court	79,438.94	0.00	2,300.00	0.00	81,738.94
HICKEY, CODY J	FIREFIGHTER	Fire	68,044.52	11,032.91	2,500.00	0.00	81,577.43
HOCKENBERRY, LYDIA A	FIREFIGHTER	Fire	62,461.99	16,906.26	2,112.00	0.00	81,480.25
SWINEHART, HEATHER M	PATROL OFFICER	Police	71,411.84	3,881.27	6,056.84	0.00	81,349.95
HOPTRY, AARON N	FIREFIGHTER	Fire	71,718.73	6,640.70	2,924.00	0.00	81,283.43
GANSHORN, BRENDEN S	FIREFIGHTER	Fire	55,513.77	17,651.13	8,100.00	0.00	81,264.90
LINDSAY, ANGELA M	CHIEF PROBATION OFFICER	Municipal Court	77,168.32	0.00	4,000.00	0.00	81,168.32
SCHAAF, ERIC T	PATROL OFFICER	Police	70,311.34	6,188.12	4,644.69	0.00	81,144.15
SHOUP, HUNTER C	FIREFIGHTER	Fire	65,002.67	13,070.27	2,912.88	0.00	80,985.82
DAVIS, MATTHEW S	PATROL OFFICER	Police	64,155.05	10,526.10	6,201.75	0.00	80,882.90
MEYER, JOHN B	PATROL OFFICER	Police	71,298.52	7,116.33	2,200.00	0.00	80,614.85
SHARP, ROBERT J III	FIRST ASST. LAW DIR.	Law Director	77,846.92	0.00	2,700.00	0.00	80,546.92
CROSE, DONALD E JR	FOREMAN	Water/Repair	51,272.00	18,795.95	9,993.68	0.00	80,061.63
YOUNG, BRANDON K	FIREFIGHTER	Fire	64,111.11	13,352.93	1,924.00	0.00	79,388.04
RIETSCHLIN, JACOB J	PATROL OFFICER	Police	71,705.02	3,330.91	4,313.70	0.00	79,349.63
DRUM, MICHAEL N	FIREFIGHTER	Fire	69,912.93	4,267.95	5,064.08	0.00	79,244.96
REEDY, RAYMOND R IV	PATROL OFFICER	Police	73,109.97	4,600.99	1,500.00	0.00	79,210.96
KINER, DENNY E	PATROL OFFICER	Police	68,837.80	3,926.82	6,441.09	0.00	79,205.71
KASER, CODY W	FIREFIGHTER	Fire	71,718.73	4,663.82	2,673.00	0.00	79,055.55
MADDEN, DAVID W	DEPUTY LAW DIRECTOR	Law Director	76,500.00	0.00	2,500.00	0.00	79,000.00
CLAPP, RICHARD F	PATROL OFFICER	Police/Major Crimes	71,038.19	4,232.36	3,714.22	0.00	78,984.77
HUCKLEBERRY, MARK H	PRINCIPAL OPERATIONS SUPERVISOR	Public Safety Communications	72,719.85	3,839.20	2,234.90	0.00	78,793.95
SPENCER, RANDOLPH D	FIREFIGHTER	Fire	71,742.28	1,044.25	5,925.00	0.00	78,711.53
PENNEY, MICHAEL A	SENIOR TRAFFIC TECHNICIAN	Street	48,336.00	23,939.15	6,165.74	0.00	78,440.89
HECHT, TREY A	PATROL OFFICER	Police	71,425.43	5,601.08	1,300.00	0.00	78,326.51
SHOPE, DARRIN C	SHIFT OPERATOR I	Sewer/Treatment Plant	51,222.59	22,318.16	4,785.10	0.00	78,325.85
BRITTON, JAMIE M	BUDGET MANAGER	Finance Director	72,999.94	0.00	5,207.69	0.00	78,207.63

Employee	Position Title	Department	Base Salary	Overtime	Other	Separation Payouts	Total
MILLER, KURT W	MAINTENANCE TECHNICIAN	Sewer/Treatment Plant	51,131.22	19,189.86	7,880.65	0.00	78,201.73
MARTIN, WESLEY R	FIREFIGHTER	Fire	71,735.41	2,701.17	3,560.00	0.00	77,996.58
LANIER, JERMAINE E	FIREFIGHTER	Fire	69,903.35	3,223.60	4,854.25	0.00	77,981.20
COOKE, LANCE A	SHIFT OPERATOR I	Sewer/Treatment Plant	55,348.49	17,197.37	5,384.88	0.00	77,930.74
YOUNG, CAROLYN D	PATROL OFFICER	Police	71,163.72	2,363.25	4,254.06	0.00	77,781.03
EVANS, STANLEY	PATROL OFFICER	Police	70,299.00	3,348.41	4,076.81	0.00	77,724.22
GETZ, JOSHUA P	FIREFIGHTER	Fire	71,718.73	1,862.12	3,996.74	0.00	77,577.59
BREWSTER, MATTHEW J	PATROL OFFICER	Police	69,944.78	3,493.87	3,900.00	0.00	77,338.65
WALKER, ANDREW M	FIREFIGHTER	Fire	71,742.28	1,826.27	3,720.00	0.00	77,288.55
LEITZ, KODY	PATROL OFFICER	Police	73,396.40	2,046.12	1,700.00	0.00	77,142.52
UTT, GARY L II	OPERATIONS SUPERVISOR	Maintenance	64,672.25	10,935.54	1,420.16	0.00	77,027.95
ADAMESCU, JOSHUA J	PATROL OFFICER	Police	73,396.41	0.00	3,500.00	0.00	76,896.41
HOUT, EVAN M	PATROL OFFICER	Police	70,157.76	3,900.72	2,700.00	0.00	76,758.48
TALBOT, JOSHUA D	FIREFIGHTER	Fire	55,513.77	11,927.99	9,100.00	0.00	76,541.76
CHAMPER, PETER B	FIREFIGHTER	Fire	71,718.73	2,088.50	2,672.00	0.00	76,479.23
OLSON, CHRISTOPHER L	FIREFIGHTER	Fire	70,093.08	2,024.22	4,310.00	0.00	76,427.30
FINLEY, ISAIAH I	FIREFIGHTER	Fire	71,735.41	2,101.11	2,500.00	0.00	76,336.52
KUNZ, JOSHUA X	OPERATIONS SUPERVISOR	Water/Treatment Plant	69,099.95	2,973.29	4,200.20	0.00	76,273.44
RAUDEBAUGH, BENJAMIN A	FIREFIGHTER	Fire	70,163.31	4,057.99	2,048.00	0.00	76,269.30
REITER, FREDERICK M	SUPERVISOR I	Water/Repair	52,973.69	12,764.02	10,452.38	0.00	76,190.09
MOTT, JOHN	FIREFIGHTER	Fire	71,742.28	2,066.95	2,124.00	0.00	75,933.23
ACKERMAN, ADRIAN L	PERMITTING & DEVELOP DIRECTOR	Community Development	73,693.74	0.00	2,207.68	0.00	75,901.42
YOUNG, AUSTIN	FIREFIGHTER	Fire	71,742.29	786.71	3,195.25	0.00	75,724.25
RAMEY, DEVIN W	FIREFIGHTER	Fire	71,725.60	533.00	3,448.00	0.00	75,706.60
ATWELL, PHILIP A	FIREFIGHTER	Fire	71,566.39	0.00	4,020.00	0.00	75,586.39
WOODS, MICHAEL R	FIREFIGHTER	Fire	69,896.66	1,229.13	4,416.00	0.00	75,541.79
HALL, AUSTIN M	PATROL OFFICER	Police	70,136.12	3,859.50	1,500.00	0.00	75,495.62
DAUGHERTY, MARK T	MANAGER	Airport	74,096.62	0.00	1,100.00	0.00	75,196.62
PICKERING, TRAVIS C II	FIREFIGHTER	Fire	60,832.38	10,810.69	3,520.64	0.00	75,163.71
YEATER, AUSTIN C	FIREFIGHTER	Fire	71,725.60	362.49	2,972.00	0.00	75,060.09

Employee	Position Title	Department	Base Salary	Overtime	Other	Separation Payouts	Total
SAMUEL, STEPHANIE R	PRINCIPAL OPERATIONS SUPERVISOR	Utility Collections	63,260.71	10,547.85	1,100.00	0.00	74,908.56
COOPER, SETH L	FIREFIGHTER	Fire	60,869.16	11,584.38	2,100.00	0.00	74,553.54
PUGH, KEVIN T	FOREMAN	Sewer/Repair	50,699.45	21,526.07	2,141.95	0.00	74,367.47
FRASE, KATHRYN E	PATROL OFFICER	Police	57,397.06	7,196.38	9,526.67	0.00	74,120.11
ARNOLD, TREVOR A	FIREFIGHTER	Fire	65,050.03	6,392.95	2,458.60	0.00	73,901.58
GULLEY, RICHARD M	INCOME TAX DIRECTOR	Finance Director/Income Tax	70,270.98	0.00	3,500.00	0.00	73,770.98
WHITCOMB, ROBERT Z	PATROL OFFICER	Police	68,545.86	3,086.44	1,800.00	0.00	73,432.30
DUPRE, WYATT A	FIREFIGHTER	Fire	60,869.16	10,484.41	1,800.00	0.00	73,153.57
BEHRENDSEN, SHANE M	PUBLIC SAFETY DISPATCHER	Public Safety Communications	54,043.20	17,348.83	1,370.22	0.00	72,762.25
BUCHANAN, ERIC D	PATROL OFFICER	Police	57,175.92	5,257.26	10,208.07	0.00	72,641.25
PHILLIPS, DEBRA L	SHIFT OPERATOR I	Water/Treatment Plant	55,367.40	14,337.48	2,735.77	0.00	72,440.65
COCKLEY, HEATHER M	ASSISTANT LAW DIRECTOR	Law Director	69,634.64	0.00	2,500.00	0.00	72,134.64
HOMER, KENNETH D	ASSISTANT LAW DIRECTOR	Law Director	69,634.64	0.00	2,500.00	0.00	72,134.64
MOORE, COLTON T	FIREFIGHTER	Fire	55,513.77	7,174.95	9,100.00	0.00	71,788.72
LUMP, STEPHEN B	SUPERVISOR I	Street	25,867.67	12,912.17	2,545.12	30,221.60	71,546.56
RYAN, PATRICK J	FIREFIGHTER	Fire	59,017.64	7,752.20	4,000.00	0.00	70,769.84
BOTDORF, JERRY A	OPERATIONS SUPERVISOR-CRIME LAB	Police/Major Crimes	62,683.52	969.54	6,977.78	0.00	70,630.84
BLAIR, CLAY D	PATROL OFFICER	Police	66,985.98	1,567.39	1,700.00	0.00	70,253.37
GRIFFETH, KEATON L	FIREFIGHTER	Fire	56,085.01	6,531.85	7,600.00	0.00	70,216.86
SWINDALL, BRANDON C	PATROL OFFICER	Police	56,933.32	1,992.41	11,286.00	0.00	70,211.73
SCOTT, ANGELA M	PUBLIC SAFETY DISPATCHER	Public Safety Communications	54,033.87	12,803.55	3,224.05	0.00	70,061.47
ECKERT, JOSHUA G	PATROL OFFICER	Police	57,131.47	3,495.15	8,950.47	0.00	69,577.09
ROSE, SHELIA A	DEPUTY CLERK	Clerk of Court	66,635.00	0.00	2,700.00	0.00	69,335.00
BUDD, JACOB L	PATROL OFFICER	Police	57,828.80	2,082.68	9,318.60	0.00	69,230.08
VOGUS, DAVID M	SHIFT OPERATOR	Sewer/Treatment Plant	50,102.80	15,164.46	3,828.90	0.00	69,096.16
SLATER, ELIJAH M	FIREFIGHTER	Fire	60,882.71	6,342.30	1,800.00	0.00	69,025.01
WHITNEY, GARRETT D	PATROL OFFICER	Police	51,872.75	3,416.93	13,541.80	0.00	68,831.48
THOMPSON, VICKIE J	PUBLIC SAFETY DISPATCHER	Public Safety Communications	54,035.21	12,723.10	1,870.22	0.00	68,628.53
BOTTORF, DOUGLAS A	BUILDING MAINTENANCE AIDE II	Maintenance	51,979.22	15,828.14	800.00	0.00	68,607.36
MESSER, PHILIP	BAILIFF	Municipal Court	59,036.47	0.00	9,558.71	0.00	68,595.18

Employee	Position Title	Department	Base Salary	Overtime	Other	Separation Payouts	Total
TAYLOR, JOSHUA R	PATROL OFFICER	Police	61,982.20	3,851.06	2,678.42	0.00	68,511.68
WINTERS, ZACHARY A	PATROL OFFICER	Police	58,679.49	6,787.08	2,900.00	0.00	68,366.57
GARN, MICHAEL R	FIREFIGHTER	Fire	57,402.74	9,091.17	1,700.00	0.00	68,193.91
SIEVING, MARK R	FIREFIGHTER	Fire	64,125.71	2,011.39	2,039.65	0.00	68,176.75
ABRAMS, LISA M	PUBLIC SAFETY DISPATCHER	Public Safety Communications	51,979.22	10,715.00	5,397.29	0.00	68,091.51
MILLIRON, MARC R	DEMO COORDINATOR/RES INSPECTOR	Permitting and Development	61,614.87	2,278.63	4,110.00	0.00	68,003.50
ROBERTS, CHRISTOL D	PUBLIC SAFETY DISPATCHER	Public Safety Communications	54,043.20	8,444.19	5,252.89	0.00	67,740.28
DELAUDER, BRINSON E	FIREFIGHTER	Fire	57,343.33	1,279.08	9,100.00	0.00	67,722.41
WEAVER, STACI L	PATROL OFFICER	Police	61,035.63	2,782.47	3,848.96	0.00	67,667.06
ABRAMS, MARK M	SUPERINTENDENT	Parks & Recreation	62,042.76	0.00	5,286.26	0.00	67,329.02
HIEATT, TIMOTHY J	BUILDING MAINTENANCE AIDE II	Maintenance	51,979.21	8,053.58	7,284.90	0.00	67,317.69
ZIMMERMANN, BRYAN P	FIREFIGHTER	Fire	53,493.30	11,589.67	2,100.00	0.00	67,182.97
MARX, ARIANNA N	PATROL OFFICER	Police	57,450.13	163.95	9,100.00	0.00	66,714.08
MCCLLENATHAN, BLAIR	DEPUTY CITY ENGINEER	Engineering	64,732.20	0.00	1,700.00	0.00	66,432.20
ELSTEN, CODY L	FIREFIGHTER	Fire	62,426.58	2,107.38	1,800.00	0.00	66,333.96
DAVIS, RENE J	DEPUTY CLERK	Clerk of Court	64,553.76	0.00	1,700.00	0.00	66,253.76
WHITE, TYRELL J	FIREFIGHTER	Fire	54,162.75	12,045.07	(596.69)	0.00	65,611.13
ALDRIDGE, SCOTT W	PROBATION OFFICER	Municipal Court	53,236.69	8,673.83	3,700.00	0.00	65,610.52
BARKACS, WILLIAM R	PROBATION OFFICER	Municipal Court	53,236.71	9,818.14	2,200.00	0.00	65,254.85
CAUDILL, JOEY E	MOTOR EQUIPMENT OPERATOR	Water/Repair	47,673.60	5,760.71	11,689.78	0.00	65,124.09
SNOW, HEATH	COMPUTER TECHNICIAN	Information Technology	51,979.21	6,305.13	6,614.15	0.00	64,898.49
DAWSON, COLIN C	FIREFIGHTER	Fire	54,205.76	8,240.07	2,057.01	0.00	64,502.84
FULK, GRANT A	FIREFIGHTER	Fire	55,521.39	985.64	7,600.00	0.00	64,107.03
MCGUIRE, MATTHEW J	FOREMAN	Sewer/Repair	47,673.60	10,369.20	6,057.68	0.00	64,100.48
BUHLER, REBECCA M	SUPERVISOR I	Public Safety Communications	53,419.17	6,709.82	3,462.31	0.00	63,591.30
SHAUM, COLLIN M	SUPERVISOR I	Public Safety Communications	57,247.21	3,487.47	2,600.00	0.00	63,334.68
DROLL, JUSTIN D	FIREFIGHTER	Fire	60,874.91	589.23	1,800.00	0.00	63,264.14
JEFFREY, ASHLEY S	PUBLIC SAFETY DISPATCHER	Public Safety Communications	52,619.20	9,048.68	1,570.22	0.00	63,238.10
EVERHART, JAMES F	LABORER	Street	43,694.24	15,607.91	3,902.85	0.00	63,205.00
WALPOLE, AUSTIN A	PATROL OFFICER	Police	53,862.24	0.00	9,100.00	0.00	62,962.24

Employee	Position Title	Department	Base Salary	Overtime	Other	Separation Payouts	Total
KRIEGEL, DANIEL L	PROBATION OFFICER	Municipal Court	56,917.67	0.00	5,927.73	0.00	62,845.40
YOCKEY, AMY L	EXECUTIVE ASST ADMINISTRATIVE	Law Director	58,833.09	0.00	3,900.00	0.00	62,733.09
HERGENRATHER, MAGGIE	DNA ANALYST	Police/Major Crimes	54,080.00	360.93	8,100.00	0.00	62,540.93
CAMPO, ROY F	MOTOR EQUIPMENT OPERATOR	Clearfork/Reservoir	47,673.60	13,377.13	1,340.06	0.00	62,390.79
BURTON, KASEY M	PUBLIC SAFETY DISPATCHER	Public Safety Communications	54,034.54	4,820.43	3,273.58	0.00	62,128.55
MCKEE, KENNETH P	PROJECT PLANNER	Engineering	59,594.60	0.00	2,500.00	0.00	62,094.60
BADNELL, DAVID C	JUDGE	Municipal Court	61,750.00	0.00	0.00	0.00	61,750.00
WESTFIELD, SARA	ASSIGNMENT COMMISSIONER	Municipal Court	57,645.14	0.00	4,100.00	0.00	61,745.14
DELANEY, JESSE M	COMPUTER TECHNICIAN	Information Technology	51,979.20	4,121.77	5,630.31	0.00	61,731.28
WISE, RONALD K	MAINTENANCE MECHANIC	Water/Treatment Plant	51,371.18	1,175.84	9,111.03	0.00	61,658.05
RIPPEY, HOLLY L	DEPUTY COURT ADMINISTRATOR	Municipal Court	57,645.15	0.00	4,000.00	0.00	61,645.15
ADAMS, ISAIAH A	FIREFIGHTER	Fire	58,991.34	953.66	1,700.00	0.00	61,645.00
BRINLEY, TIMOTHY	SUPERVISOR I/ELECTRIC INSPECTOR	Permitting and Development	56,978.93	442.43	4,212.86	0.00	61,634.22
HILDRETH, KIMBERLY K	PROJECT PLANNER	Engineering	56,464.72	0.00	5,071.72	0.00	61,536.44
LONG, ROBERT W	FOREMAN	Street	47,763.10	9,731.76	4,040.06	0.00	61,534.92
DAMRON, BAILEY L	FIREFIGHTER	Fire	54,185.03	5,117.99	2,100.00	0.00	61,403.02
MCCAULEY, HOLLIE R	CONFIDENTIAL SECRETARY	Police/Administration	52,330.89	5,748.95	2,950.74	0.00	61,030.58
MAGLOTT, BRADLEY A	MAINTENANCE MECHANIC	Water/Treatment Plant	51,979.20	8,139.79	900.00	0.00	61,018.99
CARPENTER, COREY T	MASON	Sewer/Repair	47,753.60	9,242.40	3,845.78	0.00	60,841.78
MCCARRICK, DAVID J	SHIFT OPERATOR	Sewer/Treatment Plant	47,673.60	8,818.47	4,150.08	0.00	60,642.15
BOOTHE, JONATHAN E	PUBLIC SAFETY DISPATCHER	Public Safety Communications	46,034.48	9,117.96	5,377.89	0.00	60,530.33
REED, CINDY S	EVIDENCE TECHNICIAN	Police/Major Crimes	51,979.20	4,379.17	4,100.00	0.00	60,458.37
COEY, RACHEL L	PUBLIC SAFETY DISPATCHER	Public Safety Communications	52,632.72	6,294.67	1,070.22	0.00	59,997.61
PHILLIPS, TONY A	MOTOR EQUIPMENT OPERATOR	Street	47,658.32	9,592.26	2,675.46	0.00	59,926.04
PATRICK, AARON	REPAIR WORKER	Water/Repair	45,822.41	10,135.89	3,731.32	0.00	59,689.62
WEST, ELIJAH B	FIREFIGHTER	Fire	57,155.11	810.61	1,700.00	0.00	59,665.72
BACK, TREY F	SHIFT OPERATOR	Water/Treatment Plant	50,382.80	8,973.51	300.00	0.00	59,656.31
MCCABE, MICHAEL C	UTILITY MAINTENANCE/DISPATCHER	Street	45,923.81	13,256.99	414.08	0.00	59,594.88
JACOBS, GARY L JR	REPAIR WORKER	Water/Repair	45,815.08	12,550.03	1,003.67	0.00	59,368.78
BRIGGS, NICHOLAS R	PROBATION OFFICER	Municipal Court	56,538.33	0.00	2,800.00	0.00	59,338.33



Employee	Position Title	Department	Base Salary	Overtime	Other	Separation Payouts	Total
BEE, CHRISTOPHER	MOTOR EQUIPMENT OPERATOR	Water/Repair	47,673.60	9,830.68	1,460.18	0.00	58,964.46
SAUDER, ADAM D	PARK EQUIPMENT OPERATOR	Parks & Recreation	43,654.40	9,759.42	5,361.09	0.00	58,774.91
JONES, MARTIN E	VICTIM OF CRIME ADVOCATE	Law Director	56,250.00	0.00	2,500.00	0.00	58,750.00
DAVIS, TRAYCEE A	EXECUTIVE ASST ADMINISTRATIVE	Law Director	56,161.49	0.00	2,500.00	0.00	58,661.49
NELSON, MICHAEL C	PATROL OFFICER	Police	55,588.60	2,753.71	313.27	0.00	58,655.58
MOORE, DAVID M	OPERATIONS SUPERVISOR	Airport	53,409.16	4,657.80	500.00	0.00	58,566.96
SWARN, ANDRE'	LABORER	Sewer/Repair	47,673.60	6,769.58	4,040.06	0.00	58,483.24
STORESINA, SAMUEL J	FOREMAN	Repair Garage	52,319.64	2,378.18	3,563.39	0.00	58,261.21
DEPINET, ANGELA R	PAYROLL SPECIALIST	Finance Director	57,855.21	0.00	300.00	0.00	58,155.21
FORTNER, MARQUIS D	PATROL OFFICER	Police	54,068.79	2,329.32	1,713.27	0.00	58,111.38
SHAFER, STEPHEN J	PATROL OFFICER	Police	54,868.60	2,989.14	213.27	0.00	58,071.01
ROMOSER, KIMBERLEY S	PROBATION OFFICER	Municipal Court	34,372.99	4,982.35	2,437.80	16,144.13	57,937.27
JENKINS, FRANCISCA T	SUPERVISOR I	Utility Collections	47,134.72	9,798.18	660.88	0.00	57,593.78
FREDERICI, PAMELA S	FINANCE OFFICER	Community Development	51,979.34	3.12	5,399.60	0.00	57,382.06
ARNDT, DANIEL P	SHIFT OPERATOR	Water/Treatment Plant	49,142.82	7,887.19	300.00	0.00	57,330.01
BACK, ISAAC M	LABORATORY TECHNICIAN	Water/Treatment Plant	51,979.21	0.00	5,176.91	0.00	57,156.12
MEADOWS, DENNIS L	FOREMAN	Water/Repair	50,975.54	2,265.76	3,740.06	0.00	56,981.36
GOODMAN, NOLAN A	PATROL OFFICER	Police	48,081.93	1,456.64	6,061.16	1,263.74	56,863.47
SONNHALTER, KRISTA M	CRIME ANALYST	Police/Administration	47,967.45	7,688.83	1,181.97	0.00	56,838.25
MAYER, MICHAEL J	PROBATION OFFICER	Municipal Court	53,209.95	0.00	3,400.00	0.00	56,609.95
DAY, PEGGY J	CONFIDENTIAL SECRETARY	Water/Repair	53,430.09	64.22	3,000.00	0.00	56,494.31
COLE, REATTA	FINANCE/INCOME TAX COURT COORD	Finance Director/Income Tax	49,774.40	1,263.64	5,357.20	0.00	56,395.24
RUSH, MEGAN L	PROBATION OFFICER	Municipal Court	53,236.70	889.12	2,200.00	0.00	56,325.82
GEIB, MICHAEL E	LABORER	Clearfork/Reservoir	45,652.00	7,191.84	3,386.86	0.00	56,230.70
ZACK, CRAIG A	COMP/ELEC/INSTR/TECHNICIAN	Sewer/Treatment Plant	51,979.27	1,649.56	2,600.24	0.00	56,229.07
VOELP, VALERIE L	PUBLIC SAFETY DISPATCHER	Public Safety Communications	51,979.21	749.70	3,470.22	0.00	56,199.13
MILLER, JUDITH L	CASE COORDINATOR	Law Director	50,834.70	0.00	5,200.00	0.00	56,034.70
JARVIS, DEBRA K	REHABILITATION OFFICER	Community Development	51,979.25	0.00	3,700.00	0.00	55,679.25
RUGGLES, SUZANNE M	DEPUTY CLERK	Clerk of Court	54,154.99	157.21	1,200.00	0.00	55,512.20
VOLZ, MATTHEW J	SHIFT OPERATOR	Water/Treatment Plant	51,148.40	1,311.83	3,017.12	0.00	55,477.35

Employee	Position Title	Department	Base Salary	Overtime	Other	Separation Payouts	Total
WEBB, REBECCA A	DEPUTY CLERK	Clerk of Court	54,154.99	315.30	1,000.00	0.00	55,470.29
TEETERS, EDWARD D II	MOTOR EQUIPMENT OPERATOR	Water/Repair	47,673.60	6,394.01	1,140.06	0.00	55,207.67
GIBSON, TAMMI L	LAB TECHNICIAN	Sewer/Treatment Plant	51,979.23	1,049.58	1,900.00	0.00	54,928.81
ROBISON, NOLAN A	FORENSIC INVESTIGATOR	Police/Major Crimes	52,307.53	1,360.02	1,253.90	0.00	54,921.45
WILLIAMS, JAMES D	SENIOR TRAFFIC TECHNICIAN	Street	48,276.75	0.00	4,753.37	1,811.41	54,841.53
HARROD, COREY J	MOTOR EQUIPMENT OPERATOR	Water/Repair	47,673.60	5,321.37	1,740.06	0.00	54,735.03
DEWIEL, GEORGE R	SOLIDS DEWATERING OPERATOR	Sewer/Treatment Plant	51,979.20	0.00	2,700.00	0.00	54,679.20
SNYDER, MICHELLE L	CONFIDENTIAL SECRETARY	Municipal Court	51,006.00	0.00	3,500.00	0.00	54,506.00
ALSEPT, TRAVIS	AUTOMOTIVE MECHANIC	Repair Garage	49,774.40	2,901.44	1,690.06	0.00	54,365.90
MCCUNE, JOHNNY R JR	SUPERVISOR I	Sewer/Repair	39,204.00	1,151.16	563.14	13,361.43	54,279.73
CAUDILL, JAMES	MOTOR EQUIPMENT OPERATOR	Water/Repair	48,170.41	2,578.28	3,496.35	0.00	54,245.04
COOVER, LISA K	ADMINISTRATIVE ASSISTANT	Fire	51,378.60	0.00	2,785.65	0.00	54,164.25
BISHOP, SANDRA M	DEPUTY CLERK (PART-TIME)	Clerk of Court	54,153.84	0.00	0.00	0.00	54,153.84
MARTIN, JESSICA L	RISK MANAGER/PROCUREMENT OFFICER	Human Resources	53,843.14	0.00	200.00	0.00	54,043.14
RAMEY, JORDAN N	PUBLIC SAFETY DISPATCHER	Public Safety Communications	39,612.40	3,176.08	11,040.85	0.00	53,829.33
WHISLER, SHAUN M	COMPUTER TECHNICIAN	Information Technology	51,979.22	215.73	1,600.00	0.00	53,794.95
BISHOFF, VALARIE F	UTILITY MAINTENANCE/DISPATCHER	Street	45,177.60	6,761.45	1,640.06	0.00	53,579.11
DAWSON, SCOTT S	MOTOR EQUIPMENT OPERATOR	Street	47,673.60	2,343.34	3,360.18	0.00	53,377.12
DRETZKA, BAILEY K	AUTOMOTIVE MECHANIC	Fire	48,817.22	0.00	1,788.70	2,764.31	53,370.23
HINES, LORI J	SECRETARY III	Water/Repair	45,822.40	4,788.42	2,700.00	0.00	53,310.82
SWOOPE, ROBERT J	LABORER	Street	11,345.60	972.48	0.00	40,895.03	53,213.11
RAMIREZ, ASHLEY	ADMINISTRATIVE ASSISTANT	Information Technology	52,672.93	0.00	500.00	0.00	53,172.93
GLENN, THOMAS H	BODY SHOP REPAIR WORKER	Repair Garage	49,774.40	20.94	3,250.00	0.00	53,045.34
VANDYKE, KRISTEN A	WATER VALVE TECHNICIAN	Water/Repair	47,673.60	3,511.41	1,740.06	0.00	52,925.07
HOLMES, AUSTIN M	SEWER CAMERA OPERATOR	Sewer/Repair	45,664.52	6,102.16	1,039.60	0.00	52,806.28
VANDYKE, BUCK A	WATER VALVE TECHNICIAN	Water/Repair	47,673.60	3,953.45	900.00	0.00	52,527.05
WEINER, DELAINE S	CLERK OF COUNCIL	City Council	51,678.55	0.00	300.00	0.00	51,978.55
KRILL, MICHELLE M	CONFIDENTIAL SECRETARY	Municipal Court	47,479.10	0.00	4,300.00	0.00	51,779.10
ACKERMAN, TYLER P	AUTOMOTIVE MECHANIC	Fire	49,774.41	0.00	1,990.06	0.00	51,764.47
SMITH, KATHRYN H	PROBATION OFFICER	Municipal Court	48,035.42	91.88	3,500.00	0.00	51,627.30

Employee	Position Title	Department	Base Salary	Overtime	Other	Separation Payouts	Total
HEDRICK, ELIZABETH	ASSIGNMENT COMMISSIONER	Municipal Court	49,086.11	0.00	2,500.00	0.00	51,586.11
PATTERSON, HILARY A	HUMAN RESOURCES SPECIALIST	Human Resources	48,792.12	0.00	2,576.62	0.00	51,368.74
SMITH, MATTHEW B	AUTOMOTIVE MECHANIC	Police	49,774.45	0.00	1,552.22	0.00	51,326.67
ELDER, JEFFREY A II	SEWER CAMERA OPERATOR	Sewer/Repair	47,559.00	1,908.09	1,800.00	0.00	51,267.09
RAMSEY, DON C	SUPERVISOR I - RECORDS	Police/Records	48,310.70	17.42	2,800.00	0.00	51,128.12
CARPENTER, JAMES L JR	PROBATION OFFICER	Municipal Court	48,576.65	0.00	2,400.00	0.00	50,976.65
RAINES, THERESEA L	STOREKEEPER	Water/Repair	47,673.60	137.52	3,140.06	0.00	50,951.18
BURTIN, MARIO	LABORER	Maintenance	42,140.80	7,919.53	800.00	0.00	50,860.33
CALLAHAN, LESLEY A	SUPVER I ENVIRONMENTAL COMPLIANC	Sewer/Treatment Plant	49,904.27	9.00	930.24	0.00	50,843.51
GALLOWAY, ARETHA N	ACCOUNT CLERK	Utility Collections	42,321.16	6,650.29	1,703.17	0.00	50,674.62
IMHOFF, RODNEY D	MOTOR EQUIPMENT OPERATOR	Airport	47,673.60	1,266.64	1,286.32	0.00	50,226.56
PORRITT, JAMES T	MOTOR EQUIPMENT OPERATOR	Water/Repair	47,673.60	0.00	2,300.08	0.00	49,973.68
STONE, SAMANTHA M	CASE COORDINATOR	Law Director	47,254.07	0.00	2,500.00	0.00	49,754.07
ROSS, LACONIA	ASSISTANT CLERK OF COUNCIL	City Council	49,716.50	0.00	0.00	0.00	49,716.50
HIGHLANDER, AMY A	TRANSCRIBER CLERK	Police/Records	37,275.89	0.00	0.00	12,274.93	49,550.82
PHILLIPS, CODY R	MASON	Water/Repair	47,662.14	928.26	911.46	0.00	49,501.86
STARCHER, MICHAEL L	SHIFT OPERATOR	Water/Treatment Plant	48,302.81	278.67	800.00	0.00	49,381.48
ROUB, GARY M	MOTOR EQUIPMENT OPERATOR	Street	47,673.60	997.08	680.22	0.00	49,350.90
MCCUNE, JOHNNY R III	MOTOR EQUIPMENT OPERATOR	Water/Repair	47,654.50	17.19	1,640.06	0.00	49,311.75
ROSE, HEATHER L	SAMPLING AIDE	Sewer/Treatment Plant	45,822.44	1,106.44	2,366.20	0.00	49,295.08
SOWDERS, JOHN L JR	MOTOR EQUIPMENT OPERATOR	Airport	47,673.60	0.00	1,600.08	0.00	49,273.68
DONALDSON, LORI A	HOUSING INSPECTOR	Permitting and Development	45,822.40	0.00	3,400.00	0.00	49,222.40
HUGHES, AARON C	REPAIR WORKER	Water/Repair	45,807.72	2,366.30	1,000.00	0.00	49,174.02
COOK, BRUCE A	MOTOR EQUIPMENT OPERATOR	Airport	47,673.60	0.00	1,360.18	0.00	49,033.78
TRIPLETT, VICTORIA L	ADMINISTRATIVE ASSISTANT	Engineering	45,607.90	0.00	3,354.15	0.00	48,962.05
BANKS, SUSAN A	SECRETARY III	Water/Repair	45,822.45	5.51	2,900.00	0.00	48,727.96
CARPENTER, KEIRSTYN M	PAYROLL CLERK	Finance Director	48,474.07	0.00	200.00	0.00	48,674.07
BAKER, JEB E	PARK EQUIPMENT OPERATOR	Parks & Recreation	42,140.80	2,384.86	3,942.07	0.00	48,467.73
ROBERTS, TERESA L	SAMPLING AIDE	Sewer/Treatment Plant	45,822.45	0.00	2,300.00	0.00	48,122.45
JORDAN, ADDI L	ACCOUNT CLERK	Utility Collections	43,929.60	3,864.83	300.00	0.00	48,094.43

Employee	Position Title	Department	Base Salary	Overtime	Other	Separation Payouts	Total
DURHAM, ANGELA D	CONFIDENTIAL SECRETARY	Municipal Court	44,251.00	0.00	3,800.00	0.00	48,051.00
CALDWELL, MONTELL G	LABORER	Street	42,140.80	5,485.16	342.22	0.00	47,968.18
VAVRA, JEFFERY D	LABORER	Water/Repair	42,140.80	4,874.76	453.46	0.00	47,469.02
BAITH, SAGE W	MOTOR EQUIPMENT OPERATOR	Street	44,555.06	2,153.42	684.04	0.00	47,392.52
DEEMS, KASSIE	UTILITY MAINTENANCE/DISPATCHER	Street	46,009.60	823.68	200.00	0.00	47,033.28
SABO, JOSEPH C	PATROL OFFICER	Police	45,823.26	1,018.74	100.00	0.00	46,942.00
SEEDERS, RHONDA L	POLICE RECORDS CLERK	Police/Records	43,929.60	0.00	2,900.00	0.00	46,829.60
STREIB, TYLER J	REPAIR WORKER	Water/Repair	45,929.20	315.14	535.62	0.00	46,779.96
BRYANT, BRITNEY N	FINANCE CLERK	Finance Director/Income Tax	45,822.42	2.75	938.79	0.00	46,763.96
SMITH, WHITNEY L	MASON	Sewer/Repair	45,864.80	309.42	535.44	0.00	46,709.66
LESTER, JASON E	MOTOR EQUIPMENT OPERATOR	Water/Repair	44,558.88	1,038.56	1,040.06	0.00	46,637.50
CRIDER, RUSSELL K	SHIFT OPERATOR	Water/Treatment Plant	40,989.20	5,445.53	200.00	0.00	46,634.73
MOORE, JAMIE	ACCOUNTS RECEIVABLE SPECIALIST	Finance Director	46,112.64	0.00	500.00	0.00	46,612.64
KING, KATHRYN A	FINANCE CLERK	Finance Director/Income Tax	45,822.41	543.19	239.11	0.00	46,604.71
DEGREEN, GREGORY M	REPAIR WORKER	Water/Repair	45,822.40	16.61	700.00	0.00	46,539.01
RAMIREZ, JASON L	HOUSING INSPECTOR	Permitting and Development	45,822.42	5.57	700.00	0.00	46,527.99
EDWARDS, ADRIANNE M	CONFIDENTIAL SECRETARY	Police/Administration	45,819.16	0.00	700.00	0.00	46,519.16
TURNER, LORIE A	FINANCE CLERK	Finance Director/Income Tax	45,822.48	289.14	300.00	0.00	46,411.62
LAMB, GLEN D	LABORER	Water/Repair	42,140.80	1,202.14	3,023.18	0.00	46,366.12
MARTIN, JEFFREY	FOREMAN	Utility Collections	45,391.93	146.55	700.00	0.00	46,238.48
LEE, RICHARD E	INSTALLER	Utility Collections	43,929.60	0.00	1,800.00	0.00	45,729.60
BISHOP, PAIGE	DEPUTY CLERK	Clerk of Court	44,834.00	0.00	600.00	0.00	45,434.00
HERDER, JENNIFER	DEPUTY CLERK	Clerk of Court	44,834.00	0.00	600.00	0.00	45,434.00
ARDIS, ANNA	DEPUTY CLERK	Clerk of Court	44,833.99	0.00	600.00	0.00	45,433.99
HOFFERT, JOAN M	ADMINISTRATIVE ASSISTANT	Police/Metrich/SIU	41,912.00	0.00	3,312.00	0.00	45,224.00
PINA, CINDY K	ACCOUNT CLERK	Permitting and Development	43,929.60	253.71	900.00	0.00	45,083.31
THOMPSON, TAMARA M	ACCOUNT CLERK	Permitting and Development	43,929.60	89.76	1,000.00	0.00	45,019.36
LENTZ, HARRY M	MOTOR EQUIPMENT OPERATOR	Street	40,289.15	3,892.93	802.87	0.00	44,984.95
HAUGHT, TYLER A	MOTOR EQUIPMENT OPERATOR	Sewer/Repair	34,229.62	3,036.55	7,679.32	0.00	44,945.49
COOK, ANDREA L	POLICE AIDE	Police/Administration	42,140.81	0.00	2,800.00	0.00	44,940.81

Employee	Position Title	Department	Base Salary	Overtime	Other	Separation Payouts	Total
FOSS, ISAAC	PARK EQUIPMENT OPERATOR	Parks & Recreation	42,140.80	1,350.68	1,405.40	0.00	44,896.88
BARKER, ALEXANDRIA L	LABORER	Clearfork/Reservoir	42,140.80	578.13	2,100.00	0.00	44,818.93
SHEPHERD, SHAWN H	MOTOR EQUIPMENT OPERATOR	Sewer/Repair	33,818.78	3,411.14	7,562.97	0.00	44,792.89
ROMAS, ANGELO C	TRAFFIC TECHNICIAN	Street	42,140.80	61.07	2,442.56	0.00	44,644.43
GRASKA, LAELA M	TRANSCRIBER CLERK	Police/Administration	44,038.80	158.77	400.00	0.00	44,597.57
CURLEY, RAYNETTE M	POLICE RECORDS CLERK	Police/Records	43,929.60	0.00	650.00	0.00	44,579.60
LAMB, BROOKLYN	ACCOUNT CLERK	Utility Collections	43,929.60	236.03	300.00	0.00	44,465.63
PARTIN, TESS V	POLICE RECORDS CLERK	Police/Records	43,929.60	0.00	500.00	0.00	44,429.60
PAGE, SHONDREA L	ACCOUNT CLERK	Utility Collections	43,919.39	271.86	205.28	0.00	44,396.53
BARNETT, BRADLEY R	AUTOMOTIVE MECHANIC	Repair Garage	41,533.12	2,194.45	650.00	0.00	44,377.57
RODRIGUEZ, AARON N	LABORER	Sewer/Repair	42,127.30	1,755.29	365.16	0.00	44,247.75
MONTGOMERY, MEGAN D	POLICE RECORDS CLERK	Police/Records	43,165.92	55.73	900.00	0.00	44,121.65
MCGINTY, BLAKE E	LABORER	Water/Repair	42,125.62	1,305.84	575.98	0.00	44,007.44
KUNZ, KATIE	ACCOUNT CLERK	Utility Collections	43,247.06	180.69	468.14	0.00	43,895.89
SINGLETON, ANGEL	RECREATION COORDINATOR II	Parks & Recreation	39,531.91	3,751.92	600.00	0.00	43,883.83
WOOD, REDMOND S	G.I.S. SPECIALIST	Engineering	43,877.01	0.00	0.00	0.00	43,877.01
KUNZ, ZACHARY P	LABORER	Water/Repair	42,140.80	1,353.43	311.95	0.00	43,806.18
TEETERS, JUSTIN D	MOTOR EQUIPMENT OPERATOR	Water/Repair	42,581.28	25.79	1,160.18	0.00	43,767.25
DAWSON, TYLER A	LABORER	Water/Repair	42,140.80	887.03	636.58	0.00	43,664.41
FRANCIS, CHRISTIAN	LABORER	Sewer/Repair	42,140.80	927.34	570.80	0.00	43,638.94
HOLLAND, AUDREE E	SEWER CAMERA OPERATOR	Sewer/Repair	37,869.66	4,611.40	966.13	0.00	43,447.19
WELLINGTON, TAKIYAH M	ADMINISTRATIVE ASSISTANT	Fire	43,013.60	0.00	200.00	0.00	43,213.60
RODRIGUEZ, BRIDGET D	ACCOUNT CLERK	Utility Collections	42,209.60	2.64	1,000.00	0.00	43,212.24
SHOUP, JULIE L	SAFETY-SERVICE ADMIN ASST	Safety-Service Director	42,975.03	0.00	100.00	0.00	43,075.03
COFFMAN, BLAKE A	LABORER	Sewer/Repair	38,352.62	4,295.67	261.84	0.00	42,910.13
HIGHLANDER, JAMES F III	LABORER	Police	42,140.80	0.00	700.00	0.00	42,840.80
FREDERICK, ALYSSA R	ADMINISTRATIVE ASSISTANT	Parks & Recreation	41,920.00	0.00	800.00	0.00	42,720.00
DILLON, ERIC	AUTOMOTIVE MECHANIC	Repair Garage	32,544.81	1,581.03	1,065.98	6,729.44	41,921.26
FOULKS, BRITTANY M	ACCOUNT CLERK	Utility Collections	38,184.96	10.56	900.00	2,565.72	41,661.24
BAKER, MICHAEL D	LABORER	Sewer/Repair	37,543.78	3,795.25	220.64	0.00	41,559.67

Employee	Position Title	Department	Base Salary	Overtime	Other	Separation Payouts	Total
DONELSON, LLOYD C	MEO	Street	33,361.97	5,921.22	643.74	1,628.40	41,555.33
JONES, DIANA	OFFICE MANAGER	Finance Director	40,208.00	0.00	1,250.00	0.00	41,458.00
WHITESEL, BRITTNAY L	DEPUTY CLERK	Clerk of Court	40,433.97	0.00	950.00	0.00	41,383.97
CHUMNEY, SHAWNA L	FINANCE CLERK	Finance Director/Income Tax	39,609.76	1,299.17	200.00	0.00	41,108.93
BRIGGS, BRIAN T	FIREFIGHTER	Fire	25,811.71	983.30	1,750.00	12,468.45	41,013.46
SMITH, CORY W	SHIFT OPERATOR	Sewer/Treatment Plant	37,854.66	1,227.06	1,700.77	0.00	40,782.49
WENDLING, LUKE M	SUPERVISOR I	Public Safety Communications	34,507.84	1,285.07	334.70	3,831.24	39,958.85
SCHIVINSKI, STEVEN A	INCOME TAX ENFORCEMENT OFFICER	Finance Director/Income Tax	38,738.33	0.00	600.00	0.00	39,338.33
BOEBEL, CADEN J	FIREFIGHTER	Fire	33,032.98	5,048.56	1,250.00	0.00	39,331.54
BISTLINE, DIANNE L	FINANCE CLERK	Finance Director/Income Tax	20,267.61	515.13	0.00	18,353.11	39,135.85
POWELL, DARION E	MOTOR EQUIPMENT OPERATOR	Sewer/Repair	37,554.81	166.67	1,053.43	0.00	38,774.91
HAAS, LOGAN M	FIREFIGHTER	Fire	33,032.98	2,986.55	2,282.28	0.00	38,301.81
PFEIFER, AUBREY M	PUBLIC SAFETY DISPATCHER	Public Safety Communications	37,765.03	530.97	0.00	0.00	38,296.00
BACK, MASON T	INSTALLER	Utility Collections	31,523.57	0.00	6,600.00	0.00	38,123.57
ANTRICAN, GINGER L	YOUTH COORDINATOR	Police	35,263.81	0.00	2,664.40	0.00	37,928.21
BROOKS, MONTE' K	INSTALLER	Utility Collections	31,119.68	7.48	6,601.21	0.00	37,728.37
PERRY, ZOEY D	ACCOUNT CLERK	Utility Collections	35,624.91	186.26	1,703.52	0.00	37,514.69
SWORD, ROCKY L	FIREFIGHTER	Fire	33,032.98	2,387.18	1,250.00	0.00	36,670.16
KISSEL, RICHARD L	MAINTENANCE MECHANIC	Water/Treatment Plant	5,597.76	1,049.58	0.00	29,778.08	36,425.42
MCCUNE, LYNETTE	DEPUTY CLERK	Clerk of Court	34,200.00	0.00	1,375.00	0.00	35,575.00
KAEHR, JONATHON F	LABORER	Sewer/Repair	30,782.32	2,743.03	1,007.61	0.00	34,532.96
FIRMI, LAWRENCE A	FIREFIGHTER	Fire	33,032.98	48.39	1,250.00	0.00	34,331.37
PERKINS, SHAWNA	DEPUTY CLERK	Clerk of Court	34,200.00	0.00	0.00	0.00	34,200.00
WATERER, KELSEY N	DEPUTY CLERK	Clerk of Court	34,200.00	0.00	0.00	0.00	34,200.00
MCVEY, TRACE C	LABORER	Sewer/Repair	29,308.00	1,868.45	2,657.05	0.00	33,833.50
SHIPLER, DEA M	ACCOUNT CLERK	Utility Collections	31,808.41	216.01	1,600.00	0.00	33,624.42
REMY, DAVID L	PUBLIC WORKS DIRECTOR	Public Works Director	2,617.85	0.00	3,739.79	26,727.38	33,085.02
GORDON, JACOB W	PATROL OFFICER	Police	16,848.33	639.82	15,500.00	0.00	32,988.15
COBB, MARK A	VICTIM OF CRIME ADVOCATE (PT)	Law Director	30,463.28	0.00	2,500.00	0.00	32,963.28
REED, AVERY J	PATROL OFFICER	Police	16,992.33	0.00	15,500.00	0.00	32,492.33

Employee	Position Title	Department	Base Salary	Overtime	Other	Separation Payouts	Total
VANDYKE, BROCK A	LABORER	Clearfork/Reservoir	32,183.73	151.35	111.80	0.00	32,446.88
BOTDORF, CIAN W	PATROL OFFICER	Police	16,421.79	639.82	15,000.00	0.00	32,061.61
NEWBERRY, ALEX	AUDIT MANAGER	Finance Director	31,153.82	0.00	875.00	0.00	32,028.82
BUNN, MATTHEW C	MAINTENANCE MECHANIC	Sewer/Treatment Plant	24,266.60	5,659.41	0.00	0.00	29,926.01
SNAY, JERRY D	TREASURY MANAGER	Finance Director	27,461.46	0.00	0.00	0.00	27,461.46
DARBY, BRIAN J II	BAILIFF (PART-TIME)	Municipal Court	26,431.69	0.00	0.00	0.00	26,431.69
GERMANN, TINA L	MAYORS EXECUTIVE ASSISTANT	Mayor	23,750.00	0.00	0.00	0.00	23,750.00
BRUCE, JAKE A	FIREFIGHTER	Fire	21,678.10	67.74	1,750.00	0.00	23,495.84
WEBB, BAILEY J	PUBLIC SAFETY DISPATCHER	Public Safety Communications	21,905.25	422.64	0.00	0.00	22,327.89
HAGEDORN, AARON S	PERMITTING & DEVELOPMENT OFFICIAL	Permitting and Development	21,983.92	63.79	40.33	73.27	22,161.31
MYERS, DALE	COURT SECURITY OFFICER (PT)	Municipal Court	21,311.95	0.00	0.00	0.00	21,311.95
FULLER, JOHN E	COURT SECURITY OFFICER (PT)	Municipal Court	20,618.32	0.00	0.00	0.00	20,618.32
PRICE, GEOFFREY M	CHIEF TECHNOLOGY OFFICER	Information Technology	18,366.53	0.00	375.00	0.00	18,741.53
LANTZ, JACK F	COURT SECURITY OFFICER (PT)	Municipal Court	18,541.52	0.00	0.00	0.00	18,541.52
GERHART, JAYDEN P	ACCOUNT CLERK	Utility Collections	17,355.52	128.62	1,000.00	0.00	18,484.14
WASHINGTON, DWANA R	CONFIDENTIAL SECRETARY	Municipal Court	1,836.20	0.00	0.00	16,428.01	18,264.21
CLARK, KODI D	PATROL OFFICER	Police	16,421.79	639.82	0.00	0.00	17,061.61
BERRIER, LAYNE M	PATROL OFFICER	Police/Major Crimes	1,919.43	0.00	15,000.00	0.00	16,919.43
GOODWIN, MASON E	PATROL OFFICER	Police/Major Crimes	1,919.43	0.00	15,000.00	0.00	16,919.43
TUFTS-DAVISON, MARIO K	PATROL OFFICER	Police/Major Crimes	1,919.43	0.00	15,000.00	0.00	16,919.43
MORRIS, DAN B	INTERMITTENT	Clearfork/Reservoir	16,116.80	197.75	0.00	0.00	16,314.55
WILSON, TIFFANY L	SUPERVISOR I/COLLECTIONS SPECIAL	Utility Collections	13,771.44	56.03	1.86	0.00	13,829.33
ALLEN, EMILIE	FINANCE CLERK	Finance Director	12,216.00	1.91	625.00	0.00	12,842.91
VULGAMORE, JEFFREY A JR	AUTOMOTIVE MECHANIC	Repair Garage	11,377.62	1,092.81	119.59	0.00	12,590.02
SGAMBELLONE, MIA A	PUBLIC SAFETY DISPATCHER	Public Safety Communications	11,803.28	0.00	0.00	774.84	12,578.12
BUSHONG, WILLIAM L	COURT SECURITY OFFICER (PT)	Municipal Court	11,737.48	0.00	0.00	0.00	11,737.48
WASILEWSKI, GREGORY	COURT SECURITY OFFICER (PT)	Municipal Court	11,659.98	0.00	0.00	0.00	11,659.98
YANKOVICH, MICHAEL D	BAILIFF (PART-TIME)	Municipal Court	11,659.00	0.00	0.00	0.00	11,659.00
TORRENCE, ELIJAH J	GIS SPECIALIST	Engineering	9,456.28	0.00	0.00	1,921.99	11,378.27
CARROLL, ALEXANDRIA D	ACCOUNT CLERK	Utility Collections	10,483.20	29.19	625.00	0.00	11,137.39

Employee	Position Title	Department	Base Salary	Overtime	Other	Separation Payouts	Total
VANHARLINGEN, MARY J	FULL-TIME TEMPORARY TECH. AIDE	Engineering	10,976.00	0.00	0.00	0.00	10,976.00
WILSON, JAMES E	FULL-TIME TEMPORARY	Parks & Recreation	10,738.44	84.70	0.00	0.00	10,823.14
FRONTZ, SKIPPER T SR	INTERMITTENT	Clearfork/Reservoir	10,091.88	0.00	224.00	0.00	10,315.88
OWENS, GABRIEL A	MOTOR EQUIPMENT OPERATOR	Sewer/Repair	8,957.60	666.59	221.55	0.00	9,845.74
ADAMESCU, JILL A	DEPUTY CLERK (PART-TIME)	Clerk of Court	9,328.00	0.00	0.00	0.00	9,328.00
THARP, JOHN L	PERMITTING & DEVELOP OFFICIAL	Permitting and Development	9,000.00	3.12	0.00	0.00	9,003.12
AKUCHIE, ELEAZER A	COUNCIL WARD 3	City Council	8,731.00	0.00	0.00	0.00	8,731.00
BURNS, LAURA M	COUNCIL WARD 1	City Council	8,731.00	0.00	0.00	0.00	8,731.00
DALEY, CYNTHIA A	COUNCIL WARD 4	City Council	8,731.00	0.00	0.00	0.00	8,731.00
DIAZ, AURELIO V	COUNCIL WARD 5	City Council	8,731.00	0.00	0.00	0.00	8,731.00
FALQUETTE, DAVID C	COUNCIL AT-LARGE	City Council	8,731.00	0.00	0.00	0.00	8,731.00
MEIER, CHERYL L	COUNCIL WARD 2	City Council	8,731.00	0.00	0.00	0.00	8,731.00
MOUNT, DEBORAH J	COUNCIL WARD 6	City Council	8,731.00	0.00	0.00	0.00	8,731.00
SCOTT, PHILLIP E	COUNCIL PRESIDENT	City Council	8,731.00	0.00	0.00	0.00	8,731.00
SPON, JOHN R JR	ASST LAW DIRECTOR	Law Director	7,537.00	0.00	0.00	0.00	7,537.00
SCHACHERER, JAMIE L	COURT ADMINISTRATOR	Municipal Court	3,701.40	0.00	0.00	3,753.52	7,454.92
LINN, JAKE M	ASST LAW DIRECTOR	Law Director	6,840.00	0.00	0.00	0.00	6,840.00
ZADER, STEPHANIE	COUNCIL AT-LARGE	City Council	6,548.22	0.00	0.00	0.00	6,548.22
WILLIAMS, ALEXIS C	PUBLIC SAFETY DISPATCHER	Public Safety Communications	6,144.29	211.32	0.00	0.00	6,355.61
WILSON, JENNIFER K	CONFIDENTIAL SECRETARY	Municipal Court	3,502.08	0.00	0.00	2,591.19	6,093.27
BUCHANAN, STACY	DEPUTY CLERK	Clerk of Court	4,200.00	0.00	0.00	1,833.30	6,033.30
THOMPSON, JERRY W III	FULL-TIME TEMPORARY	Water/Repair	5,498.96	0.00	0.00	0.00	5,498.96
WOKOJANCE, CALEB B	AUTOMOTIVE MECHANIC	Repair Garage	4,687.20	491.85	283.29	0.00	5,462.34
DROPSEY, PATRICK W	CLERK CIVIL SERVICE COMMISSION	Civil Service Commission	5,400.00	0.00	0.00	0.00	5,400.00
HATFIELD, ADLER T	FULL-TIME TEMPORARY TECH. AIDE	Engineering	5,240.67	0.00	0.00	0.00	5,240.67
GARRICK, MICHAEL D	FULL-TIME TEMPORARY	Parks & Recreation	5,071.04	29.40	0.00	0.00	5,100.44
EBERST, MILES D	FULL-TIME TEMPORARY	Parks & Recreation	4,725.25	34.65	0.00	0.00	4,759.90
NELSON, KERRY C	CONFIDENTIAL SECRETARY	Municipal Court	2,040.22	0.00	125.00	2,505.98	4,671.20
DAVIS, VALARIE V	CONFIDENTIAL SECRETARY	Law Director	936.78	0.00	0.00	3,188.75	4,125.53
THOMPSON, JERRY W II	COMMISSIONER CIVIL SERVICE	Civil Service Commission	4,050.00	0.00	0.00	0.00	4,050.00



Employee	Position Title	Department	Base Salary	Overtime	Other	Separation Payouts	Total
UTT, GARY	COMMISSIONER CIVIL SERVICE	Civil Service Commission	4,050.00	0.00	0.00	0.00	4,050.00
GRAY, SANDRA G	FINANCE CLERK	Finance Director/Income Tax	3,542.64	0.00	0.00	0.00	3,542.64
BATTISTI, ANGELA M	FINANCE CLERK	Finance Director/Income Tax	3,517.19	0.00	0.00	0.00	3,517.19
SIMS, TIFFENY L	FULL-TIME TEMPORARY	Parks & Recreation	3,256.00	0.00	195.50	0.00	3,451.50
BOOKMYER, CHAD D	MEO	Sewer/Repair	3,324.74	4.00	77.16	0.00	3,405.90
RIGGLEMAN, MELANIE A	COMMISSIONER CIVIL SERVICE	Civil Service Commission	3,037.50	0.00	185.08	0.00	3,222.58
CLOVER, JESSICA R	DEPUTY CLERK (PART-TIME)	Clerk of Court	3,200.00	0.00	0.00	0.00	3,200.00
MATTER, CELSEY M	FULL-TIME TEMPORARY	Parks & Recreation	3,138.00	0.00	0.00	0.00	3,138.00
WADE, MADELYN S	FULL-TIME TEMPORARY	Parks & Recreation	3,018.00	0.00	0.00	0.00	3,018.00
BARR, SUZANNE K	BAILIFF (PART-TIME)	Municipal Court	2,998.36	0.00	0.00	0.00	2,998.36
MYERS, JOVONTE G	FULL-TIME TEMPORARY	Parks & Recreation	2,796.00	0.00	0.00	0.00	2,796.00
PORRITT, KASIMIR	REPAIR WORKER	Water/Repair	881.20	0.00	0.00	1,122.95	2,004.15
ROBERTSON, SHARI L	COUNCIL AT-LARGE	City Council	1,971.55	0.00	0.00	0.00	1,971.55
MCMANES, PIPER E	FULL-TIME TEMPORARY	Finance Director	1,475.20	0.00	0.00	0.00	1,475.20
BRUBAKER, CAELYN D	TEACHER	Police/Safety Town	988.00	0.00	0.00	0.00	988.00
VOELP, SARAH A	TEACHER	Police/Safety Town	988.00	0.00	0.00	0.00	988.00
WILLIAMS, BRYNNA R	TEACHER	Police/Safety Town	988.00	0.00	0.00	0.00	988.00
VARNER, MELODY C	TEACHER'S AIDE	Police/Safety Town	794.20	0.00	0.00	0.00	794.20
WHITNEY, M LORE	MAGISTRATE (PT)	Municipal Court	665.34	0.00	110.89	0.00	776.23
REEF, JOSEPHINE A	TEACHER'S AIDE	Police/Safety Town	773.30	0.00	0.00	0.00	773.30
WILLIAMS, TAYLOR J	TEACHER'S AIDE	Police/Safety Town	752.40	0.00	0.00	0.00	752.40
BOOTHE, MAHALA R	TEACHER'S AIDE	Police/Safety Town	668.80	0.00	0.00	0.00	668.80
HUGHES, JOSHUA J	MEO	Sewer/Repair	640.40	0.00	13.19	0.00	653.59
MESSER, DEBBRA J	INTERMITTENT	Finance Director	428.01	0.00	0.00	0.00	428.01
MCPEEK, MICAH F	FULL-TIME TEMPORARY TECH. AIDE	Engineering	101.50	0.00	0.00	0.00	101.50
PERRIGAN, ZANDER A	INTERMITTENT	Law Director	96.00	0.00	0.00	0.00	96.00

## Vendor Payments

The following report lists all vendors who received in total at least \$5,000 in payments.

## Vendor Invoice Summary

Payment Date Range 01/01/24 - 12/31/24

Sort By Payment Amount (greater than \$5,000)

Vendor	Number of Invoices	Total Invoice Amount
5177 - SHOOK CONSTRUCTION COMPANY	15	\$10,927,384.36
133 - ANTHEM	53	10,735,586.68
1504 - KOKOSING CONSTRUCTION COMPANY INC	14	4,275,848.94
2106 - OHIO POLICE AND FIRE PENSION FUND	17	3,367,391.72
2394 - RICHLAND COUNTY COMMISSIONERS	18	2,954,518.60
41 - ADENA CORPORATION	9	2,748,390.33
2107 - OHIO PUBLIC EMPLOYEES RETIREMENT SYSTEM	25	2,544,659.47
212 - BANK OF NEW YORK MELLON	4	2,539,937.50
1446 - K.E. MCCARTNEY & ASSOCIATES INC	222	2,448,482.58
2081 - OHIO EDISON COMPANY	354	1,808,064.77
1421 - JP MORGAN CHASE BANK NA	498	1,720,956.45
4103 - RC LAND REUTILIZATION CORP.	14	1,358,587.01
2595 - SHELLY & SANDS INC	6	1,196,655.43
5598 - DRIVEN EXCAVATING LLC	6	936,087.56
5473 - STEALTH PARTNER GROUP LLC	12	816,021.50
3552 - PUBLIC ENTITIES POOL OF OHIO	9	737,835.00
857 - EMH&T	28	646,472.32
2754 - STUDER-OBRINGER, INC.	9	554,931.79
4402 - MG ENERGY	38	510,689.81
5441 - BRIGHTSPEED	315	485,695.23
313 - BONDED CHEMICALS INC	43	462,381.00
328 - BP	12	437,817.74
4472 - BK LAYER LLC	26	412,822.56
3002 - VASU COMMUNICATIONS INC	17	401,572.00
427 - CARGILL INCORPORATED	17	390,013.33
5263 - MIDSTATES RECREATION	4	341,217.00
4603 - CORE & MAIN LP	108	333,824.81
1466 - KEY GOVERNMENT FINANCE, INC.	7	329,257.93
5051 - WALLACE & PANCHER INC DBA WALLACEPANCHER GROUP	16	316,759.79
5429 - COMMUNITY FIRST NATIONAL BANK	2	289,620.03
3448 - DELTA DENTAL PLAN OF OHIO INC	34	286,084.62
5616 - GREENWICH ELECTRIC INC	3	283,244.92
4441 - UTILITY SERVICE CO INC	4	275,978.72
1061 - GETZ BUILDERS INC	4	263,010.19

455 - CEMENT PRODUCTS INC	25	260,921.13
5698 - IRONSITE INC	3	251,912.09
817 - E S BEVERIDGE & ASSOC INC	63	251,069.50
3508 - PATTERSON POPE	1	247,926.29
4731 - WELLINGTON IMPLEMENT CO INC	19	237,281.98
2908 - TREASURER STATE OF OHIO	111	233,635.04
2983 - UTILITY TRUCK EQUIPMENT INC	1	223,954.00
4016 - VALLEY FORD TRUCK, INC	1	222,884.00
4694 - C ESHELMAN CONCRETE	12	207,898.00
2490 - SAL CHEMICAL	17	206,291.07
569 - COLUMBIA GAS OF OHIO	255	203,343.14
4781 - FREDERICKTOWN CHEVROLET CO INC	5	201,603.40
4305 - KAMENIK BROTHERS LLC	6	201,030.41
791 - DOWNTOWN MANSFIELD INC	27	176,003.34
3334 - OHIO WATER DEVELOPMENT AUTHORITY	2	170,752.32
5197 - JIM SHORKEY FORD	4	166,133.20
3513 - USALCO	28	164,643.37
4141 - MEDICOUNT MANAGEMENT INC	12	161,268.23
2836 - HARTFORD LIFE AND ACCIDENT INSURANCE COMPANY	48	160,780.41
2245 - UNITED STATES POSTAL SERVICE	8	157,951.70
562 - COLE DISTRIBUTING INC	57	155,133.63
5537 - 3SG PLUS LLC	12	147,002.50
5413 - PATRICK H YEAGER DBA YEAGER HOME IMPROVEMENT LLC	10	144,139.00
1528 - KYROU CONSTRUCTION LLC	10	143,750.00
2663 - SMITH PAVING & EXCAVATING INC	4	142,638.75
5629 - ES CONSULTING INC	64	140,165.44
297 - BLUST, STEPHEN	9	139,746.69
3867 - DELTA AIRPORT CONSULTANTS, INC.	3	136,452.12
5133 - SUPERION LLC	14	134,066.64
229 - BARTLEY & BOLIN INC	2	133,404.89
4460 - WOOLPERT INC	4	131,581.91
5019 - POLYDYNE INC	10	130,809.60
1698 - DESTINATION MANSFIELD - RICHLAND COUNTY	28	128,158.34
1723 - MARZANE MATERIALS	16	127,536.74
5717 - FRELINDA LLC	1	123,098.67
5597 - FROM THE GROUND UP DBA JEREMY HUFF EXCAVATION	7	121,260.00
4618 - CLARK EQUIPMENT COMPANY	2	113,648.65
1384 - JESS HOWARD ELECTRIC CO	5	109,516.00
5331 - FLOCK GROUP INC DBA FLOCK SAFETY	9	108,900.00
4379 - CATALIS COURTS & LAND RECORDS LLC	2	106,671.74
2288 - PRO-TECH SECURITY SALES	6	104,182.94
4723 - DEERE & COMPANY	3	102,398.37
3286 - AFSCME OHIO COUNCIL 8	26	101,042.80
3005 - VERIZON WIRELESS	181	98,925.10

2528 - SCHMIDT SECURITY PRO	41	97,739.67
1163 - HAMMETT ASPHALT PAVING, INC	3	96,140.00
4861 - R & D EXCAVATING SVC LLC	6	93,030.00
922 - FERGUSON WATERWORKS	11	92,757.67
2698 - SPITZER MOTORS OF MANSFIELD INC	15	90,708.83
5509 - MONTROSE FORD LLC DBA MONTROSE FORD	2	90,424.70
3735 - CONSTELLATION NEWENERGY GAS DIVISION, LLC	12	90,269.63
2144 - OYSTER PAVEMENT MAINTENANCE INC	8	89,545.20
5004 - THE HERALD INC	111	88,489.45
3156 - WORNER ROOFING CO	13	87,754.00
918 - FEDEX	76	86,462.41
1779 - ELAN FINANCIAL SERVICES	307	85,228.50
4344 - TYLER TECHNOLOGIES, INC	4	84,294.84
5158 - DIXONS FINE CLEANING SERVICES	48	83,855.88
1113 - GRAHAM CHEVROLET CADILLAC COMPANY	50	78,144.57
3454 - RICART AUTOMOTIVE	1	74,999.00
4455 - CONTINENTAL OFFICE	6	74,475.00
5709 - BCC OHIO INC	1	73,279.36
4413 - MOTOROLA SOLUTIONS INC.	16	72,510.06
5403 - ROBERT HARVEY BUILDER INC	5	72,350.00
5016 - JULIAN & GRUBE INC	6	72,000.00
5364 - SLOAN CONCRETE LLC	1	71,480.00
2174 - PATH MASTER INC	8	68,889.00
1639 - THE SAFETY COMPANY LLC DBA MTECH COMPANY	26	68,449.54
2409 - RICHLAND COUNTY TRANSIT BOARD	11	67,991.90
2794 - AXON ENTERPRISE, INC.	6	67,662.30
4873 - KIMBLE RECYCLING & DISPOSAL INC	21	66,976.49
2284 - PROMEGA CORPORATION	8	66,858.85
5131 - CHA CONSULTING INC	7	66,707.58
51 - ADVANCED DRAINAGE SYSTEMS	15	66,683.74
4292 - TEC ENGINEERING, INC	23	65,224.06
1342 - LIFE TECHNOLOGIES CORPORATION	9	64,665.96
5302 - SIXMO INC	14	64,188.19
533 - CLEMANS NELSON & ASSOCIATES INC	13	63,229.37
3517 - MR ROOTER PLUMBING OF MID OHIO	11	60,845.59
5153 - MITEL CLOUD SERVICES INC	6	60,555.43
5305 - NATIONAL AUTOMOTIVE PARTS ASSOCIATION DBA NAPA	60	60,186.28
5699 - RINGCENTRAL INC	6	60,149.88
452 - CDW GOVERNMENT LLC	33	59,841.08
92 - ALLOWAY	21	59,458.00
1705 - MARION COUNTY SHERIFF	4	58,304.83
5169 - ATLANTIC EMERGENCY SOLUTIONS INC	14	57,610.95
4199 - FINNEGAN CONSTRUCTION LLC	10	57,469.00
1536 - LAKE ERIE CONSTRUCTION CO	6	56,685.00

5641 - BARTLEY & BOLIN EXCAVATING INC	3	56,130.00
3782 - JONES & HENRY ENGINEERS, LTD	19	55,662.64
2827 - THE CHARLES RITTER COMPANY	275	55,594.99
4747 - BAIN ENTERPRISES LLC	52	55,444.38
4745 - MAST LEPLEY	13	55,305.50
459 - CENTRAL OHIO EMS TRAINING LLC	2	54,390.00
3422 - HALL'S CONSTRUCTION MATERIALS TESTING, INC	2	53,695.00
5482 - VISION SVC PLAN INSURANCE CO DBA VISION SVC PLAN	51	53,476.86
1820 - MID OHIO GRAVELY INC	84	52,695.03
5587 - QUALITY MASONRY COMPANY INC	2	52,600.00
5644 - HOCKENBERRY TRUCKING AND EXCAVATING LLC	21	52,559.78
1625 - LOWES COMPANIES INC	50	52,020.53
271 - BEST EQUIPMENT CO INC	30	51,875.32
2402 - RICHLAND COUNTY LAW LIBRARY	12	51,555.36
4208 - PARR PUBLIC SAFETY EQUIPMENT	11	51,493.06
5148 - VITAL RECORDS CONTROL (VRC)	13	50,834.06
4930 - ANDRITZ SEPARATION INC	3	50,777.65
4832 - HARSANY & ASSOCIATES, LLC	5	49,525.00
1426 - K & R SUPPLY, LLC	117	49,250.28
5189 - PETTY FARMS LLC	17	49,100.00
5745 - PALADIN DRONES INC.	1	49,000.00
5710 - LIBERTY FORD INC	1	48,990.00
4492 - BRANDON W HUNSINGER DBA HUNSINGER BUILDERS LLC	1	48,000.00
1371 - JCI JONES CHEMICALS INC	6	47,959.74
5359 - FLENNER WATER WELL & EXCAVATING SERVICES LLC, JOHN	4	47,599.00
1432 - KAHL'S ELECTRIC, INC	13	46,860.99
796 - DRM PRODUCTIONS INC	10	46,381.50
2471 - RUMPKE OF NORTHERN OHIO, INC	108	46,345.11
867 - ENGLEFIELD OIL COMPANY	13	46,265.77
1679 - MHS INDUSTRIAL SUPPLY	237	45,431.48
4097 - PARK NATIONAL BANK	7	44,656.09
5354 - HEALTH & FITNESS INC	3	44,287.90
3366 - CBIZ BENEFITS & INSURANCE SERVICES	25	42,937.76
727 - DELL MARKETING L P	47	42,440.66
1264 - HOWELL RESCUE SYSTEMS INC	2	42,207.00
2976 - USABUEBOOK	49	42,079.97
2405 - RICHLAND COUNTY REGIONAL PLANNING COMMISSION	2	41,576.50
1893 - MORITZ CONCRETE, INC	20	40,611.14
2856 - STANDARD PLUMBING & HEATING CO	13	40,235.28
935 - FIRE SAFETY SERVICES INC	17	39,859.72
4995 - STRYKER SALES CORPORATION	19	39,767.83
4473 - LEAK SEEKERS LLC	1	39,600.00
4222 - ALLIED TECHNICAL SERVICES, INC	11	39,575.56
4828 - BRENNTAG MID-SOUTH INC	2	39,270.00

5002 - MUNICIPAL EMERGENCY SERVICES INC	5	39,164.00
878 - ENVIRONMENTAL SYSTEMS RESEARCH INSTITUTE INC	2	39,050.00
5333 - BOB & BOB DOOR CO, LLC	18	38,815.25
4858 - ALL THINGS DIESEL LLC	7	38,687.50
4524 - NATIONAL PUMP & PROCESS INC	4	38,290.10
2684 - SOUTHEASTERN EQUIPMENT CO INC	20	38,209.17
2584 - SHANNON CHEMICAL CORP	3	38,191.86
2652 - SMETZ'S TIRE CENTER INC	41	38,001.89
806 - DUKE'S ROOT CONTROL INC	2	37,353.08
5358 - ALEXANDER CHEMICAL CORPORATION	2	36,766.00
2074 - OHIO DEPARTMENT OF JOB & FAMILY SERVICES	4	36,549.09
5449 - CITY OF TOLEDO UTILITIES	1	36,429.86
4132 - RUMPKE OF OHIO, INC	12	36,413.74
5721 - BENEVATE INC, AKA NEIGHBORLY SOFTWARE	3	36,100.00
2636 - JOHNSON CONTROLS FIRE PROTECTION LP	7	36,041.99
4564 - MANSFIELD METROPOLITAN HOUSING AUTHORITY	1	35,379.27
337 - BRICKER GRAYDON LLP	19	35,148.28
1114 - GRAINGER	147	35,046.71
5623 - GIGIS TACOS AND MARGARITAS LLC	1	35,000.00
5490 - ROBERTS DEMOLITION AND EXCAVATING LLC	6	34,900.00
593 - CONSOLIDATED COOPERATIVE	20	34,668.39
3579 - INSIGHT PIPE CONTRACTING LLC	3	34,530.44
1283 - HURON COUNTY	4	34,213.51
5614 - AWARE INC	2	33,906.61
1740 - MAY'S TRAILER SALES, LTD	13	33,623.54
5606 - GANNETT MEDIA CORP DBA GANNETT OHIO LOCALIQ	36	33,481.00
5578 - HILL INTERNATIONAL TRUCKS NA LLC DBA HILL INTERNAT	14	32,702.87
968 - FRATERNAL ORDER OF POLICE	24	32,654.00
188 - AUTOZONE STORES LLC	72	32,408.38
5576 - REAL TIME NETWORKS INC	3	32,152.75
5008 - PINE VIEW TRAILER LTD	2	32,035.00
3570 - SEAMANS CUSTOM FENCE LLC	2	31,375.00
4280 - OPENGOV, INC	1	31,240.00
281 - BISSNUSS INC	4	30,366.00
5753 - EAGLE MARK 4 EQUIPMENT COMPANY, Mike	1	30,000.00
4922 - THE EDGE GROUP INC	3	29,285.00
5083 - FELTY-HEINLEN ARCHITECTS & PLANNERS INC	13	29,148.75
205 - BALDWIN & SOURS INC	12	28,430.00
4110 - TIMECLOCK PLUS LLC	4	28,060.16
4252 - AZTEC TOPSOIL LLC	23	27,562.50
5666 - OHIO TRAFFIC AND LIGHTING SOLUTIONS INC	1	27,530.00
4478 - THE OLEN CORPORATION	5	27,212.01
5545 - GREEN MACHINE SHINGLE RECYCLING LLC	1	27,000.00
5601 - FENNEWALD ACRES LLC	1	26,916.00

2018 - NORTH END COMMUNITY IMPROVEMENT COLLABORATIVE INC	3	26,629.27
1340 - INTERSTATE BATTERY OF NORTH CENTRAL OHIO LTD	52	26,538.86
5448 - GUIDE STUDIO INC	4	25,500.00
333 - BREITINGER CO	2	25,305.00
5089 - AJB ENGINEERING CONSULTANTS LLC	14	25,087.54
2979 - QUADIENT FINANCE USA INC	48	24,907.26
4993 - TRUSTMARK INSURANCE COMPANY	24	24,819.06
5620 - DUPERON CORPORATION	1	24,727.36
1353 - J & B ACOUSTICAL, INC	5	24,583.93
4316 - LEXISNEXIS RISK SOLUTIONS	9	23,879.76
5091 - ASHLAND CLEANING LLC	12	23,638.56
5751 - SMARTSAFETY SOFTWARE, INC.	1	23,409.00
4181 - PEN-LINK LTD	1	23,282.45
5621 - MAYFIELD VILLAGE	2	23,000.00
3863 - PPG ARCHITECTURAL COATINGS LLC	51	22,992.06
4343 - VARNER, RICK	12	22,728.50
144 - APPLIED INDUSTRIAL TECHNOLOGIES, INC	14	22,719.89
3616 - INTRINSIC INTERVENTIONS LLC	1	22,719.60
3069 - WELLS FARGO FINANCIAL LEASING INC	17	22,386.74
2860 - THE UNIVERSITY OF AKRON	6	22,325.00
2848 - REX PIPE & SUPPLY CO	64	22,130.12
1285 - HURSH DRUGS, INC	14	21,893.87
5667 - HUDSON AND ROTH OUTDOOR LIVING LLC, CORY	9	21,775.00
4888 - GREAT LAKES TRUCK CENTERS	24	21,667.62
5647 - ULTIMATE TRAINING MUNITIONS INC	1	21,366.89
5357 - THALES DIS USA, INC.	2	21,080.54
5086 - EXPLAIN MY BENEFITS LLC	10	20,973.90
1583 - LEXISNEXIS	30	20,575.64
5610 - JEFFREY H ORALL DBA KEY ELECTRIC	1	20,385.00
1652 - MADISON TOWNSHIP	1	19,820.30
5604 - OHIO TRUCK EQUIPMENT	2	19,756.00
515 - CITY OF MANSFIELD	2	19,714.16
1017 - G & L SUPPLY COMPANY	102	19,613.62
2953 - UNITED STATES DEPARTMENT OF AGRICULTURE	15	18,990.83
2410 - RICHLAND COUNTY TREASURER	58	18,942.36
1841 - ARDANE R MILLER DBA DANE'S MARINE REPAIR	17	18,936.53
4773 - SILCO FIRE & SECURITY	4	18,918.00
1782 - OHIOHEALTH/WORKHEALTH	10	18,786.55
5724 - AT&T ENTERPRISES, LLC	1	18,768.12
1903 - MORROW COUNTY TREASURER	10	18,759.95
2287 - ALLIED UNIVERSAL ELECTRONIC MONITORING US INC	13	18,538.70
3623 - IDEXX DISTRIBUTION, INC	5	18,333.36
2719 - STANTEC CONSULTING SERVICES INC (SCSI)	2	18,185.51
2417 - RICHLAND UNIFORM CO	23	17,963.40

2626 - SPYDER SIGNS AND GRAPHICS	22	17,555.50
5693 - IMPERIAL BAG & PAPER CO, LLC DBA IMPERIAL DADE	67	17,523.52
5579 - O'REILLY AUTO ENTERPRISES LLC DBA O'REILLY AUTO	27	17,455.39
2195 - PERRY PROTECH	164	17,418.30
5668 - DISCOVERY SCHOOL, AN OHIO NON-PROFIT CORPORATION	2	17,173.00
5225 - BOYD COMPANY	8	17,113.04
1422 - VERSATERM PUBLIC SAFETY US, INC	2	17,059.31
3080 - THOMSON REUTERS-WEST PUBLISHING CORP	24	17,027.40
445 - CATHOLIC CHARITIES DIOCESE OF TOLEDO INC	5	16,737.20
2921 - TRUAX PRINTING INC	10	16,109.18
4826 - BCU ELECTRIC INC	8	16,056.00
2851 - THE SECKEL GROUP LTD	2	16,000.00
5528 - SCHORR ARCHITECTS INC	4	15,900.00
2854 - SPORTSMAN'S DEN INC	79	15,871.39
3017 - VON DER HAUS GILL GERMAN SHEPHERDS INC	2	15,800.00
2843 - THE MANSFIELD FINE ARTS GUILD	1	15,515.00
974 - FORTS INDUSTRIAL ENGINES	1	15,500.00
3706 - POWERDMS INC	3	15,417.55
3100 - WILCOX SALES & SERVICES COMPANY	17	15,089.18
2980 - USPS POSTAGE BY PHONE	2	15,000.00
4353 - RELX INC DBA LEXISNEXIS	15	14,695.34
707 - DAVIS & NEWCOMER ELEVATOR COMPANY	18	14,606.50
1493 - KLEEM INC	3	14,519.19
5156 - TERRACON CONSULTANTS INC	2	14,450.00
5316 - MCGHEE'S TECHNICAL WATER SERVICES, INC	12	14,400.00
4682 - PONY POWERSPORTS MANSFIELD	1	13,877.00
4625 - OBERLIN, JAMES	1	13,750.00
5423 - MT SERVICE INC DBA MILLER PORTABLE RESTROOM	42	13,689.07
2085 - OHIO FIRE CHIEFS ASSOCIATION	9	13,540.00
3384 - ELZY MILLING & TRADE, LTD	18	13,528.53
5656 - SAM & CO LTD	3	13,500.00
454 - CELLEBRITE INC	2	13,474.00
2884 - CHARTER COMMUNICATIONS HOLDINGS, LLC DBA SPECTRUM	106	13,275.95
166 - ASHLAND TRACTOR SALES INC	21	13,256.97
2323 - RAHALL'S CUSTOM VANS	44	13,224.00
1444 - KBZ ELECTRIC, INC	20	13,212.00
303 - BOBCAT OF WOOSTER	2	13,199.28
3721 - ANSI NATIONAL ACCREDITATION BOARD LLC	1	13,150.00
4823 - VANS TIRE PROS OF MANSFIELD LLC	7	13,002.56
5675 - LESWEGO CORP DBA ANGLIN EQUIPMENT	2	12,714.06
4687 - ESO SOLUTIONS INC	4	12,645.96
5744 - COMMAND CONSULTING, LLC	1	12,500.00
5201 - SEDGWICK CLAIMS MANAGEMENT SERVICES INC	1	12,490.00
2416 - RICHLAND SEALCOATING CO INC	1	12,475.00



4018 - JOHN'S AG-VANTAGE LLC	3	12,260.88
161 - ASHLAND COMFORT CONTROL INC DBA COMFORT CONTROL	10	12,044.35
5484 - SCI OHIO FUNERAL SERVICES DBA WAPPNER CREMATION	12	12,000.00
2724 - STATE INDUSTRIAL PRODUCTS	30	11,875.97
4954 - PACIFIC IMPRESSIONS INC	1	11,854.31
4796 - ILINCS CORP LLC	4	11,700.00
4246 - STEPMOBILE, LLC	6	11,640.16
5050 - FEDERAL SIGNAL CORPORATION	2	11,635.94
5613 - LEXIPOL LLC	1	11,612.10
5514 - KAYLINE COMPANY INC	18	11,572.46
2014 - NORTH CENTRAL STATE COLLEGE	3	11,559.72
5140 - INNOVATIONS IN LIGHTS LLC	3	11,350.00
4841 - AG-PRO OHIO LLC	5	11,165.64
5725 - MAURER ARCHITECTURAL DESIGN STUDIO, LLC	4	11,030.10
1361 - JACOBS EXCAVATING, INC	2	11,000.00
5649 - VIVACITY LABS INC	1	11,000.00
2883 - TIFFIN UNIVERSITY	2	10,985.00
4318 - SECURE STORE & SHRED	26	10,811.50
256 - BENDER COMMUNICATIONS INC	4	10,796.25
5544 - MCCLENATHAN, BLAIR	3	10,613.49
1918 - MUNICIPAL INCOME TAX SOLUTIONS LLC	2	10,591.00
5515 - H&H ENVIRONMENTAL LLC	25	10,550.00
2414 - RICHLAND LUMBER INC	14	10,541.22
3201 - GRIFFIN PAVEMENT STRIPING INC	2	10,480.95
69 - AIRGAS USA LLC	15	10,417.47
1123 - GREATAMERICA FINANCIAL SERVICES CORPORATION	17	10,082.86
943 - FIRST DATA GLOBAL LEASING	13	9,998.42
3546 - DIAMOND SPEED PRODUCTS, INC	2	9,904.66
5608 - BAKER DUBLIKAR BECK WILEY & MATHEWS	6	9,837.50
5554 - LICATE, DAVID A.	5	9,750.00
3952 - BACKFLOW SOLUTIONS INC	2	9,665.00
2115 - OHIO TACTICAL OFFICERS ASSOCIATION	3	9,600.00
5734 - CASHSTAR	1	9,600.00
1367 - JAMISON WELL DRILLING, INC	3	9,581.81
5592 - SUMURI	1	9,412.00
88 - ALLIED SUPPLY CO INC	39	9,324.66
2997 - VANCE OUTDOORS INC DBA VANCE'S LAW ENFORCEMENT	3	9,206.78
2403 - RICHLAND COUNTY PROSECUTOR	20	9,197.64
2648 - SMALL'S FUNERAL SERVICES	9	9,000.00
1687 - DENNIS A MARIKIS PH D INC	2	9,000.00
5018 - HEI-WAY LLC	3	8,955.79
2970 - US BANK EQUIPMENT FINANCE	3	8,949.00
4623 - F&E PAYMENT PROS	7	8,941.28
2406 - RICHLAND COUNTY REGIONAL SOLID WASTE MGMT	1	8,933.00

875 - ENVIROSCIENCE INC	5	8,920.00
3661 - EXCEL FLUID GROUP LLC	1	8,860.00
4491 - STEIN INC	3	8,765.19
949 - FISHER SCIENTIFIC COMPANY, LLC	19	8,737.21
3168 - XEROX CORPORATION	30	8,467.40
4326 - QWICK KURB, INC	1	8,461.00
2295 - PUBLIC AGENCY TRAINING COUNCIL	17	8,340.00
2246 - POTTERS INDUSTRIES LLC	1	8,280.00
3226 - SENECA COUNTY	4	8,274.80
5341 - PUMP SYSTEMS, LLC	2	8,245.50
3163 - WYANDOT COUNTY METRICH	3	8,110.90
3657 - PRADCO	3	8,055.00
4004 - KIMMEL CORPORATION	1	7,977.00
167 - ASHLAND UNIVERSITY	4	7,833.06
4563 - RELADYNE LLC	5	7,815.65
5742 - GALLS PARENT HOLDINGS, LLC	17	7,814.81
2596 - SHELLY SMITH & SONS	25	7,806.25
5466 - THE CLEVELAND PLUMBING SUPPLY COMPANY	34	7,739.77
2240 - POLY-TECH ASSOCIATES INC	3	7,665.00
4696 - NUGEN LED SOLUTIONS	11	7,577.25
4554 - LASERCRAFT ENTERPRISES	16	7,555.00
4792 - LAMBERT DISTRIBUTING INC	3	7,400.04
2089 - OHIO HEALTH CONSORTIUM INC	13	7,398.25
2100 - OHIO MUNICIPAL JOINT SELF-INSURANCE POOL	1	7,383.00
5728 - ACCUTECH INSTRUMENTATION DBA ADVANCE INSTRUMENTS	1	7,210.00
5042 - OHIOHEALTH EMPLOYER SERVICES LLC	1	7,203.00
2185 - PELTON ENVIRONMENTAL PRODUCTS INC	1	7,187.31
5219 - CLEVELAND PSYCHOLOGICAL TESTING LLC	5	7,150.00
5295 - REAM & HAAGER LABORATORY INC	70	7,094.00
456 - CATALYST LIFE SERVICES	25	7,017.96
3296 - CHRISTOPHER E MILES LABOR ARBITRATOR INC	1	7,008.19
516 - CITY OF MOUNT VERNON	3	7,000.00
5589 - MCKAY LODGE FINE ARTS CONSERVATION LABORATORY INC	1	7,000.00
2118 - OHIO UTILITIES PROTECTION SERVICE	1	6,884.49
5696 - CORE SECURITY & INVESTIGATION, LLC	2	6,880.00
5695 - K&A PROFESSIONAL WOOD SERVICES, LLC	1	6,800.00
2863 - THE WALTER H DRANE COMPANY	4	6,793.19
1410 - JONES & BARTLETT LEARNING LLC	4	6,781.01
5711 - WALNUT BUILDING AN OHIO PARTNERSHIP	1	6,659.00
192 - AWARDSMITH	5	6,579.50
3684 - HITCHMAN INSURANCE AGENCY INC	1	6,521.00
3177 - YOST TECH OF MID OHIO	15	6,484.62
5227 - CASTO TOOL SALES LLC	1	6,412.00
782 - DONLEY FORD OF SHELBY INC	15	6,369.93

1481 - KING OFFICE SERVICE INC	7	6,299.35
3697 - ALLSTATE INSURANCE COMPANY	4	6,251.25
5634 - AMERICAN VULKAN CORPORATION	1	6,084.64
52 - ADVANCED GAS ENGINE SOLUTIONS INC	3	6,075.89
4537 - MEDICAL PRIORITY CONSULTANTS DBA PRIORITY DISPATCH	2	6,025.00
3676 - CRAWFORD COUNTY	2	6,000.00
5121 - CENTRAL OHIO OIL COMPANY INC	2	5,963.07
265 - BERGREN ASSOCIATES INC	1	5,889.00
5124 - M-B CO INC	1	5,782.40
4069 - EVERBRIDGE, INC	3	5,700.00
4267 - OHIOHEALTH EMERGENCY MEDICAL SERVICES	1	5,700.00
926 - FIN FEATHER FUR OUTFITTERS	35	5,699.99
2101 - OHIO MUNICIPAL LEAGUE	2	5,678.00
5293 - CHOICE IT SERVICES, LLC	4	5,677.50
1772 - MCNAUGHTON-MCKAY ELECTRIC CO OF OHIO INC	2	5,657.77
4736 - TD LANDSCAPE INC	1	5,606.50
5191 - WITTMAN LOGISTICS LLC	3	5,591.35
5389 - HOEFLER, VICTORIA	13	5,574.56
5682 - OHIO MAYORS ALLIANCE	1	5,500.00
2600 - SHERMAN TRANSMISSION INC	3	5,483.04
5701 - BIG WALNUT FLAG POLE	1	5,480.00
3648 - BURNHAM & FLOWER OF OHIO, INC	1	5,476.00
5669 - BLACK, MARGARET S	1	5,461.00
5311 - FORUM OHIO LLC,	6	5,350.00
1572 - LEPPA EQUIPMENT	5	5,309.08
3027 - WALKER BROTHERS CO INC	6	5,272.34
873 - ENVIRONMENTAL RESOURCE ASSOCIATES	5	5,261.67
5497 - MAGNET FORENSICS USA INC	1	5,250.00
3145 - WOLFF BROTHERS SUPPLY INC	38	5,236.97
5650 - HOUSE OF PAYNE MUNITIONS	3	5,209.80
5700 - GORMAN RUPP & ASSOCIATES CREDIT UNION, INC	1	5,200.00
5677 - WILLO'DELL	2	5,092.00
3022 - THE W W WILLIAMS COMPANY LLC	5	5,006.91
4761 - AUTOCLEAR LLC	2	5,003.00
1537 - LAKE ERIE ELECTRIC INC	1	5,000.00
3075 - WERNER-GOMPF FUNERAL SERVICES, LTD	5	5,000.00
4859 - 360 PEST SOLUTIONS LLC	25	5,000.00
5659 - GRACE EPISCOPAL CHURCH	1	5,000.00
5671 - CRAWFORD MURPHY & TILLY INC	1	5,000.00
	<hr/>	
	8,538	\$74,702,797.21